



Price Book > USA > January 2017



OFFICE FURNITURE SOLUTIONS

TABLE OF CONTENTS

ENVIRONMENTAL INITIATIVES	2
JADE	2
GSA	2
LACASSE QUICKSHIP PROGRAM	3
STANDARDIZED DIMENSIONAL SPECIALS	4
GENERAL SPECIFICATIONS FOR LAMINATE FURNITURE COLLECTIONS	6
FURNITURE COLLECTIONS	
QUAD	8
NEX	22
MORPHEO	51
OPTIONS	72
CONCEPT 3	88
CONCEPT 70	96
CONCEPT 400E	108
CONCEPT 300	118
C.A.	128
PANGRAM	130
FURNITURE SYSTEM	
C.I.T.É	141
COMPLEMENTARY FURNITURE COLLECTIONS	
RECEPTION FURNITURE	152
QUORUM MULTICONFERENCE	160
LATERAL FILES AND STORAGE FURNITURE	196
OTHERS	
ELECTRICOM II ELECTRIFICATION SYSTEM	200
THE ESSENTIAL ACCESSORIES	204
TECHNICAL PERFORMANCES AND CONVERSION TABLE	208
TERMS & CONDITIONS OF SALE	209

Designer Specifications

Groupe Lacasse distinguishes itself thanks to its flexibility and willingness to accommodate special requests, and successfully meets most specific requests for products that are not part of its standard offering. It is possible, among other things, to use C.O.M. fabrics for our PanGram divider panels, tackboards, cushions, etc. Translucent inserts as well as certain high-pressure laminates can also be special-ordered. The Quotations department can process such specific requests.

NICER FOR THE ENVIRONMENT

It's our corporate responsibility to contribute to the preservation of natural resources and to ensure that our operations have the least possible impact on the environment. We choose suppliers who support our efforts to reduce deforestation. The majority of our products are manufactured from particleboard, made from 100% post-industrial recycled materials. We recover the cuttings from all our activities and even sawdust for power cogeneration. What's more, we sort and recycle plastic, steel and aluminum.

Our St. Pie, QC and Bruce, MS facilities are certified ISO 9001 and ISO 14 001.

We're proud to say that all Lacasse products are GREENGUARD® certified. Which means that North Americans can be sure that these products will not affect the air quality of their working environments. And other groups, like architects, designers and specifiers who use Lacasse products can benefit from their GREENGUARD® certification to earn points towards meeting LEED® standards.



GREENGUARD Indoor Air Quality® and GREENGUARD Children & Schools® are trademarks of the GREENGUARD Environmental Institute

ENVIRONMENTAL TOOLS

A variety of informative tools which detail how Groupe Lacasse products help support green initiatives are available. All documents are routinely updated and placed on the Groupe Lacasse website under “**About Us > Environment**”. Please check this page regularly for the most up-to-date documents.

Available documents: the corporate **Sustainability Policy**, how our products support **LEED Credits** (these documents include information on the percentage of recycled material in each product) and a listing of Groupe Lacasse products that are **GREENGUARD Certified**.

GREENGUARD CERTIFICATES

GREENGUARD Indoor Air Quality and Children and Schools certificates can be downloaded. These are found on www.greenguard.org. Search for Groupe Lacasse in the “Find Products” Search by Manufacturer” section. All GREENGUARD certifications are listed by product line.

FURTHER INFORMATION

For more information on environmental and sustainable procedures in the manufacturing of our products, contact Communications@groupelacasse.com.

Jade

Groupe Lacasse is proud to introduce **Jade**, a web tool that will ease the entry and follow-up of all your office furniture orders. With this system, you will be able to visualize the final price of all your products, including the discounts, along with the details of any price agreement established with us. Your orders will be validated and sent with all required information, guaranteed. Available 24 hours a day, 7 days a week, **Jade** allows you to consult your orders' status anywhere, anytime. **We are convinced that you will appreciate this convenient, fast and efficient tool from Groupe Lacasse!**

In order to start using **Jade** and benefit from its many advantages, please schedule a web training time by sending us an email at jade_registration@groupelacasse.com. For any other question concerning **Jade**, please contact us at jade@groupelacasse.com.

* Order status availability can vary for specific brands depending on the region.



GROUPE LACASSE LLC # GS-29F-0105G

PRODUCT NOT ON CONTRACT:

- PanGram – laminate panels
- All serving carts and coffee tables

LACASSE QUICKSHIP PROGRAM

READY TO SHIP IN 5 DAYS!

Several suggested layouts, components and accessories identified by this pictogram are part of the **Lacasse quick delivery program**.



PROGRAM CONDITIONS AND LIMITATIONS:

- Maximum of **five (5) of each item and of each color per order**, refer to each collection to see which products are available.
- Products are **ready for shipment 5 business days after reception of a ready-to-process order and delivered on next available trailer**.
- HPL finishes are not part of the QuickShip Program.

IMPORTANT:

Place **QuickShip orders separately from regular Lacasse orders**.

When preparing QuickShip orders, indicate the code **"QS"** in front of the QuickShip product code or the QuickShip suggested layout code; i.e.: **QSM1NCS-F3672F**.

AVAILABLE OPTIONS AND FINISHES:

Make sure to complete QuickShip product codes with the options and finish codes that are part of the QuickShip program.

See below for the complete list of QuickShip options and finishes relevant to each Lacasse collection:

MORPHEO	CONCEPT 3	CONCEPT 70	CONCEPT 400E	PANGRAM
EDGES N, 1, 2 DOOR INSERT T HANDLES A, C, K, W, Z LEG V ACCENT COLORS A, S LAMINATE TOPS / VERTICAL PLANS FINISHES BUC, CCL, CER, ERH, GAN, GGI, HZN, MTA, NRM, NTL, RBY, SLT, SNO, TOM One or two-tone combinations	LAMINATE TOPS / VERTICAL PLANS FINISHES BUC, CCL, CER, ERH, GAN, GGI, HZN, MTA, NRM, NTL, RBY, SLT, SNO, TOM One or two-tone combinations* *Refer to page 88 for more information on Concept 3's specific two-tone application.	EDGES N, 1, 2 HANDLES D, K ACCENT COLORS A, B, N LAMINATE TOP FINISHES BUC, CCL, CER, ERH, GGI, HZN, MTA, NRM, NTL, RBY, SLT, TOM LAMINATE VERTICAL PLANS FINISHES BUC, CCL, CER, ERH, GAN, GGI, HZN, MTA, NRM, NTL, RBY, SLT, SNO, TOM One or two-tone combinations	HANDLES L, X, Y LAMINATE TOPS / VERTICAL PLANS FINISHES BUC, CCL, CER, ERH, GAN, GGI, HZN, MTA, NRM, NTL, RBY, SLT, SNO, TOM One or two-tone combinations	HANDLES Q, V LEGS Q, V ACCENT COLORS A, S LAMINATE TOPS / VERTICAL PLANS FINISHES BUC, CCL, CER, ERH, GAN, GGI, HZN, MTA, NRM, NTL, RBY, SLT, SNO, TOM One or two-tone combinations
CONCEPT 300	C.A.	LAMINATE LATERAL FILES	STEEL LATERAL FILES	QUORUM MULTICONFERENCE
HANDLES E, F LAMINATE TOPS / VERTICAL PLANS FINISHES BUC, CCL, CER, ERH, GAN, GGI, HZN, MTA, NRM, NTL, RBY, SLT, SNO, TOM One or two-tone combinations	EDGES N HANDLE E ACCENT S LAMINATE TOPS / VERTICAL PLANS FINISHES BUC, CCL, CER, ERH, GAN, GGI, HZN, MTA, NRM, NTL, RBY, SLT, SNO, TOM One or two-tone combinations PEDESTAL AND LATERAL FILE FINISH SNO	HANDLES A, C, K, L, W, Z ACCENT COLORS A, S LAMINATE DRAWER FRONTS / LAMINATE CASE FINISHES BUC, CCL, CER, ERH, GAN, GGI, HZN, MTA, NRM, NTL, RBY, SLT, SNO, TOM One or two-tone combinations	HANDLES F, R METAL COLORS P01, P08, P17, P28	EDGES N, S, 1, 2 LAMINATE TOPS / LAMINATE VERTICAL PLANS BUC, CCL, CER, ERH, GAN, GGI, HZN, MTA, NRM, NTL, RBY, SLT, SNO, TOM

TACKBOARD FABRICS
ACCESSORIES

ALPHA MARQUESA: AM24, AM25, AM47, AM51 **CREPE:** CPT72, CPT85, CPT89, CPT96

QUADRILLE: QA01, QA02, QA06, QA07

AELLA: AE08, AE10, AE13

Several accessories are available in QuickShip; refer to the Accessories section on page 204.

STANDARDIZED DIMENSIONAL SPECIALS

“DIMENSIONAL SPECIALS” PROGRAM

Groupe Lacasse offers its dealers the possibility of making certain modifications to unit dimensions without having to go through the Quotations department. The following rules apply:

- Only one dimension may be modified on any given unit (width or depth or height).
- The modified dimension must fall within the range of standard dimensions offered. Example: a 98"-wide desk may not be specified without going through the Specials department, because that width exceeds standard widths. However, a 70"-wide desk may be specified, because that width does fall between existing standard widths (namely, 66" and 72").
- The dimension change must not affect the overall construction of the furniture unit. Example: a wider bookcase necessitating a central divider for added support.
- Drawers must remain in standard dimensions.
- Applicable to laminate units only. (Doors and modesty panels with metal frames cannot be modified, nor can metal legs.)
- Rounded reception desks are not included in this program.

PROCEDURE:

1. Choose the unit with the next **largest** dimension. Example: if you need a right single pedestal desk 70" wide, choose model 41_N-S3672F.
2. Add the prefix “S” at the start of the product code. (Ex.: S41_N-S36__F.)
3. Change the dimensions of the standard unit to those required. (Ex.: 41_N-F3672S becomes S41_N-F3670S.)
4. Use the price of the next largest unit from the price list in effect. (Ex.: if the new unit is a S41_N-F3670S, the price to use is that of model 41_N-F3672S, from the February 2015 price list.)

* If exact dimensions are required, be sure to specify it on the order form; otherwise, the unit will be manufactured using the corresponding Imperial units.

* If a particular dimension includes a fraction, the code must be modified to show the measurement's rounded-off value; however, the measurement must be indicated with the fraction in the item description on the order form. (Example: a width of 68.5 is to be shown as 69 in the code, while the comments section of the order form must bear the mention “exactly 68.5”.)

* The number of doors and shelves on a hutch / storage unit will be determined by Groupe Lacasse (in accordance with our manufacturing standards).

* If the “Dimensional Specials” program does not apply to your particular situation, or for any questions concerning such specials, contact our Specials department at Quotation@grounelacasse.com.

“STANDARDIZED” SPECIALS

Groupe Lacasse offers the possibility of making certain types of modifications to standard furniture without having to go through the Specials department:

1. Modification of the color scheme
2. Addition, modification or removal of grommets
3. Modification of the pedestal configuration
4. Height modification for modesty panels
5. Addition of locks

1. COLOR SCHEME

Applicable when the desired color scheme differs from the standard scheme.

- Add the prefix “S” at the start of the product code.
- Replace the choice of colors with “XXX”.
- Along with the order form, provide a drawing showing the desired color scheme.
- Add a 10% upcharge to the list price.

2. ADDITION, MODIFICATION OR REMOVAL OF GROMMETS

- Add the prefix “S” at the start of the product code.
- In the product description, add the code corresponding to the desired position (refer to table).
- Insert the appropriate modification code (A, M or R) at the start of the product code. A: Addition; M: Modification; R: Removal.

CODE	TYPE OF GROMMET	COLLECTIONS	CODE AND POSITION		
			Left	Centre	Right
GRV25N	Round Black	400E, 70, 300	_GRV25NL	_GRV25NC	_GRV25NR
GRQ25S	Rectangular Silver for surfaces 1" thick	Quad, Options, PanGram, Morpheo, C3	_GRQ25SL	_GRQ25SC	_GRQ25SR
GRQ25A	Rectangular Anthracite Grey for surfaces 1" thick	Quad, Options, PanGram, Morpheo	_GRQ25AL	_GRQ25AC	_GRQ25AR
GRQ38S	Rectangular Silver for surfaces 1½" thick	Quad, Morpheo, Options, Quorum	_GRQ38SL	_GRQ38SC	_GRQ38SR
GRQ38A	Rectangular Anthracite Grey for surfaces 1½" thick	Morpheo, Options, Quad	_GRQ38AL	_GRQ38AC	_GRQ38AR
GR9		All collections	If any position other than a standard one is needed, the order form must be accompanied by a drawing indicating the exact position required.		

- Add the upcharge for grommet modification.

Addition of a grommet in standard position	\$50.00
Addition of a grommet in a non-standard position	\$50.00
Modification of the position of an existing grommet	\$0.00
Removal of an existing grommet	\$0.00

3. MODIFICATION OF THE PEDESTAL CONFIGURATION

Applicable when the desired pedestal arrangement is not standard for the collection.

- Add the prefix "S" at the start of the product code.
- Modify the pedestal codification as per the table below.
- Add the upcharge corresponding to the type of modification made.

¾ height pedestal to full-height pedestal

FROM	TO	UPCHARGE PER PEDESTAL
F (U/F)	UF (U/U/F)	\$150.00
F (U/F)	FF (F/F)	\$150.00
Ex.: 41NN-SxxxxF	S41NN-SxxxxUF	\$150.00

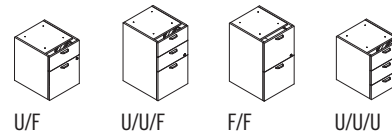
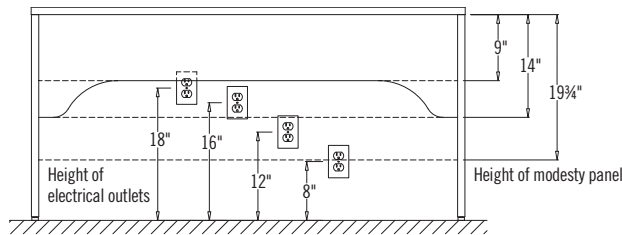
Full-height pedestal to ¾ height pedestal

FROM	TO	UPCHARGE PER PEDESTAL
UF (U/U/F)	F (U/F)	\$50.00
UF (U/U/F)	U (U/U/U)	\$50.00
Ex.: 71KA-UFxxxxUF	S71KA-UFxxxxF	\$50.00

4. HEIGHT MODIFICATION FOR MODESTY PANELS

Modesty panels are available in a number of different heights for all our collections. (Exceptions: C3, Quad with metal legs, Morpheo with metal kickplate or Translucent insert, and corner modules for Concept 400E, 70 and 300, as well as for PanGram and Morpheo.)

- Add the prefix "S" at the start of the product code.
- Add the type of modesty panel at the end of the code.



Full-height pedestal

FROM	TO	UPCHARGE PER PEDESTAL
UF (U/U/F)	FF (F/F)	\$50.00
FF (F/F)	UF (U/U/F)	\$50.00
Ex.: 71KA-UFxxxxUF	S71KA-UFxxxxFF	\$50.00

¾ height pedestal

FROM	TO	UPCHARGE PER PEDESTAL
F (U/F)	U (U/U/U)	\$50.00
Ex.: 41NN-FxxxxF	S41NN-FxxxxU	\$50.00

TYPE	HEIGHT OF MODESTY PANEL	SPACE BETWEEN FLOOR AND MODESTY PANEL	TYPE OF MODESTY PANEL	ACCESS TO ELECTRICAL RECEPTACLES
.1	9"	19"	Curved	Will free up access to most wall outlets
.2	14"	14"	Straight	Will free up access to wall outlets less than 16" from the floor
.3	19 3/4"	8 3/4"	Straight	
.9	For all dimensions other than the ones specified above.	Other	Curved: between 9" and 13" Straight: 14" or greater	




TYPE OF SURFACE	COLLECTIONS	APPLICATION	CODIFICATION	UPCHARGE
AT, DT, BR	All (excluding the above-mentioned exceptions)		According to table	\$0.00
CM	All (excluding the above-mentioned exceptions)	On one side only	Indicate the desired height according to the table, as well as L for left back or R for right back	\$0.00
CM	Options, Quad	On both sides	Indicate the desired height according to the table, as well as B for the 2 sides	\$0.00
CM	Morpheo, 70, 400E, 300, PanGram	On both sides (a wooden block and a leg must be added to the structure in order to support the backs)	Indicate the desired height according to the table, as well as B for the 2 sides	\$50.00
Desks, returns, credenzas with pedestal	All (excluding the above-mentioned exceptions)		.1	\$100.00
Desks, returns, credenzas with pedestal	All (excluding the above-mentioned exceptions)		.2	\$100.00
Desks, returns, credenzas with pedestal	All (excluding the above-mentioned exceptions)	With ¾ height pedestal	.3	\$0.00
Desks, returns, credenzas with pedestal	All (excluding the above-mentioned exceptions)	With full-height pedestal	.3	\$100.00

5. ADDITION OF LOCKS

Add \$75 to list price for the first lock and \$25 for additional locks on any given furniture unit (one lock locks 2 doors).

APPLICATION	CODIFICATION	UPCHARGE
Addition of 1 lock	Add the prefix "S" at the start of the product code and indicate K1 at the end of the code	\$75.00
Addition of 2 locks	Add the prefix "S" at the start of the product code and indicate K2 at the end of the code	\$100.00
Addition of 3 locks	Add the prefix "S" at the start of the product code and indicate K3 at the end of the code	\$125.00
Addition of 4 locks	Add the prefix "S" at the start of the product code and indicate K4 at the end of the code	\$150.00
Ex.: 41NN-E724416P	S41NN-E724416PK2	\$100.00

GENERAL SPECIFICATIONS

	QUAD	MORPHEO	OPTIONS
CHARACTERISTICS	Collection featuring smooth, sleek lines with a modern look. Numerous models make possible a variety of configurations. <ul style="list-style-type: none"> • 2 accent colors • Choice of 3 inserts (Translucent, Lexan, Perforated metal) • 5 storage heights (49, 57, 65, 73, 81) • 2 surface types (thermofused laminate or high-pressure laminate) • Full-width wiring access 	Contemporary office furnishings with a floating top design. Vast selection: <ul style="list-style-type: none"> • 2 top thicknesses • 2 accent colors • 2 surface types (thermofused laminate or high-pressure laminate) • Choice of 5 handles • Choice of 2 Translucent inserts • Choice of 2 legs • Ergonomic work surfaces • Choice of 3 edges 	Classic style offering a wide range of unique items for organizing and optimizing space. <ul style="list-style-type: none"> • 2 top thicknesses • Choice of 3 handles • 2 accent colors • Translucent door option • 2 surface types (thermofused laminate or high-pressure laminate) • Full-width wiring access
TOP THICKNESS	1½" (38 mm)	1" and 1½" (25 and 38 mm) Aluminium spacers add ⅜" (8 mm) to the overall height of the work surfaces	1" and 1½" (25 and 38 mm)
EDGE THICKNESS	⅜" (3 mm)	⅜" and ⅝" (3 and 4 mm)	⅜" (3 mm)
SURFACE TYPE	TFL and HPL	TFL and HPL	TFL and HPL
HUTCH CLEARANCES	N/A	Low profile: 13⅞" (346 mm) – 21⅞" (579 mm) 44" (1099 mm): 20½" (521 mm) 36" (900 mm): 17" (432 mm)	44" (1096 mm): 20⅞" (530 mm) 36" (893 mm): 16¾" (426 mm)
DESKS – MODESTY PANELS	Full-height	Full-height	Full-height
AT, DT – BACK PANELS	2½" (63,5 mm) clearance from floor	Full-height	Full-height
CM – BACK AND SIDE PANELS	Back panel: 2½" (63,5 mm) clearance from floor Side panel: 2½" (63,5 mm) clearance from floor	Back panel and side panel: Full-height	Back panel and side panel: Full-height
GROMMETS ON SURFACES			

GENERAL FEATURES FOR ALL LACASSE CASEGOODS COLLECTIONS

CONSTRUCTION

- Casegoods are made of particleboard panels finished on both sides with mar-resistant high-performance thermofused laminate (45 lbs/ft³), also called TFL.
- High-pressure laminate work surfaces, also called HPL, are available for certain collections, adding ⅛" (1,6 mm) to the overall thickness of the work surface.
- All components are finished with a thermoplastic polymer edgebanding. All edges are finished.
- Levelers allow up to 1¼" (32 mm) height adjustment (unless otherwise specified).
- All modesty panels are recessed 8" (211 mm) on 36" (900 mm) deep desks and 2" (61 mm) on 30" (750 mm) deep desks.
- All bridge returns (BR) are full-height except for Concept 3.
- All ready-to-assemble furniture has metal-to-metal fittings to maintain product integrity, ease of assembly and reconfiguration. These furniture units are identified by the screwdriver pictogram.






DRAWERS

All drawers are built for trouble-free performance and smooth operation:

- Shock-absorbent bumpers standard on all drawers.
- Drawer construction in black laminated particleboard.
- Pencil tray is standard in one box drawer per component.
- File drawers are mounted on full extension ball bearing suspensions: 100 lbs (45 kg) load capacity (except metal pedestals: 75 lbs (34 kg) load capacity).
- Lateral file drawers are mounted on full extension ball bearing suspensions with over-travel: 150 lbs (68 kg) load capacity.
- Lateral file drawers come standard with top rails for folders and one lateral suspension bar for side-to-side filing. For suspension bars accommodating front-to-back filing, refer to Accessories on page 172.
- Interlock system is standard on lateral files and mixed pedestals.

LOCKS

Standard black cam locks with accent color finish are standard on hanging file pedestals, mobile pedestals, lateral files and cabinets (except for Concept 400E, Concept 70, Concept 3, PanGram and Concept 300 cabinets).

CONCEPT 3	CONCEPT 70	CONCEPT 400E	CONCEPT 300	PANGRAM
Unique non-handed collection in a contemporary style and reversible. <ul style="list-style-type: none"> • Exclusive anodized aluminum legs • Choice of laminate or Translucent doors • Optimized storage solutions • Easy to specify 	Classic, durable executive office furnishings. <ul style="list-style-type: none"> • Choice of 2 handles • 3 accent colors • Over 350 components • Choice of 3 edges 	Quintessential classic office furnishings. <ul style="list-style-type: none"> • Choice of 3 handles • Over 300 components 	Unique manufacturing parameters that offer exceptional value. <ul style="list-style-type: none"> • ¾ height modesty panel • Recessed back to accommodate walls with electrical outlets • Choice of 2 handles • Horizontal wood grain • Standard choice of 5 colors • 100% Quickship 	Solution for space division with laminate panels. <ul style="list-style-type: none"> • 2 accent colors • Compatible with Lacasse furnishings • Several freestanding units complete the collection • Easy to specify and to install
1" (25 mm)	1½" (38 mm)	1" (25 mm)	1" (25 mm)	1" (25 mm)
¾" (3 mm)	¾" and ½" (3 and 4 mm)	¾" (3 mm)	¾" (3 mm)	¾" (3 mm)
TFL	TFL	TFL	TFL	TFL
N/A	44" (1099 mm): 21¼" (543 mm) 36" (900 mm): 17⅜" (445 mm)	44" (1099 mm): 21½" (546 mm) 36" (900 mm): 17⅝" (448 mm)	44" (1099 mm): 26½" (673 mm) 36" (900 mm): 18⅝" (473 mm)	36" (900 mm): 19" (483 mm) 28" (710 mm): 17⅝" (448 mm)
Full-height on TD desks with ¾ (19 m) clearance from floor. Half-height on Y-shape surfaces. Optional back panel are not available.	Full-height	Full-height	Recessed 6" (150 mm) on all desks; except for modesty panel on curved desks with metal pedestals, which is recessed 9" (225 mm). ¾ height overlaps exterior side panels of furniture, and full height overlaps on low-profile desks.	Full-height
N/A	Full-height	Full-height	Recessed 1" (27 mm). ¾ height recessed on exterior side panels of furniture.	N/A
N/A	Back panel and side panel: Full-height	Back panel and side panel: Full-height	Symmetrical corner module: full-height back. Extended corner module: ¾ height back panel overlaps along the extended portion and recessed 1" (27 mm).	Back panel and side panel: Full-height
				

HUTCHES

- All hutches are equipped at work surface height with a full-width flexible wire access extrusion (except for Concept 300).
- A grommet is also provided on the back panel of the hutch to accommodate an optional task light unit.
- Depending on the hutch model, the clearance is 16¾" to 21¹⁹/₁₆" (426 to 579 mm) from the work surface level.
- Combination of rails and tackboards available for use with hutches. Refer to page 205.

DOORS

All hinges for Concept 400E, Concept 70, PanGram and Concept 300 collections are 120°. For other collections, hutches have 120° hinges while other units have 135° hinges.

BOOKCASE

Bookcase must be placed against a wall or back-to-back to another unit.

PEDESTALS

All mobile pedestals 18" deep can receive a cushion (LGC-CU1518). Refer to page 207.

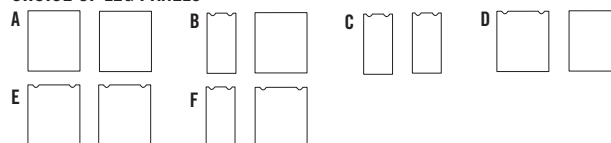
DIMENSIONS

Metric dimensions shown in this price book are exact; imperial dimensions are nominal (unless otherwise specified).

TACKBOARDS

Included with all tackboards is a Velcro strip or hardware for fastening to walls.

CHOICE OF LEG PANELS



PICTOGRAMS


Pictograms are intended for informative purposes only and cannot be used from a technical point of view. For further information, contact the Groupe Lacasse customer service department.



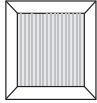
CABINET DOORS

Aluminum doors are offered in a choice of 2 accent colors: Anthracite Grey (A) or Silver (S). High impact resistant electrostatic paint finish.

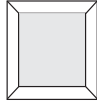
Quad offers 4 door styles for all storage with doors.



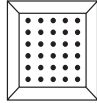
Laminate (N)



Metal with ridged Lexan insert (L)



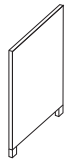
Metal with translucent insert (T)



Metal with perforated metal insert (M)

Leg panels

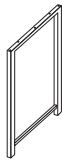
Leg panels are available in full width metal (M) legs or laminate with 2" (50 mm) metal legs (N), in full and recessed options (taking knee space into account).



Full laminate leg panel



Recessed laminate leg panel

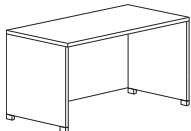


Full leg metal panel

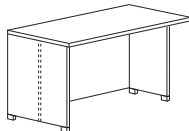
Leg panel options:

- A** Two full width leg panels (metal or laminate)
- B** One full width leg panel (metal or laminate) and one recessed (laminate)
- C** Two recessed leg panels (laminate)
- M** Two full width leg panels (1 metal, 1 laminate)
- D** Two full width leg panels, one with wiring access (laminate)
- E** Two full width leg panels with wiring access (laminate)
- F** One full width leg panel and one recessed with wiring access (laminate)

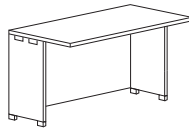
Laminate



A - Two full leg panels

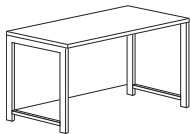


B - One full leg panel and one recessed

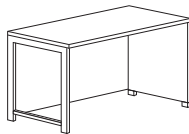


C - Two recessed leg panels

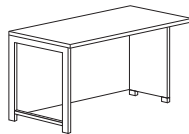
Metal



A - Two full leg panels



M - Two full leg panels (1 metal, 1 laminate)



B - One full leg panel (metal) and one recessed (laminate)

Examples:

- Rectangular table, metal leg panels **M**, two full width leg panels **A**: Q5MA-DT3072A
- Rectangular table, laminate leg panels **N**, one full width leg panel and one recessed leg panel **B**: Q5NA-DT3072B
- Rectangular table, metal leg panel, one full width metal leg panel and one laminate recessed leg panel **B**: Q5MA-DT3072B

STORAGE

Cabinets, hutches and bookcases are available in one-tone finish only.

MATERIALS

- **Thermofused laminate furniture:**
See prices shown in the "All Laminate" column. Surface material must be specified in the code.
- **Furniture with tops in high-pressure laminate, the rest in thermofused laminate:**
See prices shown in the "HPL Surfaces" column. Surface material must be specified in the code.

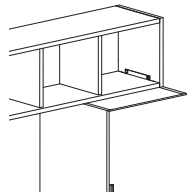
ELECTRIFICATION OF FREESTANDING FURNITURE

Electricom II is fully compatible with Quad collection to enable the electrification of Quad freestanding furniture. Refer to the Electricom II section on page 200.

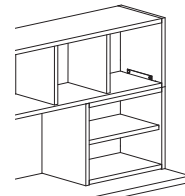
GENERAL SPECIFICATION RULES

- A hutch must be supported at both ends and secured to the slots intended for this purpose.
- Hardware for assembly must be ordered separately.
- It is possible to combine hutch connections, as long as at least one of the following conditions is met:

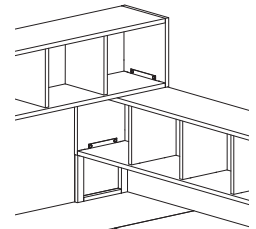
On top of, or side-by-side with, a cabinet



On top of a 24" or larger pigeonhole

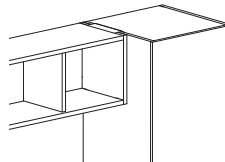


Connection at a 90° angle



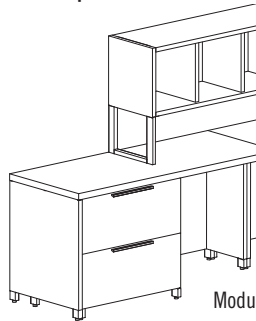
OR

OR

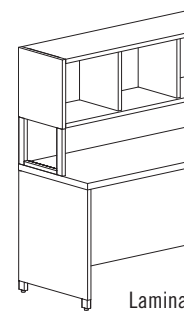


- The other end of the hutch may be connected in any of the ways described in the section on hutch configurations.
- Stacked modules, including connections, must not exceed a total of 81" in height.
- When a hutch support rests on a surface, it is recommended that this surface be supported by a ground fixture. The fixture may be a metal or laminate leg, or a modular pedestal.

Examples:



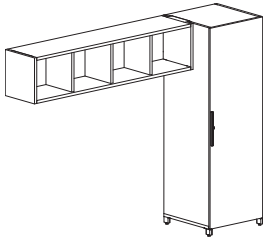
Modular pedestal



Laminate leg

- No connection between a wall-mounted hutch and a freestanding furniture unit is allowed.
- For furniture runs exceeding 32' in length, contact Groupe Lacasse's customer service department.
- All furnishing arrangements must be levelled properly.
- All arrangements must be made using Quad hardware.
- The Quad furnishing system makes possible a wide variety of arrangements and combinations. Should you require assistance or advice, feel free to contact Groupe Lacasse's customer service department.

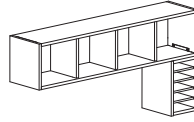
HUTCH CONFIGURATIONS



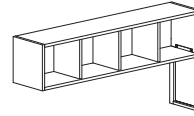
Side-by-side with cabinet



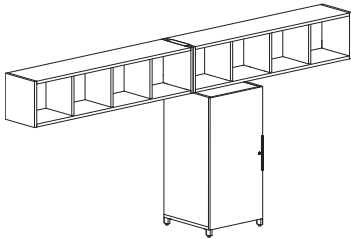
On top of cabinet



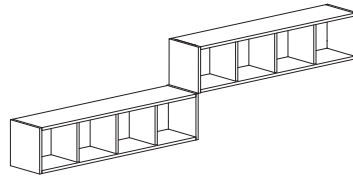
On top of pigeonhole



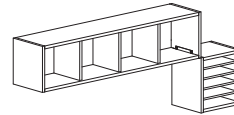
On top of metal support



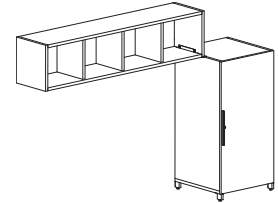
Side-by-side with another hutch



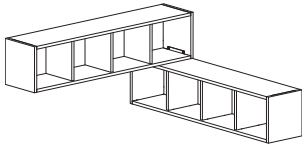
In Z shape over another hutch



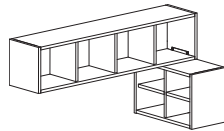
In Z shape over pigeonhole



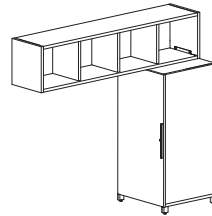
In Z shape over cabinet



At 90° over another hutch

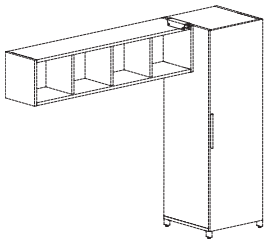


At 90° over pigeonhole

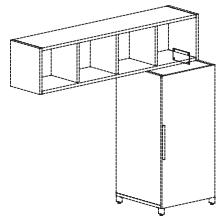


At 90° over cabinet

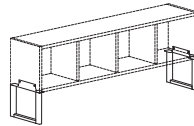
HARDWARE REQUIRED FOR HUTCH CONFIGURATIONS



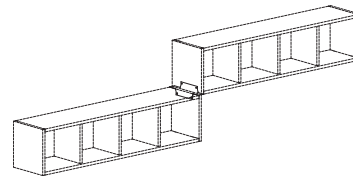
QNN_HBU



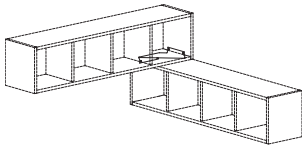
QNN_HBS



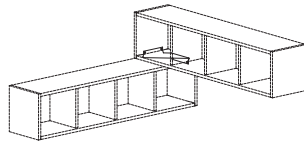
QNN_HSM4
QNN_HSM12
QNN_HSM20



QNN_HBZ



QNN_HB90L



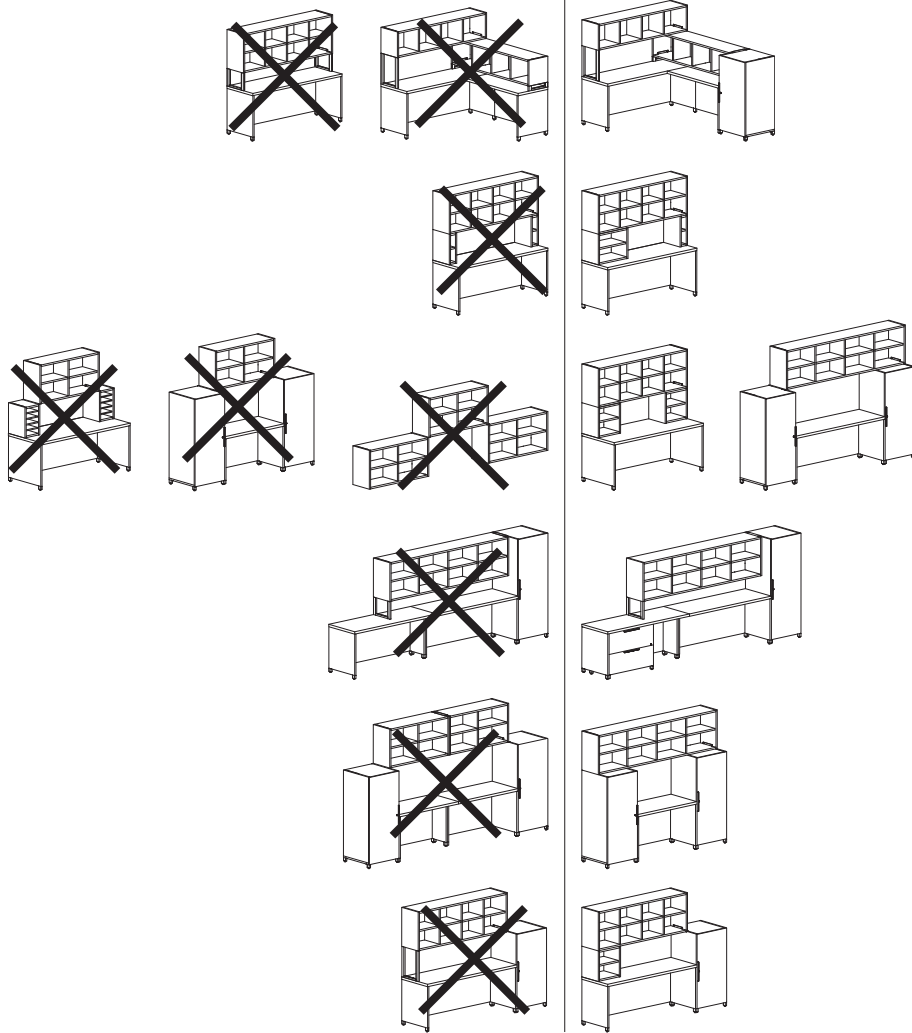
QNN_HB90R



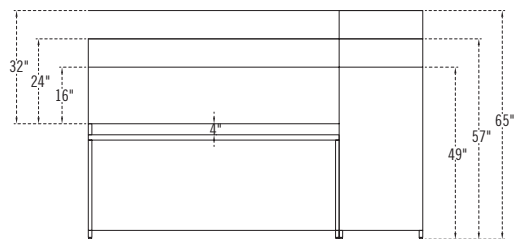
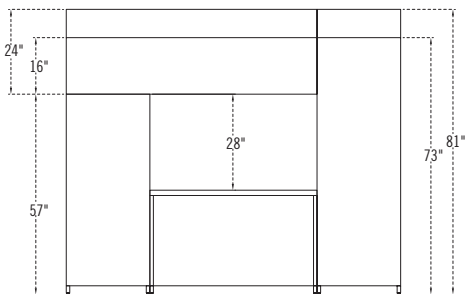
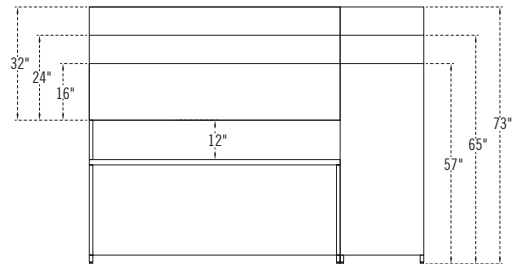
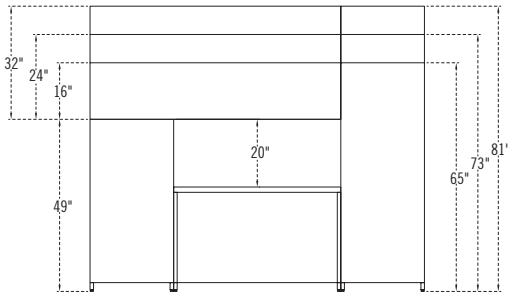
CONFIGURATIONS NOT ALLOWED

NO

YES




HEIGHT DIAGRAMS




EDGEBANDING



Furniture with 1½" (38 mm) thick tops.

N Edge


Smooth, ¼" (3 mm) thick edge. The **N** edge is matched with the finish specified for the surface.

HANDLES

Quad
MODESTY PANELS / DOOR INSERTS

T – Translucent

L – Ridged Lexan

M – Perforated Metal
ACCENT COLORS

S – Silver

A – Anthracite Grey
LEGS

N – Laminate

M – Metal
CODIFICATION

Series	Options			
	Thickness	Doors / Modesty Panels	Legs	Accent color
Q	5 Thermofused laminate 1½"	L Ridged Lexan	N Laminate	A Anthracite Grey
	6 High-pressure laminate 1½"	M Perforated Metal T Translucent N Laminate	M Metal	S Silver N No accent color

	W x D x H (in)	W x D x H (mm)	Code	All Laminate (\$)	HPL Surfaces (\$)
Double pedestal desks 	84 x 36 x 29½	2100 x 900 x 751	Q_N-UF3684FF	2,551	2,900
	72 x 36 x 29½	1800 x 900 x 751	Q_N-UF3672FF	2,421	2,786
	72 x 30 x 29½	1800 x 750 x 751	Q_N-UF3072FF	2,366	2,715
	66 x 30 x 29½	1650 x 750 x 751	Q_N-UF3066FF	2,300	2,639
	60 x 30 x 29½	1500 x 750 x 751	Q_N-UF3060FF	2,245	2,568
Specify the surface type (5, 6). Specify the accent color (A, S).					

	W x D x H (in)	W x D x H (mm)	Code	All Laminate (\$)	HPL Surfaces (\$)
Double pedestal desks 	84 x 36 x 29½	2100 x 900 x 751	Q_N-UFM3684FF	2,606	2,966
	72 x 36 x 29½	1800 x 900 x 751	Q_N-UFM3672FF	2,475	2,851
	72 x 30 x 29½	1800 x 750 x 751	Q_N-UFM3072FF	2,421	2,786
	66 x 30 x 29½	1650 x 750 x 751	Q_N-UFM3066FF	2,360	2,699
	60 x 30 x 29½	1500 x 750 x 751	Q_N-UFM3060FF	2,300	2,628
Specify the surface type (5, 6). Specify the accent color (A, S). Modesty panel option: change N in the code prefix to Lexan (L) / Translucent (T) add \$328, Metal (M) add \$437.					

	W x D x H (in)	W x D x H (mm)	Code	All Laminate (\$)	HPL Surfaces (\$)
Left single pedestal desks 	72 x 36 x 29½	1800 x 900 x 751	Q_N-UF3672S	1,857	2,148
	72 x 30 x 29½	1800 x 750 x 751	Q_N-UF3072S	1,792	2,082
	66 x 30 x 29½	1650 x 750 x 751	Q_N-UF3066S	1,726	1,999
	60 x 30 x 29½	1500 x 750 x 751	Q_N-UF3060S	1,677	1,929
Specify the surface type (5, 6). Specify the accent color (A, S).					

	W x D x H (in)	W x D x H (mm)	Code	All Laminate (\$)	HPL Surfaces (\$)
Right single pedestal desks 	72 x 36 x 29½	1800 x 900 x 751	Q_N-S3672UF	1,857	2,148
	72 x 30 x 29½	1800 x 750 x 751	Q_N-S3072UF	1,792	2,082
	66 x 30 x 29½	1650 x 750 x 751	Q_N-S3066UF	1,726	1,999
	60 x 30 x 29½	1500 x 750 x 751	Q_N-S3060UF	1,677	1,929
Specify the surface type (5, 6). Specify the accent color (A, S).					

	W x D x H (in)	W x D x H (mm)	Code	All Laminate (\$)	HPL Surfaces (\$)
Left single pedestal desks 	72 x 36 x 29½	1800 x 900 x 751	Q_N-UFM3672S	1,912	2,218
	72 x 30 x 29½	1800 x 750 x 751	Q_N-UFM3072S	1,847	2,148
	66 x 30 x 29½	1650 x 750 x 751	Q_N-UFM3066S	1,786	2,065
	60 x 30 x 29½	1500 x 750 x 751	Q_N-UFM3060S	1,731	1,999
	Specify the surface type (5, 6). Specify the accent color (A, S). Modesty panel option: change N in the code prefix to Lexan (L) / Translucent (T) add \$328, Metal (M) add \$437. Packaged in 2 boxes.				

	W x D x H (in)	W x D x H (mm)	Code	All Laminate (\$)	HPL Surfaces (\$)
Right single pedestal desks 	72 x 36 x 29½	1800 x 900 x 751	Q_N-S3672UFM	1,912	2,218
	72 x 30 x 29½	1800 x 750 x 751	Q_N-S3072UFM	1,847	2,148
	66 x 30 x 29½	1650 x 750 x 751	Q_N-S3066UFM	1,786	2,065
	60 x 30 x 29½	1500 x 750 x 751	Q_N-S3060UFM	1,731	1,999
	Specify the surface type (5, 6). Specify the accent color (A, S). Modesty panel option: change N in the code prefix to Lexan (L) / Translucent (T) add \$328, Metal (M) add \$437. Packaged in 2 boxes.				

	W x D x H (in)	W x D x H (mm)	Code	All Laminate (\$)	HPL Surfaces (\$)
Rectangular tables with modesty panel and pedestal on right 	72 x 36 x 29½	1800 x 900 x 751	Q_N-BT3672UFM	2,027	2,327
	72 x 30 x 29½	1800 x 750 x 751	Q_N-BT3072UFM	1,956	2,251
	66 x 30 x 29½	1650 x 750 x 751	Q_N-BT3066UFM	1,890	2,174
	60 x 30 x 29½	1500 x 750 x 751	Q_N-BT3060UFM	1,711	1,972
Specify the surface type (5, 6). Specify the accent color (A, S). Modesty panel option: change N in the code prefix to Lexan (L) / Translucent (T) add \$328, Metal (M) add \$437. Packaged in 3 boxes.					



Rectangular tables with modesty panel and pedestal on left



Modesty panel option: change N in the code prefix to Lexan (L) / Translucent (T) add \$328, Metal (M) add \$437. Packaged in 3 boxes.

W x D x H (in)	W x D x H (mm)	Code	All Laminate (\$)	HPL Surfaces (\$)
<i>1 pedestal on left with lock. 2 box drawers and 1 file drawer with suspension bar. Pencil tray. 3" square steel legs. Half-height modesty panel.</i>				
72 x 36 x 29½	1800 x 900 x 751	Q_N_-UFM3672BT	2,027	2,327
72 x 30 x 29½	1800 x 750 x 751	Q_N_-UFM3072BT	1,956	2,251
66 x 30 x 29½	1650 x 750 x 751	Q_N_-UFM3066BT	1,890	2,174
60 x 30 x 29½	1500 x 750 x 751	Q_N_-UFM3060BT	1,711	1,972

Specify the surface type (5, 6). Specify the accent color (A, S).

Left pedestal desk-returns

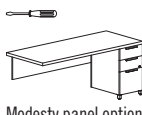


Modesty panel option: change N in the code prefix to Lexan (L) / Translucent (T) add \$328, Metal (M) add \$437. Packaged in 2 boxes.

W x D x H (in)	W x D x H (mm)	Code	All Laminate (\$)	HPL Surfaces (\$)
<i>1 pedestal on left with lock. 2 box drawers and 1 file drawer with suspension bar. Pencil tray. Half-height modesty panel.</i>				
72 x 36 x 29½	1800 x 900 x 751	Q_N_-UFM3672R	1,743	2,011
72 x 30 x 29½	1800 x 750 x 751	Q_N_-UFM3072R	1,677	1,929
66 x 30 x 29½	1650 x 750 x 751	Q_N_-UFM3066R	1,612	1,852
60 x 30 x 29½	1500 x 750 x 751	Q_N_-UFM3060R	1,540	1,771

Specify the surface type (5, 6). Specify the accent color (A, S).

Right pedestal desk-returns



Modesty panel option: change N in the code prefix to Lexan (L) / Translucent (T) add \$328, Metal (M) add \$437. Packaged in 2 boxes.

W x D x H (in)	W x D x H (mm)	Code	All Laminate (\$)	HPL Surfaces (\$)
<i>1 pedestal on right with lock. 2 box drawers and 1 file drawer with suspension bar. Pencil tray. Half-height modesty panel.</i>				
72 x 36 x 29½	1800 x 900 x 751	Q_N_-R3672UFM	1,743	2,011
72 x 30 x 29½	1800 x 750 x 751	Q_N_-R3072UFM	1,677	1,929
66 x 30 x 29½	1650 x 750 x 751	Q_N_-R3066UFM	1,612	1,852
60 x 30 x 29½	1500 x 750 x 751	Q_N_-R3060UFM	1,540	1,771

Specify the surface type (5, 6). Specify the accent color (A, S).

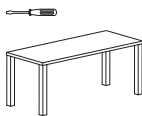
Desk shells



W x D x H (in)	W x D x H (mm)	Code	All Laminate (\$)	HPL Surfaces (\$)
<i>Recessed, full-height modesty panel. Can accommodate 1 or 2 pedestals. Full-width wiring access.</i>				
72 x 36 x 29½	1800 x 900 x 751	Q_N_-TDM3672	1,060	1,273
72 x 30 x 29½	1800 x 750 x 751	Q_N_-TDM3072	1,010	1,212
66 x 30 x 29½	1650 x 750 x 751	Q_N_-TDM3066	984	1,179
60 x 30 x 29½	1500 x 750 x 751	Q_N_-TDM3060	946	1,137

Specify the surface type (5, 6). Specify the accent color (A, S).

Rectangular tables



Packaged in 2 boxes.

W x D x H (in)	W x D x H (mm)	Code	All Laminate (\$)	HPL Surfaces (\$)
<i>3" square steel legs (carton of 4). Half-height modesty panel.</i>				
72 x 36 x 29½	1800 x 900 x 751	Q_N_-RTM3672	1,546	2,054
72 x 30 x 29½	1800 x 750 x 751	Q_N_-RTM3072	1,480	1,961
66 x 30 x 29½	1650 x 750 x 751	Q_N_-RTM3066	1,415	1,880
60 x 30 x 29½	1500 x 750 x 751	Q_N_-RTM3060	1,344	1,792

Specify the surface type (5, 6). Specify the accent color (A, S).

Rectangular tables with modesty panel



Modesty panel option: change N in the code prefix to Lexan (L) / Translucent (T) add \$328, Metal (M) add \$437. Packaged in 2 boxes.

W x D x H (in)	W x D x H (mm)	Code	All Laminate (\$)	HPL Surfaces (\$)
<i>3" square steel legs (carton of 4). Half-height modesty panel.</i>				
72 x 36 x 29½	1800 x 900 x 751	Q_N_-RTM3672	1,688	2,196
72 x 30 x 29½	1800 x 750 x 751	Q_N_-RTM3072	1,622	2,103
66 x 30 x 29½	1650 x 750 x 751	Q_N_-RTM3066	1,552	2,021
60 x 30 x 29½	1500 x 750 x 751	Q_N_-RTM3060	1,485	1,929

Specify the surface type (5, 6). Specify the accent color (A, S).

Corner modules



Mechanism packaged separately.

W x D x H (in)	W x D x H (mm)	Code	All Laminate (\$)	HPL Surfaces (\$)
<i>To attach to a work surface. Keyboard surface adjusts from 6½" below surface to 7" above surface with a tilt angle of +/- 15 degrees. Adjustable keyboard surface is 1" thick. Grommet. Full-width wiring access on both back panels.</i>				
48 x 48 x 29½	1200 x 1200 x 751	Q_N_-CMS4830SC	2,223	2,355
42 x 42 x 29½	1050 x 1050 x 751	Q_N_-CMS4224SC	2,148	2,284

Specify the surface type (5, 6). Specify the accent color (A, S). Diagonal wood grain: change last S to D, add 10% to the price.



Laminate leg panels Q_N_: Option B, C or F.

W x D x H (in)	W x D x H (mm)	Code	All Laminate (\$)	HPL Surfaces (\$)
<i>To attach to a work surface. Grommet. Full-width wiring access on each side.</i>				
48 x 48 x 29½	1200 x 1200 x 751	Q_N_-CM4830S	1,125	1,524
42 x 42 x 29½	1050 x 1050 x 751	Q_N_-CM4224S	1,016	1,382
36 x 36 x 29½	900 x 900 x 751	Q_N_-CM3618S	966	1,295

Specify the surface type (5, 6). Specify the accent color (A, S). Specify panel legs (A, B, C, D, E, F). Diagonal wood grain: change S to D, add 10% to the price.

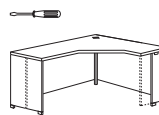


Mixed leg panels Q_M_: Option B: add \$82.

W x D x H (in)	W x D x H (mm)	Code	All Laminate (\$)	HPL Surfaces (\$)
48 x 48 x 29½	1200 x 1200 x 751	Q_N_-CM4830S	1,125	1,524
42 x 42 x 29½	1050 x 1050 x 751	Q_N_-CM4224S	1,016	1,382
36 x 36 x 29½	900 x 900 x 751	Q_N_-CM3618S	966	1,295

Specify the surface type (5, 6). Specify the accent color (A, S). Specify panel legs (A, B, C, D, E, F). Diagonal wood grain: change S to D, add 10% to the price.

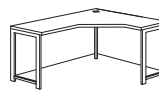
Left extended corner modules



Laminate leg panels Q_N_: Option A, B, C, D, E or F.

W x D x H (in)	W x D x H (mm)	Code	All Laminate (\$)	HPL Surfaces (\$)
<i>Full-width wiring access on each side. Grommet.</i>				
72" x 48"	1800 x 1200	Q_N_-CM724824	1,498	2,044
66" x 48"	1650 x 1200	Q_N_-CM664824	1,437	1,956
60" x 48"	1500 x 1200	Q_N_-CM604824	1,376	1,875
72" x 42"	1800 x 1050	Q_N_-CM724224	1,437	1,956
66" x 42"	1650 x 1050	Q_N_-CM664224	1,376	1,875
60" x 42"	1500 x 1050	Q_N_-CM604224	1,316	1,786
72" x 36"	1800 x 900	Q_N_-CM723624	1,283	1,731
66" x 36"	1650 x 900	Q_N_-CM663624	1,212	1,656

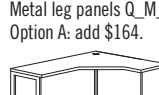
Specify the surface type (5, 6). Specify the accent color (A, S). Specify panel legs (A, B, C, D, E, F).



Metal leg panels Q_M_: Option A: add \$164.

W x D x H (in)	W x D x H (mm)	Code	All Laminate (\$)	HPL Surfaces (\$)
72" x 48"	1800 x 1200	Q_N_-CM724824	1,498	2,044
66" x 48"	1650 x 1200	Q_N_-CM664824	1,437	1,956
60" x 48"	1500 x 1200	Q_N_-CM604824	1,376	1,875

Specify the surface type (5, 6). Specify the accent color (A, S). Specify panel legs (A, B, C, D, E, F).



Mixed leg panels Q_M_: Option B or M: add \$82.

W x D x H (in)	W x D x H (mm)	Code	All Laminate (\$)	HPL Surfaces (\$)
72" x 42"	1800 x 1050	Q_N_-CM724224	1,437	1,956
66" x 42"	1650 x 1050	Q_N_-CM664224	1,376	1,875
60" x 42"	1500 x 1050	Q_N_-CM604224	1,316	1,786

Specify the surface type (5, 6). Specify the accent color (A, S). Specify panel legs (A, B, C, D, E, F).

	W x D x H (in)	W x D x H (mm)	Code	All Laminate (\$)	HPL Surfaces (\$)
Right extended corner modules					
<i>Full-width wiring access on each side. Grommet.</i>					
			Surface	R1	R2
			72"/48"	28 1/2"	4 7/8"
			66"/48"	22 1/2"	4 7/8"
			60"/48"	16 3/8"	4 7/8"
			72"/42"	28 1/2"	
			66"/42"	22 1/2"	
			60"/42"	16 3/8"	
			72"/36"	16 3/8"	
			66"/36"	16 3/8"	

Laminate leg panels Q_N_: Option A, B, C, D, E or F.	72 x 48 x 29 1/2	1800 x 1200 x 751	Q___-CM487224	1,498	2,044
	66 x 48 x 29 1/2	1650 x 1200 x 751	Q___-CM486624	1,437	1,956
	60 x 48 x 29 1/2	1500 x 1200 x 751	Q___-CM486024	1,376	1,875
Metal leg panels Q_M_: Option A: add \$164.	72 x 42 x 29 1/2	1800 x 1050 x 751	Q___-CM427224	1,437	1,956
	66 x 42 x 29 1/2	1650 x 1050 x 751	Q___-CM426624	1,376	1,875
	60 x 42 x 29 1/2	1500 x 1050 x 751	Q___-CM426024	1,316	1,786
	72 x 36 x 29 1/2	1800 x 900 x 751	Q___-CM367224	1,283	1,731
	66 x 36 x 29 1/2	1650 x 900 x 751	Q___-CM366624	1,212	1,656

Specify the surface type (5, 6). Specify the accent color (A, S). Specify panel legs (A, B, C, D, E, F).

	W x D x H (in)	W x D x H (mm)	Code	All Laminate (\$)	HPL Surfaces (\$)
Rectangular tables 30"					
<i>Full-width wiring access.</i>					
			Surface	R1	R2
			72"/30"	28 1/2"	4 7/8"
			66"/30"	22 1/2"	4 7/8"
			60"/30"	16 3/8"	4 7/8"
			54"/30"	28 1/2"	
			48"/30"	22 1/2"	
			42"/30"	16 3/8"	
			36"/30"	16 3/8"	
			30"/30"	16 3/8"	

Specify the surface type (5, 6). Specify the accent color (A, S). Specify panel legs (A, B, C, D, E, F).

Laminate leg panels Q_N_: Option A, B, C, D, E or F.	72 x 30 x 29 1/2	1800 x 750 x 751	Q___-DT3072	1,010	1,212
	66 x 30 x 29 1/2	1650 x 750 x 751	Q___-DT3066	984	1,179
	60 x 30 x 29 1/2	1500 x 750 x 751	Q___-DT3060	946	1,137
	54 x 30 x 29 1/2	1350 x 750 x 751	Q___-DT3054	918	1,103
	48 x 30 x 29 1/2	1200 x 750 x 751	Q___-DT3048	863	1,038
	42 x 30 x 29 1/2	1050 x 750 x 751	Q___-DT3042	820	984
	36 x 30 x 29 1/2	900 x 750 x 751	Q___-DT3036	792	951
	30 x 30 x 29 1/2	750 x 750 x 751	Q___-DT3030	754	906
	24 x 30 x 29 1/2	600 x 750 x 751	Q___-DT3024	727	874

Specify the surface type (5, 6). Specify the accent color (A, S). Specify panel legs (A, B, C, D, E, F).

	W x D x H (in)	W x D x H (mm)	Code	All Laminate (\$)	HPL Surfaces (\$)
Rectangular tables 24"					
<i>Full-width wiring access.</i>					
			Surface	R1	R2
			72"/24"	28 1/2"	4 7/8"
			66"/24"	22 1/2"	4 7/8"
			60"/24"	16 3/8"	4 7/8"
			54"/24"	28 1/2"	
			48"/24"	22 1/2"	
			42"/24"	16 3/8"	
			36"/24"	16 3/8"	
			30"/24"	16 3/8"	
			24"/24"	16 3/8"	

Specify the surface type (5, 6). Specify the accent color (A, S). Specify panel legs (A, B, C, D, E, F).

Laminate leg panels Q_N_: Option A, B, C, D, E or F.	72 x 24 x 29 1/2	1800 x 600 x 751	Q___-DT2472	946	1,137
	66 x 24 x 29 1/2	1650 x 600 x 751	Q___-DT2466	918	1,103
	60 x 24 x 29 1/2	1500 x 600 x 751	Q___-DT2460	885	1,060
	54 x 24 x 29 1/2	1350 x 600 x 751	Q___-DT2454	863	1,038
	48 x 24 x 29 1/2	1200 x 600 x 751	Q___-DT2448	792	951
	42 x 24 x 29 1/2	1050 x 600 x 751	Q___-DT2442	754	906
	36 x 24 x 29 1/2	900 x 600 x 751	Q___-DT2436	727	874
	30 x 24 x 29 1/2	750 x 600 x 751	Q___-DT2430	693	830
	24 x 24 x 29 1/2	600 x 600 x 751	Q___-DT2424	666	797

Specify the surface type (5, 6). Specify the accent color (A, S). Specify panel legs (A, B, C, D, E, F).

	W x D x H (in)	W x D x H (mm)	Code	All Laminate (\$)	HPL Surfaces (\$)
Left asymmetrical tables, 30"					
<i>Full-width wiring access. To attach to a work surface.</i>					
			Surface	R1	R2
			54"	28 1/2"	4 7/8"
			48"	22 1/2"	4 7/8"
			42"	16 3/8"	4 7/8"
			36"	16 3/8"	
			30"	16 3/8"	

Specify the surface type (5, 6). Specify the accent color (A, S). Specify panel legs (A, B, C, D, E, F).

Laminate leg panels Q_N_: Option B, C or F.	54 x 30 x 29 1/2	1350 x 750 x 751	Q___-AT245430	896	1,075
	48 x 30 x 29 1/2	1200 x 750 x 751	Q___-AT244830	825	989
	42 x 30 x 29 1/2	1050 x 750 x 751	Q___-AT244230	802	966
	36 x 30 x 29 1/2	900 x 750 x 751	Q___-AT243630	776	934
	30 x 30 x 29 1/2	750 x 750 x 751	Q___-AT243030	743	891

Specify the surface type (5, 6). Specify the accent color (A, S). Specify panel legs (A, B, C, D, E, F).

	W x D x H (in)	W x D x H (mm)	Code	All Laminate (\$)	HPL Surfaces (\$)
Right asymmetrical tables, 30"					
<i>Full-width wiring access. To attach to a work surface.</i>					
			Surface	R1	R2
			54"	28 1/2"	4 7/8"
			48"	22 1/2"	4 7/8"
			42"	16 3/8"	4 7/8"
			36"	16 3/8"	
			30"	16 3/8"	

Specify the surface type (5, 6). Specify the accent color (A, S). Specify panel legs (A, B, C, D, E, F).

Laminate leg panels Q_N_: Option B, C or F.	54 x 30 x 29 1/2	1350 x 750 x 751	Q___-AT305424	896	1,075
	48 x 30 x 29 1/2	1200 x 750 x 751	Q___-AT304824	825	989
	42 x 30 x 29 1/2	1050 x 750 x 751	Q___-AT304224	802	966
	36 x 30 x 29 1/2	900 x 750 x 751	Q___-AT303624	776	934
	30 x 30 x 29 1/2	750 x 750 x 751	Q___-AT303024	743	891

Specify the surface type (5, 6). Specify the accent color (A, S). Specify panel legs (A, B, C, D, E, F).

	W x D x H (in)	W x D x H (mm)	Code	All Laminate (\$)	HPL Surfaces (\$)
Left Peninsula corner modules					
<i>To attach to a work surface. 2 recessed reversible leg panels, 1 with wiring access. Grommet. 3" square steel legs.</i>					
			Surface	R1	R2
			84"	28 1/2"	4 7/8"
			78"	22 1/2"	4 7/8"
			72"	16 3/8"	4 7/8"

Specify the surface type (5, 6). Specify the accent color (A, S). Specify panel legs (A, B, C, D, E, F).



	W x D x H (in)	W x D x H (mm)	Code	All Laminate (\$)	HPL Surfaces (\$)
Left Peninsula corner modules (cont'd)	84 x 42 x 29½	2100 x 1050 x 751	Q_N_-CB844224	1,644	2,202
	78 x 42 x 29½	1950 x 1050 x 751	Q_N_-CB784224	1,579	2,108
	72 x 42 x 29½	1800 x 1050 x 751	Q_N_-CB724224	1,513	2,027

Specify the surface type (5, 6). Specify the accent color (A, S).

	W x D x H (in)	W x D x H (mm)	Code	All Laminate (\$)	HPL Surfaces (\$)
Right Peninsula corner modules	<i>To attach to a work surface. 2 recessed reversible leg panels, 1 with wiring access. Grommet. 3" square steel legs.</i>				
	84 x 48 x 29½	2100 x 1200 x 751	Q_N_-C4884B24	1,698	2,284
	78 x 48 x 29½	1950 x 1200 x 751	Q_N_-C4878B24	1,644	2,202
	72 x 48 x 29½	1800 x 1200 x 751	Q_N_-C4872B24	1,579	2,108
	84 x 42 x 29½	2100 x 1050 x 751	Q_N_-C4284B24	1,644	2,202
	78 x 42 x 29½	1950 x 1050 x 751	Q_N_-C4278B24	1,579	2,108
	72 x 42 x 29½	1800 x 1050 x 751	Q_N_-C4272B24	1,513	2,027

Specify the surface type (5, 6). Specify the accent color (A, S).

	W x D x H (in)	W x D x H (mm)	Code	All Laminate (\$)	HPL Surfaces (\$)
Left Peninsula extended corner modules with modesty panel	<i>To attach to a work surface. 2 recessed reversible leg panels, 1 with wiring access. Grommet. 3" square steel legs. Half-height modesty panel.</i>				
	84 x 48 x 29½	2100 x 1200 x 751	Q_N_-CBM844824	1,841	2,426
	78 x 48 x 29½	1950 x 1200 x 751	Q_N_-CBM784824	1,786	2,339
	72 x 48 x 29½	1800 x 1200 x 751	Q_N_-CBM724824	1,721	2,251
	84 x 42 x 29½	2100 x 1050 x 751	Q_N_-CBM844224	1,786	2,339
	78 x 42 x 29½	1950 x 1050 x 751	Q_N_-CBM784224	1,721	2,251
	72 x 42 x 29½	1800 x 1050 x 751	Q_N_-CBM724224	1,656	2,168

Specify the surface type (5, 6). Specify the accent color (A, S).

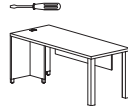
	W x D x H (in)	W x D x H (mm)	Code	All Laminate (\$)	HPL Surfaces (\$)
Right Peninsula extended corner modules with modesty panel	<i>To attach to a work surface. 2 recessed leg panels, 1 with wiring access. Grommet. 3" square steel legs. Half-height modesty panel.</i>				
	84 x 48 x 29½	2100 x 1200 x 751	Q_N_-C4884BM24	1,841	2,426
	78 x 48 x 29½	1950 x 1200 x 751	Q_N_-C4878BM24	1,786	2,339
	72 x 48 x 29½	1800 x 1200 x 751	Q_N_-C4872BM24	1,721	2,251
	84 x 42 x 29½	2100 x 1050 x 751	Q_N_-C4284BM24	1,786	2,339
	78 x 42 x 29½	1950 x 1050 x 751	Q_N_-C4278BM24	1,721	2,251
	72 x 42 x 29½	1800 x 1050 x 751	Q_N_-C4272BM24	1,656	2,168

Specify the surface type (5, 6). Specify the accent color (A, S).

	W x D x H (in)	W x D x H (mm)	Code	All Laminate (\$)	HPL Surfaces (\$)
Rectangular tables	<i>To attach to a work surface. Grommet. 3" square steel legs.</i>				
	72 x 36 x 29½	1800 x 900 x 751	Q_N_-BT3672	1,278	1,704
	66 x 36 x 29½	1650 x 900 x 751	Q_N_-BT3666	1,257	1,672
	60 x 36 x 29½	1500 x 900 x 751	Q_N_-BT3660	1,212	1,628
	72 x 30 x 29½	1800 x 750 x 751	Q_N_-BT3072	1,212	1,628
	66 x 30 x 29½	1650 x 750 x 751	Q_N_-BT3066	1,174	1,568
	60 x 30 x 29½	1500 x 750 x 751	Q_N_-BT3060	1,147	1,519
	72 x 24 x 29½	1800 x 600 x 751	Q_N_-BT2472	1,147	1,519
	66 x 24 x 29½	1650 x 600 x 751	Q_N_-BT2466	1,114	1,480
	60 x 24 x 29½	1500 x 600 x 751	Q_N_-BT2460	1,083	1,431

Specify the surface type (5, 6). Specify the accent color (A, S).

Rectangular tables with modesty panel

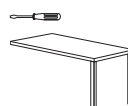


Modesty panel option: change N in the code prefix to Lexan (L) / Translucent (T) add \$328, Metal (M) add \$437. Packaged in 2 boxes.

	W x D x H (in)	W x D x H (mm)	Code	All Laminate (\$)	HPL Surfaces (\$)
<i>To attach to a work surface. Grommet. 3" square steel legs. Half-height modesty panel.</i>					
72 x 36 x 29½	1800 x 900 x 751	Q_N_-BTM3672	1,420	1,698	
72 x 30 x 29½	1800 x 750 x 751	Q_N_-BTM3072	1,349	1,622	
66 x 30 x 29½	1650 x 750 x 751	Q_N_-BTM3066	1,283	1,540	
60 x 30 x 29½	1500 x 750 x 751	Q_N_-BTM3060	1,212	1,458	

Specify the surface type (5, 6). Specify the accent color (A, S).

Rectangular work surfaces



Packaged in 2 boxes.

	W x D x H (in)	W x D x H (mm)	Code	All Laminate (\$)	HPL Surfaces (\$)
<i>To attach to a freestanding work surface. 3" square steel legs.</i>					
72 x 36 x 29½	1800 x 900 x 751	Q_N_-BU3672	979	1,174	
66 x 36 x 29½	1650 x 900 x 751	Q_N_-BU3666	939	1,125	
60 x 36 x 29½	1500 x 900 x 751	Q_N_-BU3660	901	1,083	
72 x 30 x 29½	1800 x 750 x 751	Q_N_-BU3072	901	1,083	
66 x 30 x 29½	1650 x 750 x 751	Q_N_-BU3066	880	1,055	
60 x 30 x 29½	1500 x 750 x 751	Q_N_-BU3060	857	1,021	
48 x 30 x 29½	1200 x 750 x 751	Q_N_-BU3048	825	989	
72 x 24 x 29½	1800 x 600 x 751	Q_N_-BU2472	857	1,021	
66 x 24 x 29½	1650 x 600 x 751	Q_N_-BU2466	825	989	
60 x 24 x 29½	1500 x 600 x 751	Q_N_-BU2460	802	966	
48 x 24 x 29½	1200 x 600 x 751	Q_N_-BU2448	782	939	

Specify the surface type (5, 6). Specify the accent color (A, S).

Rectangular work surfaces with modesty panel



Modesty panel option: change N in the code prefix to Lexan (L) / Translucent (T) add \$328, Metal (M) add \$437. Packaged in 2 boxes.

	W x D x H (in)	W x D x H (mm)	Code	All Laminate (\$)	HPL Surfaces (\$)
<i>To attach to a freestanding work surface. 3" square steel legs. Half-height modesty panel.</i>					
72 x 36 x 29½	1800 x 900 x 751	Q_N_-BUM3672	1,120	1,290	
72 x 30 x 29½	1800 x 750 x 751	Q_N_-BUM3072	1,043	1,197	
66 x 30 x 29½	1650 x 750 x 751	Q_N_-BUM3066	1,016	1,169	
60 x 30 x 29½	1500 x 750 x 751	Q_N_-BUM3060	994	1,147	

Specify the surface type (5, 6). Specify the accent color (A, S).

Return-shells



	W x D x H (in)	W x D x H (mm)	Code	All Laminate (\$)	HPL Surfaces (\$)
<i>Reversible. Grommet. Can accommodate 1 pedestal.</i>					
48 x 24 x 29½	1200 x 600 x 751	Q_N_-R2448S	721	825	
42 x 24 x 29½	1050 x 600 x 751	Q_N_-R2442S	688	787	
36 x 24 x 29½	900 x 600 x 751	Q_N_-R2436S	645	743	

Specify the surface type (5, 6). Specify the accent color (A, S).

Right executive returns – low profile



	W x D x H (in)	W x D x H (mm)	Code	All Laminate (\$)	HPL Surfaces (\$)
<i>1 pedestal on right with lock. 2 box drawers and 1 file drawer with suspension bar. Pencil tray. Grommet.</i>					
48 x 24 x 29½	1200 x 600 x 751	Q_N_-R2448UF	1,394	1,607	
42 x 24 x 29½	1050 x 600 x 751	Q_N_-R2442UF	1,344	1,535	
36 x 24 x 29½	900 x 600 x 751	Q_N_-R2436UF	1,295	1,480	

Specify the surface type (5, 6). Specify the accent color (A, S).

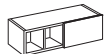
Left executive returns – low profile




	W x D x H (in)	W x D x H (mm)	Code	All Laminate (\$)	HPL Surfaces (\$)
<i>1 pedestal on left with lock. 2 box drawers and 1 file drawer with suspension bar. Pencil tray. Grommet.</i>					
48 x 24 x 29½	1200 x 600 x 751	Q_N_-UF2448R	1,394	1,607	
42 x 24 x 29½	1050 x 600 x 751	Q_N_-UF2442R	1,344	1,535	
36 x 24 x 29½	900 x 600 x 751	Q_N_-UF2436R	1,295	1,480	


Specify the surface type (5, 6). Specify the accent color (A, S).




	W x D x H (in)	W x D x H (mm)	Code	All Laminate (\$)
Hutches with sliding door (cont'd)	<i>16" H.</i>			
	96 x 16 x 16	2400 x 400 x 406,5	QNN_-E961616C	1,278
	90 x 16 x 16	2250 x 400 x 406,5	QNN_-E901616C	1,197
	84 x 16 x 16	2100 x 400 x 406,5	QNN_-E841616C	1,174
Door option: change the second N in the code prefix to:	78 x 16 x 16	1950 x 400 x 406,5	QNN_-E781616C	1,147
	72 x 16 x 16	1800 x 400 x 406,5	QNN_-E721616C	989
Lexan (L) / Translucent (T) add \$437, Metal (M) add \$491.	66 x 16 x 16	1650 x 400 x 406,5	QNN_-E661616C	956
	60 x 16 x 16	1500 x 400 x 406,5	QNN_-E601616C	912
Specify the accent color (A, N, S).				

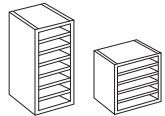
Open hutches *Hutches must be supported by storage units or hutch supports (page 16) using the hutch assembly hardware (page 16). See examples of configuration (page 9). 1 tone only.*

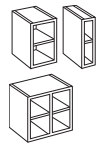
	<i>32" H. Adjustable shelves.</i>			
	96 x 15 x 32	2400 x 381 x 813	QNNN-E963216	1,387
96" to 60": 4 open compartments.	90 x 15 x 32	2250 x 381 x 813	QNNN-E903216	1,344
54" to 36": 2 open compartments.	84 x 15 x 32	2100 x 381 x 813	QNNN-E843216	1,311
	78 x 15 x 32	1950 x 381 x 813	QNNN-E783216	1,273
	72 x 15 x 32	1800 x 381 x 813	QNNN-E723216	1,153
	66 x 15 x 32	1650 x 381 x 813	QNNN-E663216	1,109
	60 x 15 x 32	1500 x 381 x 813	QNNN-E603216	1,070
	54 x 15 x 32	1350 x 381 x 813	QNNN-E543216	874
	48 x 15 x 32	1200 x 381 x 813	QNNN-E483216	825
	42 x 15 x 32	1050 x 381 x 813	QNNN-E423216	776
	36 x 15 x 32	900 x 381 x 813	QNNN-E363216	732

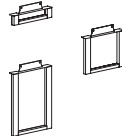
	<i>24" H. Adjustable shelves.</i>			
	96 x 15 x 24	2400 x 381 x 609,5	QNNN-E962416	1,311
96" to 60": 4 open compartments.	90 x 15 x 24	2250 x 381 x 609,5	QNNN-E902416	1,278
54" to 36": 2 open compartments.	84 x 15 x 24	2100 x 381 x 609,5	QNNN-E842416	1,229
	78 x 15 x 24	1950 x 381 x 609,5	QNNN-E782416	1,179
	72 x 15 x 24	1800 x 381 x 609,5	QNNN-E722416	1,075
	66 x 15 x 24	1650 x 381 x 609,5	QNNN-E662416	1,038
	60 x 15 x 24	1500 x 381 x 609,5	QNNN-E602416	989
	54 x 15 x 24	1350 x 381 x 609,5	QNNN-E542416	797
	48 x 15 x 24	1200 x 381 x 609,5	QNNN-E482416	754
	42 x 15 x 24	1050 x 381 x 609,5	QNNN-E422416	716
	36 x 15 x 24	900 x 381 x 609,5	QNNN-E362416	678


	<i>16" H.</i>			
	96 x 15 x 16	2400 x 381 x 406,5	QNNN-E961616	1,049
96" to 78": 6 open compartments.	90 x 15 x 16	2250 x 381 x 406,5	QNNN-E901616	1,005
72" to 60": 4 open compartments.	84 x 15 x 16	2100 x 381 x 406,5	QNNN-E841616	984
54" to 36": 2 open compartments.	78 x 15 x 16	1950 x 381 x 406,5	QNNN-E781616	956
	72 x 15 x 16	1800 x 381 x 406,5	QNNN-E721616	787
	66 x 15 x 16	1650 x 381 x 406,5	QNNN-E661616	759
	60 x 15 x 16	1500 x 381 x 406,5	QNNN-E601616	727
	54 x 15 x 16	1350 x 381 x 406,5	QNNN-E541616	574
	48 x 15 x 16	1200 x 381 x 406,5	QNNN-E481616	552
	42 x 15 x 16	1050 x 381 x 406,5	QNNN-E421616	519
	36 x 15 x 16	900 x 381 x 406,5	QNNN-E361616	496


	W x D x H (in)	W x D x H (mm)	Code	All Laminate (\$)
Hutch supports	<i>See examples of configuration (page 9).</i>			


	<i>Removable shelves. 1 tone only.</i>			
	18 x 15 x 28	450 x 381 x 685	QNNN-SDV1828	650
	18 x 15 x 20	450 x 381 x 482	QNNN-SDV1820	574
	12 x 15 x 28	300 x 381 x 685	QNNN-SDV1228	590
	12 x 15 x 20	300 x 381 x 482	QNNN-SDV1220	524


	<i>Adjustable shelf (shelves). 1 tone only.</i>			
	36 x 15 x 28	900 x 381 x 685	QNNN-SDVB3628	650
	36 x 15 x 20	900 x 381 x 482	QNNN-SDVB3620	618
	30 x 15 x 28	750 x 381 x 685	QNNN-SDVB3028	618
	30 x 15 x 20	750 x 381 x 482	QNNN-SDVB3020	595
	24 x 15 x 28	600 x 381 x 685	QNNN-SDVB2428	524
	24 x 15 x 20	600 x 381 x 482	QNNN-SDVB2420	509
	18 x 15 x 28	450 x 381 x 685	QNNN-SDVB1828	503
	18 x 15 x 20	450 x 381 x 482	QNNN-SDVB1820	481
	12 x 15 x 28	300 x 381 x 685	QNNN-SDVB1228	475
	12 x 15 x 20	300 x 381 x 482	QNNN-SDVB1220	448
	6 x 15 x 28	150 x 381 x 685	QNNN-SDVB0628	437
	6 x 15 x 20	150 x 381 x 482	QNNN-SDVB0620	420


	<i>Steel frame support. Hardware included. Refer to specification guide (page 8) for appropriate use.</i>			
	1 x 15 x 3	25 x 375 x 76	QNN_-HSM4	186
	1 x 15 x 11	25 x 375 x 279	QNN_-HSM12	197
	1 x 15 x 19	25 x 375 x 481	QNN_-HSM20	208
Specify the accent color (A, S).				

	<i>Hardware included.</i>			
	9 x 2 x 2	230 x 52,5 x 51,1	QNN_-HBU	109
Specify the accent color (A, S).				


	<i>Hardware included.</i>			
	9 x 4 x 1/8	230 x 100 x 3	QNN_-HBS	99
Specify the accent color (A, S).				


	<i>Z connection. Hardware included.</i>			
	15 x 2 x 4	375 x 58 x 105	QNN_-HBZ	99
Specify the accent color (A, S).				


	<i>Right 90° connection. Hardware included.</i>			
	11 x 11 x 4	280 x 280 x 105	QNN_-HB90R	99
Specify the accent color (A, S).				


	<i>Left 90° connection. Hardware included.</i>			
	11 x 11 x 4	280 x 280 x 105	QNN_-HB90L	99
Specify the accent color (A, S).				





	W x D x H (in)	W x D x H (mm)	Code	All Laminate (\$)
Open wall-mounted hutches (cont'd)	<i>16" H.</i>			
	96 x 15 x 16	2400 x 381 x 406,5	QNNN-EM961616	1,021
	90 x 15 x 16	2250 x 381 x 406,5	QNNN-EM901616	994
	84 x 15 x 16	2100 x 381 x 406,5	QNNN-EM841616	966
96" to 78":				
6 open compartments.	78 x 15 x 16	1950 x 381 x 406,5	QNNN-EM781616	934
72" to 60":	72 x 15 x 16	1800 x 381 x 406,5	QNNN-EM721616	787
4 open compartments.	66 x 15 x 16	1650 x 381 x 406,5	QNNN-EM661616	759
54" to 36":	60 x 15 x 16	1500 x 381 x 406,5	QNNN-EM601616	716
2 open compartments.	54 x 15 x 16	1350 x 381 x 406,5	QNNN-EM541616	579
	48 x 15 x 16	1200 x 381 x 406,5	QNNN-EM481616	552
	42 x 15 x 16	1050 x 381 x 406,5	QNNN-EM421616	519
	36 x 15 x 16	900 x 381 x 406,5	QNNN-EM361616	496


Modular pedestal	<i>2 box drawers, 1 file drawer with suspension bar. Pencil tray. Lock. Goes under a work surface. 1 tone only.</i>			
	15 x 18 x 28	388 x 448 x 713	QNN_-P1518UFL	891
	Specify the accent color (A, S).			

Modular pedestal	<i>2 file drawers with suspension bars. Lock. Goes under a work surface. 1 tone only.</i>			
	15 x 18 x 28	388 x 448 x 713	QNN_-P1518FFL	836
	Specify the accent color (A, S).			


Modular lateral files	<i>2 file drawers with suspension bars. Lock. Goes under a work surface. 1 tone only.</i>			
	36 x 18 x 28	900 x 448 x 713	QNN_-1836LFL	1,038
	30 x 18 x 28	750 x 448 x 713	QNN_-1830LFL	1,005
	Specify the accent color (A, S).			


Combined modular pedestals	<i>2 box drawers, 2 file drawers with suspension bars. Pencil tray. Lock. Must be installed under a work surface. 1 tone only.</i>			
	36 x 18 x 28	900 x 448 x 713	QNN_-1836COL	1,301
	30 x 18 x 28	750 x 448 x 713	QNN_-1830COL	1,197
	Specify the accent color (A, S).			


Combined modular pedestals	<i>2 box drawers, 2 file drawers with suspension bars. Pencil tray. Lock. Must be installed under a work surface. 1 tone only.</i>			
	36 x 18 x 28	900 x 448 x 713	QNN_-C01836L	1,301
	30 x 18 x 28	750 x 448 x 713	QNN_-C01830L	1,197
	Specify the accent color (A, S).			


Modular bookcase with doors	<i>1 adjustable shelf. Lock. Must be installed under a work surface. 1 tone only.</i>			
	36 x 18 x 28	900 x 448 x 713	QNN_-1836BL	912
	30 x 18 x 28	750 x 448 x 713	QNN_-1830BL	847
	Specify the accent color (A, S).			


Door options: change N in the code prefix to:
Lexan (L) / Translucent (T) add \$491, Metal (M) add \$600.


Mobile pedestals	<i>1 box drawer and 1 file drawer with suspension bar. Pencil tray. Lock. Brakes on front casters. Fits under a work surface. 1 tone only.</i>			
	15 x 18 x 20 ³ / ₄	390 x 450 x 527	QNN_-MP1518F	857
	15 x 23 x 20 ³ / ₄	390 x 575 x 527	QNN_-MP1523F	885
	Specify the accent color (A, S).			

Mobile pedestals	<i>2 box drawers, 1 file drawer with suspension bar. Pencil tray. Lock. Brakes on front casters. Fits under a work surface. 1 tone only.</i>			
	15 x 28 x 27	388 x 700 x 704	QNN_-MP1528UF	956
	15 x 18 x 27	388 x 448 x 704	QNN_-MP1518UF	939
	Specify the accent color (A, S).			


	W x D x H (in)	W x D x H (mm)	Code	All Laminate (\$)	HPL Surfaces (\$)
Lateral file	<i>2 file drawers with suspension bars. Lock. Optional counterweight to meet BIFMA Standards, refer to page 207.</i>				
	36 x 24 x 29 ¹ / ₂	900 x 600 x 751	Q_N_-2436LF	1,328	1,563
	Specify the surface type (5, 6). Specify the accent color (A, S).				

Combined pedestal	<i>2 box drawers, 2 file drawers with suspension bars. Pencil tray. One lock for the two file drawers. Optional counterweight to meet BIFMA Standards, refer to page 207.</i>				
	36 x 24 x 29 ¹ / ₂	900 x 600 x 751	Q_N_-2436CO	1,470	1,862
	Specify the surface type (5, 6). Specify the accent color (A, S).				


Combined pedestal	<i>2 box drawers, 2 file drawers with suspension bars. Pencil tray. One lock for the two file drawers. Optional counterweight to meet BIFMA Standards, refer to page 207.</i>				
	36 x 24 x 29 ¹ / ₂	900 x 600 x 751	Q_N_-C02436	1,470	1,862
	Specify the surface type (5, 6). Specify the accent color (A, S).				

Bookcase with doors	<i>1 adjustable shelf. Lock.</i>				
	36 x 24 x 29 ¹ / ₂	900 x 600 x 751	Q_N_-2436B	1,186	1,394
	Specify the surface type (5,6). Specify the accent color (A, S).				


Door options: change N in the code prefix to:
Lexan (L) / Translucent (T) add \$491, Metal (M) add \$600.

	W x D x H (in)	W x D x H (mm)	Code	All Laminate (\$)
Storage cabinets	<i>Lock. 1 tone only. 81" H: 4 adjustable shelves, 1 fixed. 65"-73" H: 3 adjustable shelves, 1 fixed. 57" H: 3 adjustable shelves. 49" H: 2 adjustable shelves.</i>			
	36 x 24 x 81	900 x 600 x 2046	QNN_-243681B	1,929
	36 x 24 x 73	900 x 600 x 1843	QNN_-243673B	1,808
	36 x 24 x 65	900 x 600 x 1640	QNN_-243665B	1,748
	36 x 24 x 57	900 x 600 x 1437	QNN_-243657B	1,628
	36 x 24 x 49	900 x 600 x 1234	QNN_-243649B	1,503
	Specify the accent color (A, S).			

Door options: change N in the code prefix to:
Lexan (L) / Translucent (T) add \$874, Metal (M) add \$1,093.

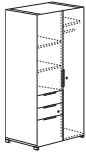
Wardrobe / storage cabinets	<i>Lock. Clothes hanger bar and 1 fixed shelf on wardrobe side 15⁵/₈" W (399 mm). 81" H: 4 adjustable shelves, 1 fixed. 65"-73" H: 3 adjustable shelves, 1 fixed. 57" H: 3 adjustable shelves. 49" H: 2 adjustable shelves. 1 tone only.</i>				
	36 x 24 x 81	900 x 600 x 2046	QNN_-243681BC	1,808	
	36 x 24 x 73	900 x 600 x 1843	QNN_-243673BC	1,748	
	36 x 24 x 65	900 x 600 x 1640	QNN_-243665BC	1,688	
	36 x 24 x 57	900 x 600 x 1437	QNN_-243657BC	1,568	
	36 x 24 x 49	900 x 600 x 1234	QNN_-243649BC	1,448	
	Specify the accent color (A, S).				

Door options: change N in the code prefix to:
Lexan (L) / Translucent (T) add \$874, Metal (M) add \$1,093.

Storage cabinets with lateral file	<i>Lock on file drawers only. Suspension bars. 81" H: 3 adjustable shelves. 65"-73" H: 2 adjustable shelves. 57"-49" H: 1 adjustable shelf. 1 tone only.</i>				
	36 x 24 x 81	900 x 600 x 2046	QNN_-243681LFB	2,267	
	36 x 24 x 73	900 x 600 x 1843	QNN_-243673LFB	2,108	
	36 x 24 x 65	900 x 600 x 1640	QNN_-243665LFB	1,972	
	36 x 24 x 57	900 x 600 x 1437	QNN_-243657LFB	1,814	
	36 x 24 x 49	900 x 600 x 1234	QNN_-243649LFB	1,667	
	Specify the accent color (A, S).				

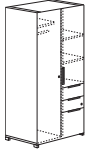
Door options: change N in the code prefix to:
Lexan (L) / Translucent (T) add \$600, Metal (M) add \$765.

W x D x H (in)	W x D x H (mm)	Code	All Laminate (\$)
Wardrobe / storage cabinets			
<i>2 box drawers, 1 file drawer with suspension bar. Clothes hanger bar and 1 fixed shelf on wardrobe side 18 3/8" W (468 mm). One lock for drawers and one lock on full-height door. 81" H: 3 adjustable shelves. 65"-73" H: 2 adjustable shelves. 1 tone only.</i>			
36 x 24 x 81	900 x 600 x 2046	QNN_-243681UFB	2,399
36 x 24 x 73	900 x 600 x 1843	QNN_-243673UFB	2,251
36 x 24 x 65	900 x 600 x 1640	QNN_-243665UFB	2,098



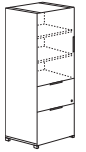
Door options: change N in the code prefix to:
Lexan (L) / Translucent (T)
add \$737, Metal (M)
add \$929.

W x D x H (in)	W x D x H (mm)	Code	All Laminate (\$)
Wardrobe / storage cabinets			
<i>2 box drawers, 1 file drawer with suspension bar. Clothes hanger bar and 1 fixed shelf on wardrobe side 18 3/8" W (468 mm). One lock for drawers and one lock on full-height door. 81" H: 3 adjustable shelves. 65"-73" H: 2 adjustable shelves. 1 tone only.</i>			
36 x 24 x 81	900 x 600 x 2046	QNN_-243681BUF	2,399
36 x 24 x 73	900 x 600 x 1843	QNN_-243673BUF	2,251
36 x 24 x 65	900 x 600 x 1640	QNN_-243665BUF	2,098



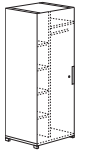
Door options: change N in the code prefix to:
Lexan (L) / Translucent (T)
add \$737, Metal (M)
add \$929.

W x D x H (in)	W x D x H (mm)	Code	All Laminate (\$)
Storage cabinets with lateral file			
<i>One lock for file drawers. Suspension bars. Reversible door. 81" H: 3 adjustable shelves. 65"-73" H: 2 adjustable shelves. 1 tone only.</i>			
24 x 24 x 81	600 x 600 x 2046	QNN_-242481FB	1,803
24 x 24 x 73	600 x 600 x 1843	QNN_-242473FB	1,726
24 x 24 x 65	600 x 600 x 1640	QNN_-242465FB	1,661



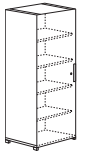
Door options: change N in the code prefix to:
Lexan (L) / Translucent (T) add \$301, Metal (M) add \$382.

W x D x H (in)	W x D x H (mm)	Code	All Laminate (\$)
Wardrobe / storage cabinets			
<i>Clothes hanger bar and 1 fixed shelf on wardrobe side 9 3/4" W (249 mm). Lock. Reversible door. 81" H: 5 adjustable shelves. 65"-73" H: 4 adjustable shelves. 57" H: 3 adjustable shelves. 49" H: 2 adjustable shelves. 1 tone only.</i>			
24 x 24 x 81	600 x 600 x 2046	QNN_-242481BC	1,355
24 x 24 x 73	600 x 600 x 1843	QNN_-242473BC	1,295
24 x 24 x 65	600 x 600 x 1640	QNN_-242465BC	1,235
24 x 24 x 57	600 x 600 x 1437	QNN_-242457BC	1,169
24 x 24 x 49	600 x 600 x 1234	QNN_-242449BC	1,109



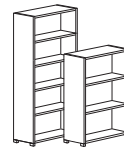
Door options: change N in the code prefix to:
Lexan (L) / Translucent (T)
add \$437, Metal (M)
add \$546.

W x D x H (in)	W x D x H (mm)	Code	All Laminate (\$)
Storage cabinets			
<i>Lock. Reversible door. 81" H: 5 adjustable shelves. 65"-73" H: 4 adjustable shelves. 57" H: 3 adjustable shelves. 49" H: 2 adjustable shelves. 1 tone only.</i>			
24 x 24 x 81	600 x 600 x 2046	QNN_-242481B	1,355
24 x 24 x 73	600 x 600 x 1843	QNN_-242473B	1,295
24 x 24 x 65	600 x 600 x 1640	QNN_-242465B	1,235
24 x 24 x 57	600 x 600 x 1437	QNN_-242457B	1,169
24 x 24 x 49	600 x 600 x 1234	QNN_-242449B	1,109



Door options: change N in the code prefix to:
Lexan (L) / Translucent (T)
add \$437, Metal (M)
add \$546.

W x D x H (in)	W x D x H (mm)	Code	All Laminate (\$)
Open bookcases			
<i>81" H: 4 adjustable shelves, 1 fixed at 29" H. 73" H: 3 adjustable shelves, 1 fixed at 29" H. 65" H: 4 adjustable shelves. 57" H: 3 adjustable shelves. 49" H: 2 adjustable shelves. 1 tone only.</i>			
36 x 15 x 81	900 x 381 x 2046	QNN_-B368116	1,065
36 x 15 x 73	900 x 381 x 1834	QNN_-B367316	1,000
36 x 15 x 65	900 x 381 x 1640	QNN_-B366516	924
36 x 15 x 57	900 x 381 x 1437	QNN_-B365716	863
36 x 15 x 49	900 x 381 x 1234	QNN_-B364916	797



Specify the accent color (A, S).

W x D x H (in)	W x D x H (mm)	Code	All Laminate (\$)
Left personal bookcases			
<i>1 box drawer, 2 file drawers with suspension bars. Adjustable shelf 57" H only. Wardrobe with clothes hanger bar 7 1/4" W (187 mm). Lock for the two file drawers. Lock on door. 1 tone only.</i>			
24 x 24 x 57	600 x 600 x 1437	QNN_-PB242457	2,141
24 x 24 x 49	600 x 600 x 1234	QNN_-PB242449	2,049



Door options: change N in the code prefix to:
Lexan (L) / Translucent (T) add \$210, Metal (M) add \$328.

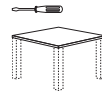
W x D x H (in)	W x D x H (mm)	Code	All Laminate (\$)
Right personal bookcases			
<i>1 box drawer, 2 file drawers with suspension bars. Adjustable shelf 57" H only. Wardrobe with clothes hanger bar 7 1/4" W (187 mm). Lock for the two file drawers. Lock on door. 1 tone only.</i>			
24 x 24 x 57	600 x 600 x 1437	QNN_-P242457B	2,141
24 x 24 x 49	600 x 600 x 1234	QNN_-P242449B	2,049



Specify the accent color (A, S).

Door options: change N in the code prefix to:
Lexan (L) / Translucent (T) add \$218, Metal (M) add \$328.

W x D x H (in)	W x D x H (mm)	Code	All Laminate (\$)	HPL Surfaces (\$)
Tables				
<i>3" square steel legs (carton of 4).</i>				
48 x 48 x 1 1/2	1200 x 1200 x 38	Q_M_-SQ48	1,503	1,721
42 x 42 x 1 1/2	1050 x 1050 x 38	Q_M_-SQ42	1,410	1,589



Specify the surface type (5, 6). Specify the accent color (A, S).

Packaged in 2 boxes.

W x D x H (in)	W x D x H (mm)	Code	All Laminate (\$)	HPL Surfaces (\$)
Additional full-width laminate legs				
<i>Full-width leg without wire access. 1 tone only.</i>				
30 x 1 x 27 1/2	748 x 25 x 698	QNN_-L30	—	147
24 x 1 x 27 1/2	598 x 25 x 698	QNN_-L24	—	137
<i>Full-width leg with wiring access. 1 tone only.</i>				
30 x 1 x 27 1/2	748 x 25 x 698	QNN_-L30D	—	147
24 x 1 x 27 1/2	598 x 25 x 698	QNN_-L24D	—	137



Specify the accent color (A, S).

W x D x H (in)	W x D x H (mm)	Code	All Laminate (\$)	HPL Surfaces (\$)
Additional full-width metal legs				
30 x 1 x 27 1/2	748 x 25 x 698	QNN_-L30M	—	283
24 x 1 x 27 1/2	598 x 25 x 698	QNN_-L24M	—	283



Specify the accent color (A, S).

W x D x H (in)	W x D x H (mm)	Code	All Laminate (\$)	HPL Surfaces (\$)
Additional laminate recessed leg				
13 x 1 x 27 1/2	340 x 25 x 698	QNN_-L12	—	114

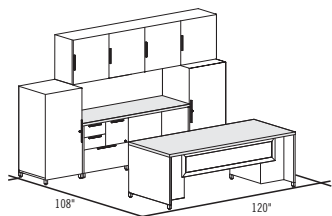


Specify the accent color (A, S).



SUGGESTIONS

Q___-PLAN01



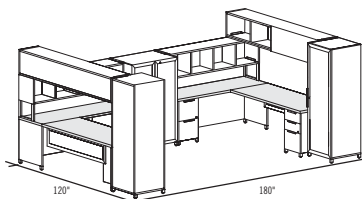
Plan shown in Quad Brochure:

Q5TS-PLAN01 **\$9,096**

- 1 Q5TS-UFM3684FF
- 1 Q5NS-DT2472A
- 1 QNNS-1830COL
- 1 QNNS-242449BL
- 1 QNNS-242449BR
- 1 QNNS-E962416P
- 1 QNNS-HBZ
- 1 QNNS-HBS

Laminate doors (N), Translucent modesty panel (T), Silver accent (S).

Q___-PLAN04



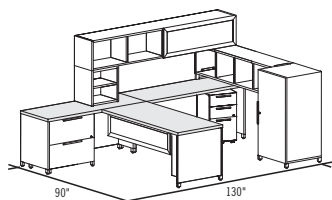
Plan shown in Quad Brochure:

Q5TS-PLAN04 **\$19,657**

- 2 Q5NS-DT2472A
- 1 Q5TS-R3072UFM
- 1 Q5TS-UFM3072R
- 2 QNNS-P1518FFL
- 1 QNTS-242481BCL
- 1 QNTS-242481BCR
- 1 QNTS-243657B
- 2 QNNS-E962416C
- 2 QNNN-E722416
- 4 QNNS-HBU
- 1 QNNS-HB90R
- 1 QNNS-HB90L
- 2 QNNS-HSM12

Storage with Translucent doors (T), hutches with Laminate doors (N), Silver accent (S). Translucent modesty panel (T).

Q___-PLAN02



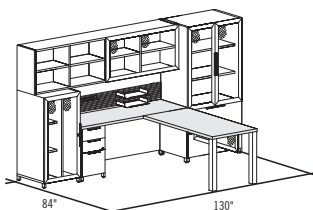
Plan shown in Quad Brochure:

Q5MA-PLAN02 **\$10,172**

- 1 Q5TS-UFM3066R
- 2 Q5NS-DT2466B
- 1 QNNS-1830LFL
- 1 QNNS-MP1518UF
- 1 QNNN-SDVB1820
- 1 QNNS-242449BR
- 1 QNNN-E661616
- 1 QNTS-E841616C
- 1 QNNS-HBS
- 1 QNNS-HBU
- 1 QNNS-HSM4
- 1 QNNN-HB90L

Storage with Laminate door (N), hutches with Translucent doors (T), Translucent modesty panel (T), Silver accent (S).

Q___-PLAN05



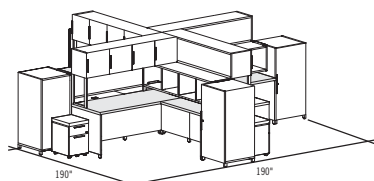
Plan shown in Quad Brochure:

Q5TS-PLAN05 **\$10,944**

- 1 Q5MA-BUM3060
- 1 Q5NA-DT3072A
- 1 QNMA-242449BCL
- 1 QNMA-243673LFB
- 1 QNMA-E962416C
- 1 QNNA-P1518UFL
- 1 QNNA-HBS
- 1 QNNA-HBU
- 1 LGC-RA72A
- 1 LGC-SUPACA
- 2 LGC-RPT14A
- 1 LGC-RAS12A

Metal doors (M), Metal modesty panel (M), Anthracite Grey accent (A).

Q___-PLAN03



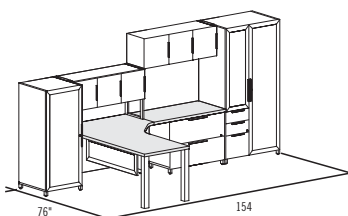
Plan shown in Quad Brochure:

Q5TS-PLAN03 **\$25,895**

- 4 Q5NS-DT3072A
- 4 Q5NN-R2442S
- 4 QNNS-E721616P
- 4 QNNN-E721616
- 4 QNNS-242449BR
- 4 QNNS-MP1518UF
- 4 LGC-CU1518
- 4 QNNS-HSM20
- 4 QNNS-HBU
- 4 QNNS-HSM4
- 4 QNNN-HB90L

Laminate doors (N), Silver accent (S).

Q___-PLAN06



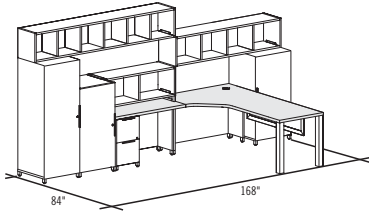
Plan shown in Quad Brochure:

Q5TS-PLAN06 **\$10,713**

- 1 Q5TS-CBM784824
- 1 Q5NS-DT2448B
- 1 QNTS-243673UFB
- 1 QNNS-1836LFL
- 1 QNTS-242457BL
- 2 QNNN-E481616P
- 2 QNNS-HBU
- 1 QNNS-HBZ
- 1 QNNS-HSM12

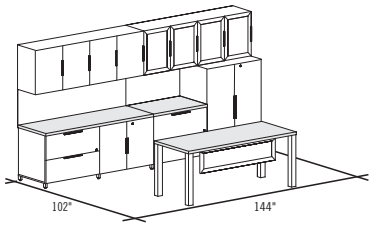
Storage with Translucent doors (T), hutches with Laminate doors (N), Translucent modesty panel (T), Silver accent (S).

SUGGESTIONS

Q ___ -PLAN07

Plan shown in Quad Brochure:
Q5TS-PLAN07 **\$10,326**

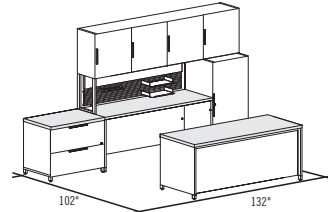
- 1 Q5TS-C4884BM24
- 1 Q5NS-DT2448B
- 1 QNNS-P1518FFL
- 1 QNNS-242449BL
- 1 QNNS-242465BCL
- 1 QNNS-242449BR
- 1 QNNN-E961616
- 1 QNNN-E481616
- 1 QNNN-E721616
- 2 QNNS-HBS
- 2 QNNS-HBZ
- 1 QNNS-HBU
- 1 QNNS-HSM4

Storage with Laminate doors (N), Translucent modesty panel (T), Silver accent (S).

Q ___ -PLAN08

Plan shown in Quad Brochure:
Q5TS-PLAN08 **\$11,368**

- 1 Q5TS-RTM3072
- 1 Q5NS-LF2472B
- 1 Q5NS-2436LF
- 1 QNNS-243649B
- 1 QNTS-EM722416P
- 1 QNNS-EM722416P
- 1 LGC-TK7221M
- 1 LGC-TK3621M

1 hutch with Translucent doors (T) and 1 hutch and storage with Laminate doors (N), Translucent modesty panel (T), Silver accent (S).

Q ___ -PLAN09

Plan shown in Quad Brochure:
Q5TS-PLAN05 **\$8,845**

- 1 Q5NS-UF3072FF
- 1 Q5NS-DT2472A
- 1 Q5NS-2436LF
- 1 QNNS-242449BCR
- 1 QNNS-E962416P
- 1 QNNS-HSM20
- 1 QNNS-HBS
- 1 LGC-SUPALS
- 1 LGC-TK7208S
- 1 LGC-RA72S
- 2 LGC-RPT14S
- 1 LGC-RAS12S

Laminate doors (N), Silver accent (S).

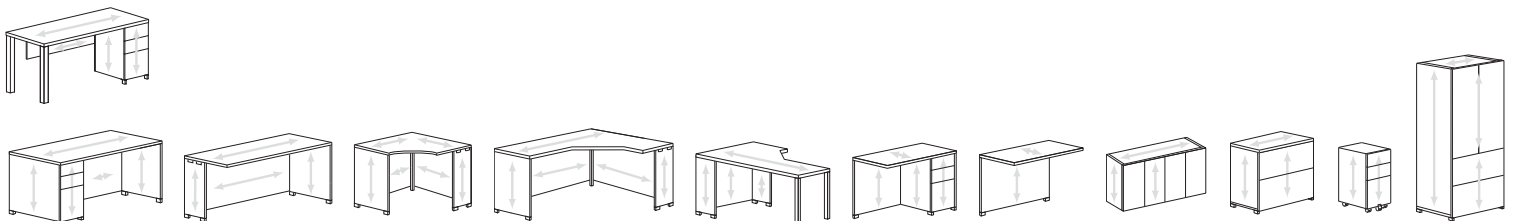
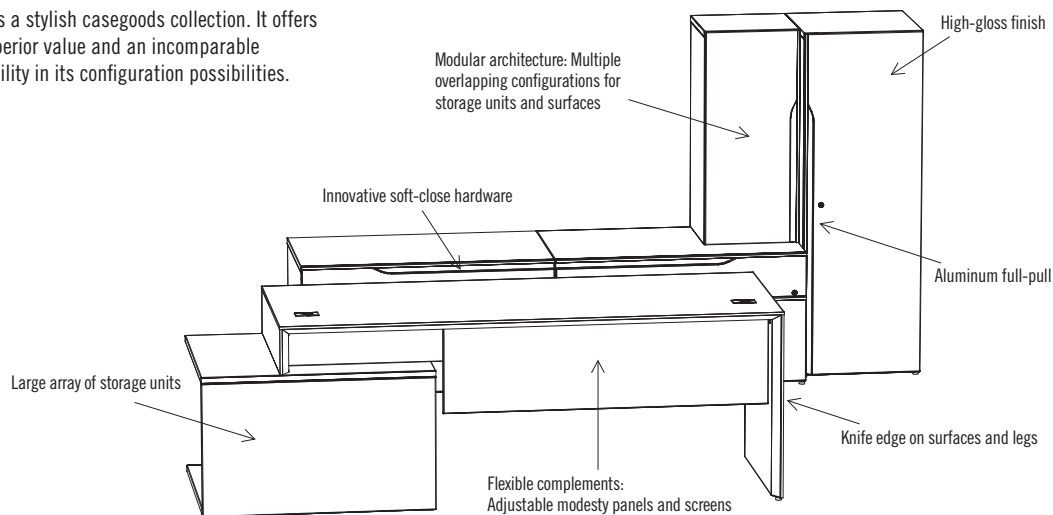
TYPICAL WOOD GRAIN DIRECTION FOR QUAD:


TABLE OF CONTENTS

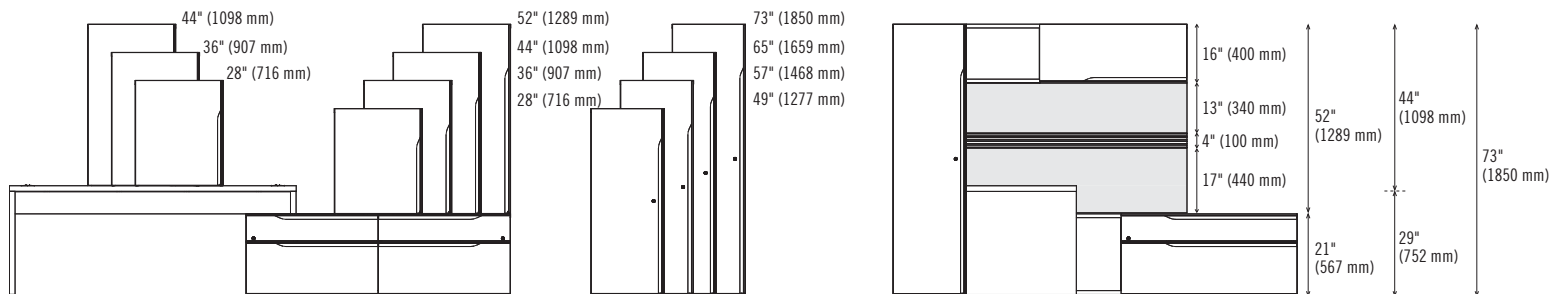
GENERAL SPECIFICATIONS..... 2 PRICE LIST..... 9 SUGGESTIONS..... 28 TERMS AND CONDITIONS..... 31

FEATURES AND CONSTRUCTION

Nex is a stylish casegoods collection. It offers a superior value and an incomparable flexibility in its configuration possibilities.



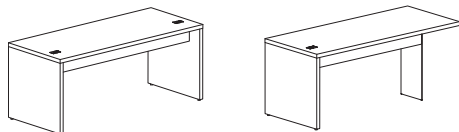
HEIGHT DIAGRAMS AND STACKING COMPATIBILITY



DESKS

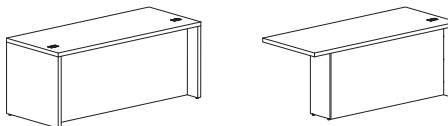
Desks with recessed short back:

Built with a 6" (150 mm) high recessed back. Choice of 1" (25 mm) thick tops with a smooth edgebanding and 1½" (38 mm) thick tops with a smooth edgebanding or a knife edge detailing. Laminate legs are always 1½" (38 mm) thick.

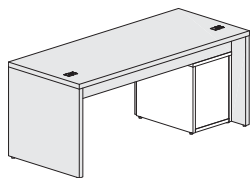


Desks with recessed full-height back:


Choice of 1" (25 mm) thick tops with a smooth edgebanding and 1½" (38 mm) thick tops with a smooth edgebanding or a knife edge detailing. Laminate legs are always 1½" (38 mm) thick. A laminate or a high-gloss finish can be applied to the back (exterior side only). Desks are compatible with NNN_ _-161820F or NNN_ _-MP161820F pedestals.



They are compatible with low storage modules and allow a variety of configurations:



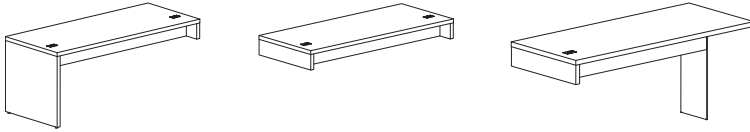
Freestanding desk and pedestal



Freestanding desk with low storage unit

SURFACES

Built with a 6" (150 mm) high recessed back. Choice of 1" (25 mm) thick tops with a smooth edgbanding and 1½" (38 mm) thick tops with a smooth edgbanding or a knife edge detailing. Laminate legs are always 1½" (38 mm) thick.

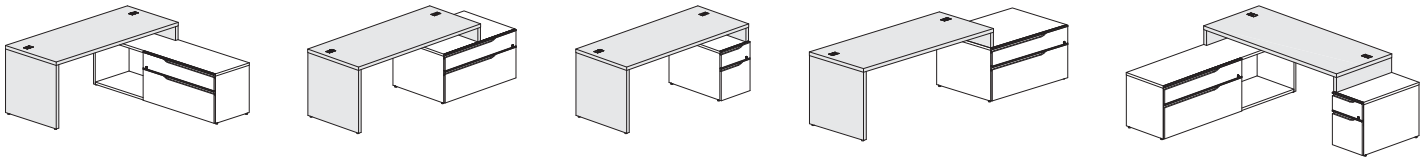


1 full-height leg
1 short leg

2 short legs

1 short leg
1 full-height slim metal leg

Surfaces must be positioned on 1 or 2 low storage modules from the Nex collection. Positioning possibilities are multiple and assembly is completed with double-faced tape.



Surface. Low storage unit of different depth but positioned perpendicularly to a surface.

Surface. Low storage unit in a determined position at the time of the installation.

Surface. Low storage unit positioned inside the desk frame.

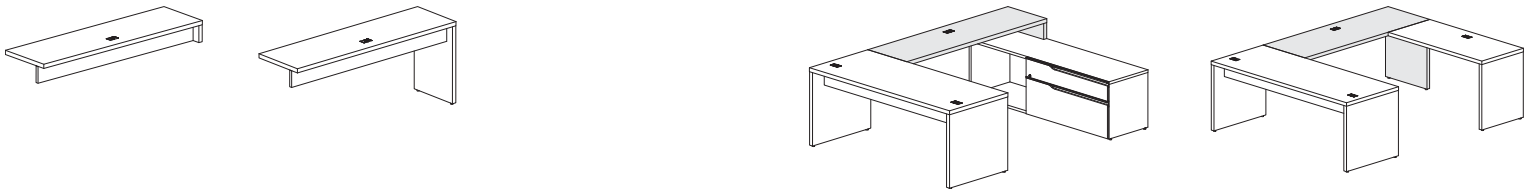
Surface. Low storage unit positioned outside the desk frame.

Surface. 2 low storage units with one unit of equivalent depth, and the other unit of different depth and positioned perpendicularly.

RETURNS

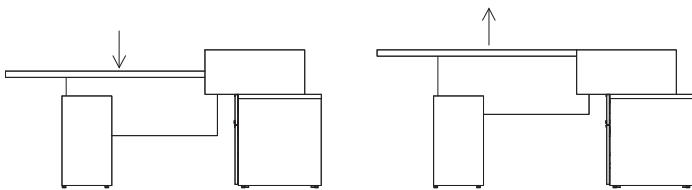
Built with a 6" (150 mm) high recessed back. Choice of 1" (25 mm) thick tops with a smooth edgbanding and 1½" (38 mm) thick tops with a smooth edgbanding or a knife edge detailing. Laminate legs are always 1½" (38 mm) thick.

Returns are always connected to another surface. Multiple connections are possible. Returns with a short leg must be positioned on a low storage module from the Nex collection.

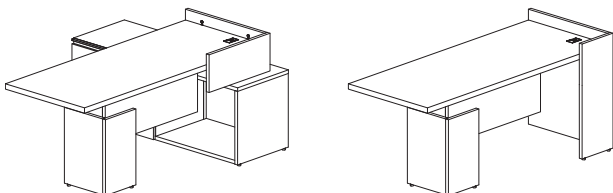
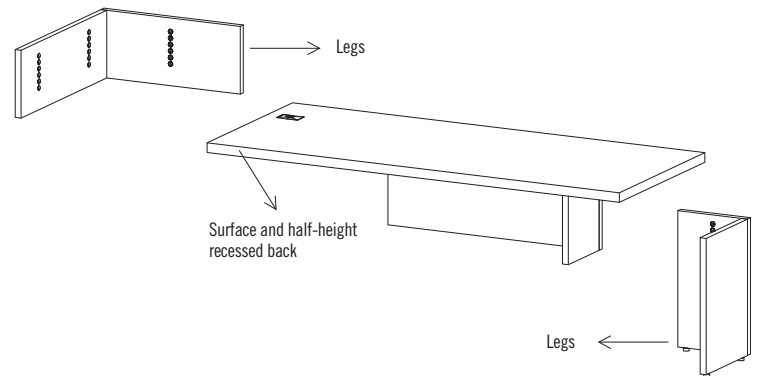


DESKS AND ADJUSTABLE SURFACES

Desks are adjustable in height by 1" (25 mm) increments, from 27" to 33" (701 to 828 mm) high. These desks have a half-height recessed back. Choice of 1" (25 mm) thick tops with a smooth edgbanding and 1½" (38 mm) thick tops with a smooth edgbanding or a knife edge detailing. The knife edge is applicable only on 3 sides of the surface and is not applicable on the legs. The height adjustment must be done at the time of the installation.

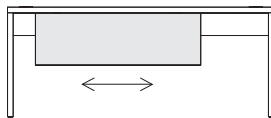


27" to 33" (701 mm to 828 mm) high

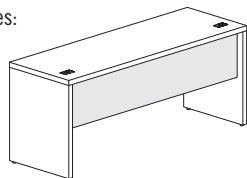


MODULAR MODESTY PANELS

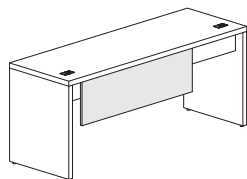
The modular modesty panels can be installed under all desks and work surfaces with a short back. They must always be of lesser dimensions than the desk or the surface under which they are to be installed and can be positioned anywhere. Available in laminate or high-gloss finish.



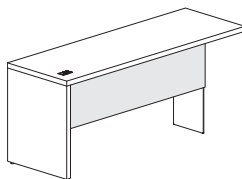
Examples:



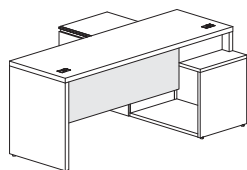
For a N5NNN-RT2472A5 desk, specify a NNNNB-MOD1469 modesty panel (or a modesty panel of lesser width).



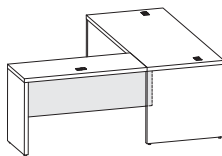
For a N5NNN-RT2472A5 desk, you may specify a NNNNB-MOD1445 modesty panel.



For a N5NRN-RS2472PA5 desk, specify a NNNNB-MOD1457 modesty panel. The metal leg is always recessed by 13" (340 mm).



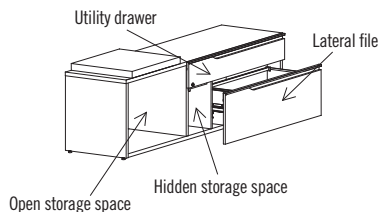
For a N5NRN-RS2472B5 desk with a N1NRW-UL206021BE storage unit, specify a NNNNW-MOD1449 modesty panel.



For a N5NRN-R2048A5 return unit with a N5NNN-RT3072A5 surface, specify a NNNNB-MOD1449 modesty panel. The modesty panel may be longer or shorter than the return unit. If it is longer, it will extend under the surface.

LOW STORAGE UNITS

Can be used as a freestanding element, occasional seating or to support a surface. The fronts and doors cover the exteriors, top and bottom.

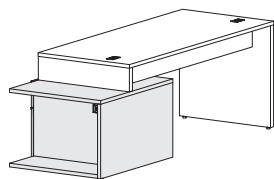


Hidden storage space:

On furniture intended for this purpose. Space is either 9" (222 mm) or 12" (284 mm) wide.

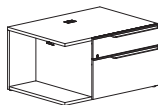
Open back bookcase space:

Brings a lighter aspect to the configuration. Allows easy access to electrical outlets. Perfect for electronic equipment.

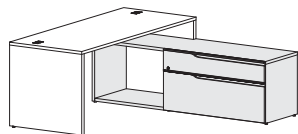


Short low storage modules:

Available in 20", 24", 30" and 36" (519, 619, 769 and 919 mm) deep and 16" to 48" (409 to 1200 mm) wide. When combined with surfaces, short low storage modules are perfect to create freestanding desk configurations.



Storage unit for CPU or other. Grommets on the surface and on the side allow wire management inside the storage space.

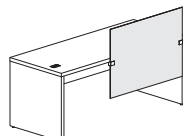


Long low storage units:

Available in 20" (519 mm) deep and 60" to 96" (1500 to 2400 mm) wide. Perfect as a low return unit for a surface or as a credenza.

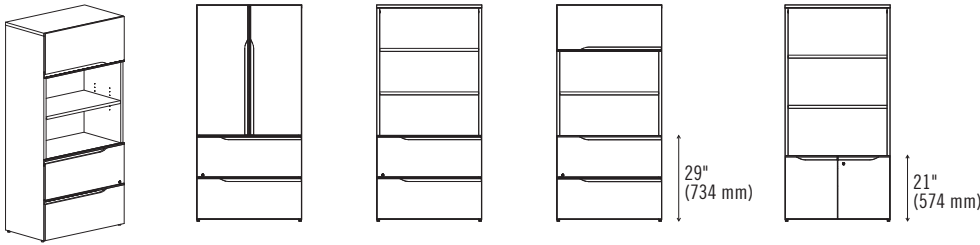
MODULAR SCREENS

Modular screens can be installed on surfaces, desks and returns. They must be installed on the opposite side of the user and they must never be installed on the legs' side. They are made of frosted acrylic or upholstered in fabric.



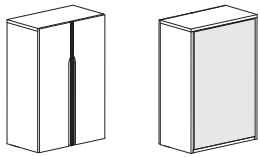
HIGH STORAGE UNITS

Fronts and doors cover the exteriors, top and bottom. The inset back ensures solidity with an impeccable look.



STACKING MODULES

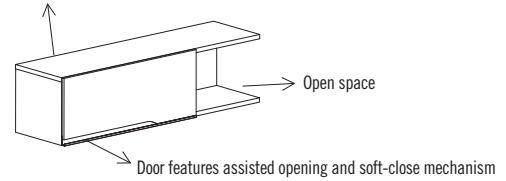
Doors cover the exteriors, top and bottom. The inset back ensures solidity with an impeccable look. Can be positioned on low storage modules, desks, surfaces and returns. Can accommodate a tackboard on its back side. Must be installed with double face tape.



WALL-MOUNTED HUTCHES

Doors cover the exteriors, top and bottom. Assembly hardware included for wall-mount installation. Compatible with standard wall-mounted tackboards from the February 2015 Lacasse Price Book.

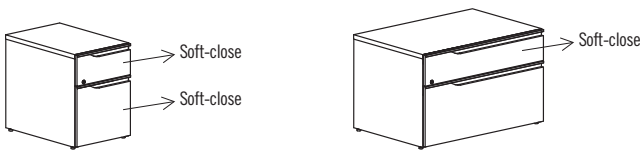
Assembly hardware for wall-mount installation



DRAWERS

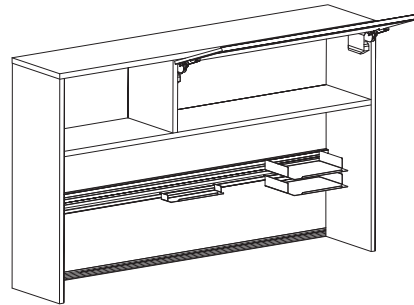
Box and file drawers have 16" (406 mm) full extension ball-bearing suspensions. 75 lbs (34 kg) capacity. Comes with a soft-close mechanism for all 16" (409 mm) wide drawers. In units wider than 16" (409 mm), only the box drawer has the soft-close mechanism.

Lateral files have double 16" (406 mm) extension ball-bearing suspensions. 150 lbs (68 kg) capacity. Box drawer comes with one pencil tray. Lateral files come with a suspension bar for file folders. Central lock locks all drawers.



DOORS

Doors cover the exteriors and have 105° hinges with a soft-close mechanism. Sliding doors: Do not have a soft-close effect. Vertical openings: Assisted opening and soft-close mechanism.

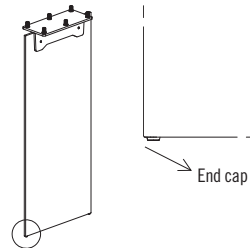


LEVELERS

Levelers allow up to a 1¼" (32 mm) height adjustment. They come standard on all Nex furniture except for the slim metal leg, which has a different height adjustment component.

SLIM METAL LEG

Metal with a brushed satin chrome finish. Transparent plastic floor caps. Bracket on leg allows for a 1" (25 mm) height adjustment.



ASSEMBLY

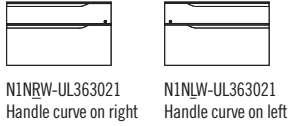
Many components have a metal-to-metal assembly hardware.

ACCESSORIES

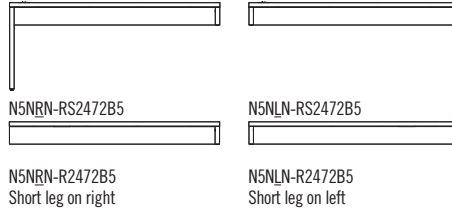
- The LGC-SKD26 keyboard tray is not compatible with 20" (500 mm) deep surfaces.
- The LGC-BBAKD26 and LGC-GBAKD26 keyboard trays are not compatible with 20", 24" and 30" (500, 600 and 750 mm) deep surfaces.
- The long and short LGC-SUPAC_ and LGC-SUPAL_ accessory trays are NOT compatible with surfaces and desks with a knife edge.
- Flat screen monitor arms with a clip- or grommet-style fastener (refer to the Accessories section in the February 2015 Lacasse Price Book) are compatible with Nex surfaces. The clip-style fastener is not compatible with knife edge surfaces.
- Surface screens (LGC-SCF_____ and LGC-SCL_____) are compatible with surfaces and desks only if they are NOT installed on the laminate leg's side and if the screen's dimensions are lesser than the surface's or the desk's dimensions.
- An array of electrical and communication accessories are available and compatible with Nex components. Refer to the Accessories section in the February 2015 Lacasse Price Book.

LEFT/RIGHT SPECIFICATIONS

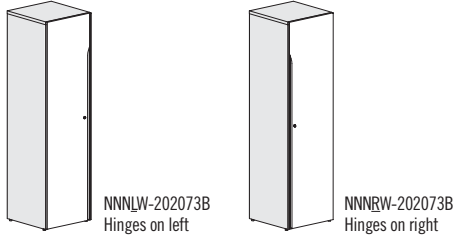
Example: Left/right handle on drawers



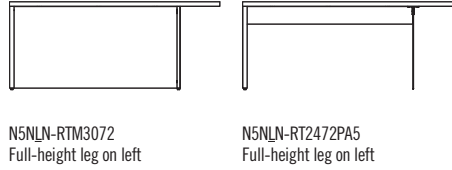
Example: Left/right short leg on surfaces, user side view



Example: Left/right opening on storage units



Example: Left/right full-height leg on desks, user side view

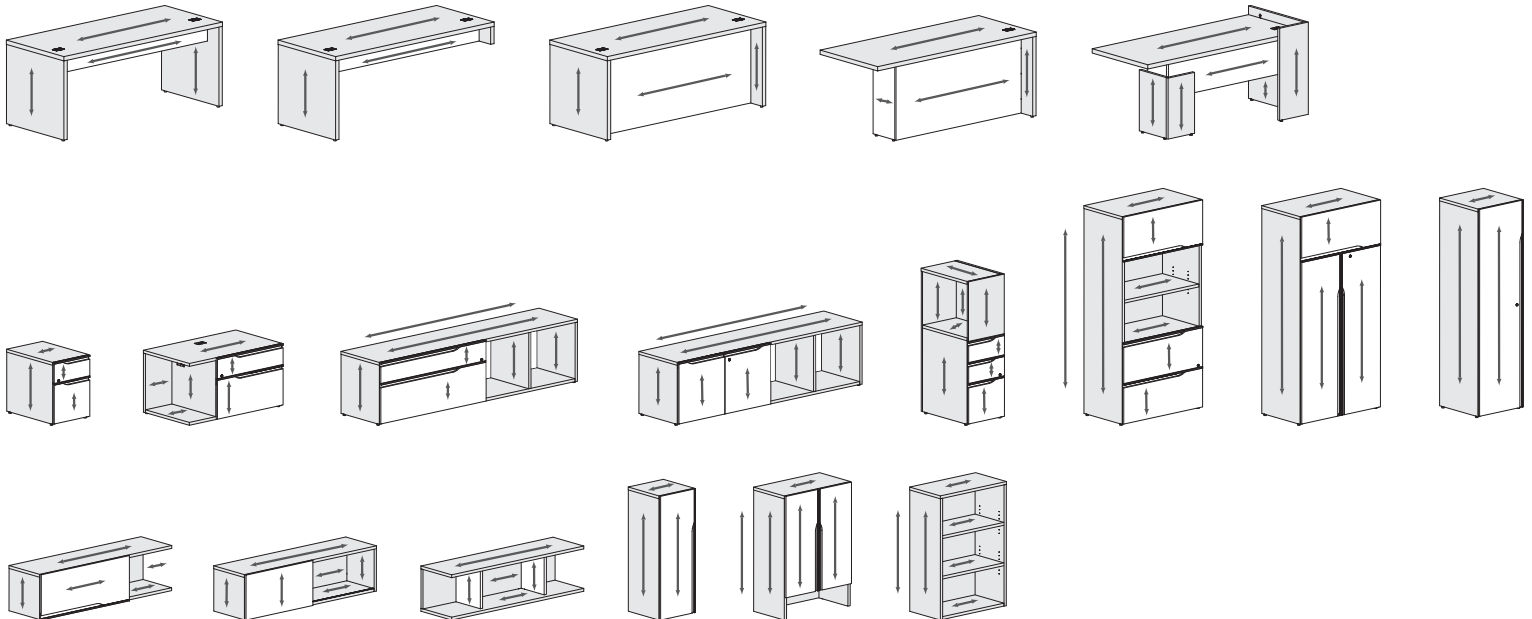


TWO-TONE AND HIGH-GLOSS FINISH APPLICATION

Surfaces: The first finish specified will be applied to the top and to the legs. The second specified finish will be applied to the back of the unit. For adjustable surfaces, the first finish will be applied to the top of the surface and the legs. The second finish will be applied to the back panels.

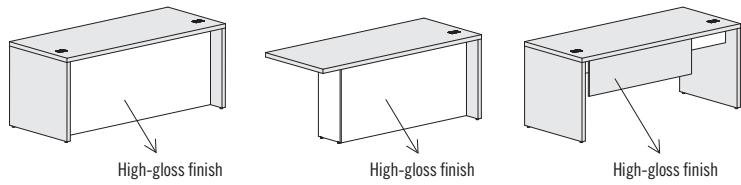
Storage units: The first finish specified will be applied to the frame of the unit. The second finish will be applied to the unit's front.

Two-tone application and wood grain direction:

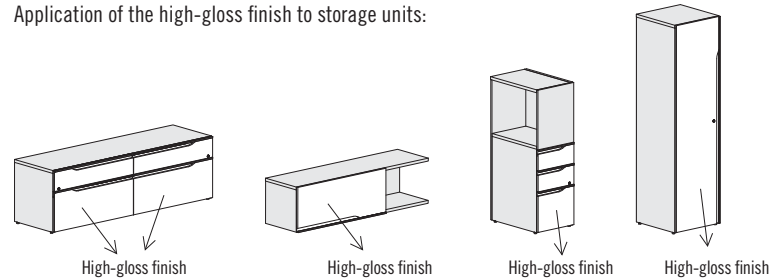


TWO-TONE AND HIGH-GLOSS FINISH APPLICATION (CONTINUED)

Application of the high-gloss finish to desks and modesty panels:



Application of the high-gloss finish to storage units:



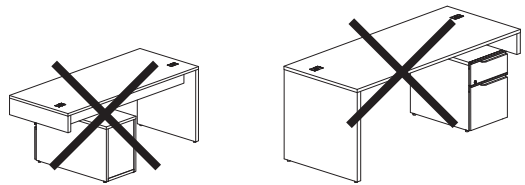
Order examples:

YES N1NRN-UL206021BE CCL/SNO

YES N1NRW-UL206021BE CCL (The W in the code indicates that fronts will be in High-Gloss White finish.)

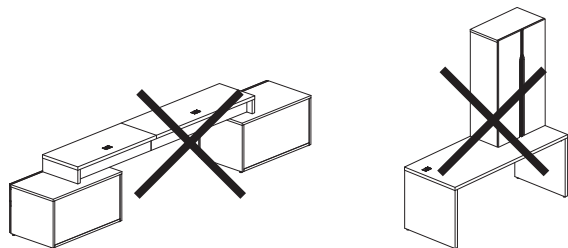
NO N1NRW-UL206021BE CCL/SNO (The W in the code indicates that fronts will be in High-Gloss White finish. Therefore, it is not possible to specify Snow SNO laminate finish as Color 02.)

UNACCEPTABLE CONFIGURATIONS



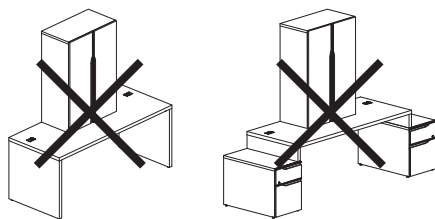
The surface's short leg must always rest on a low storage module.

The depth of the low storage module must be equal or greater than the depth of the surface.



The junction point between a surface and a return must be on a low storage unit.

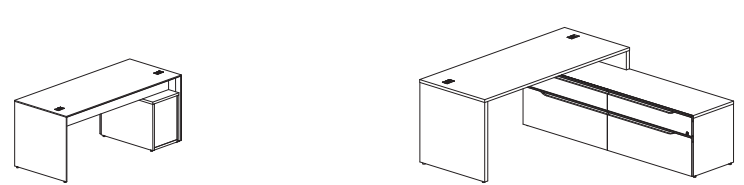
Total stackable height must be 73" (1850 mm) or less.



Stackable storage units must be positioned on top of a solid and stable configuration such as a desk with legs or freestanding storage modules.

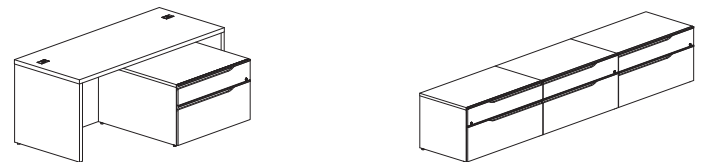
The hanging pedestal (NNN__-161820F) is NOT compatible on 20" (500 mm) deep desks and returns.

NON-RECOMMENDED CONFIGURATIONS



It is preferable to position a storage module underneath a surface, 2" in recess, when the surface and legs have knife edge detailing.

Overlapping furniture elements can result in drawers being completely or partially inaccessible underneath the surface. It is preferable to choose another storage configuration.



Choose the depths of the furniture elements carefully, thus avoiding a situation where a storage module exceeds the surface depth.


The uneven handle gives a noticeable design value to the configuration. To create the desired effect, a certain attention must be given when specifying the orientation of the handles.

SPECIFICATIONS

EDGEBANDING

Is applied automatically on top and sides.

N Edge



1" and 1½"

The **N** edge is matched with the finish specified for the surface.

Knife Edge

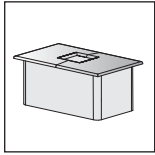


1½"

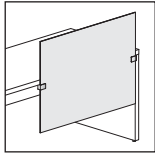
The knife edge **K** is available (and in matching color) **ONLY** when a wood grain finish or Snow (SND) is specified for the surface.

METAL COMPONENTS

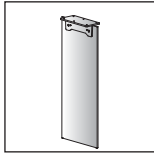
Satin chrome finish



Grommet cover



Modular screen




Metal leg

HIGH-GLOSS FINISHES



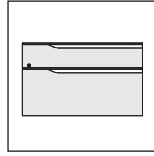
B – High-Gloss Black



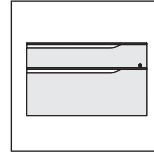
W – High-Gloss White

HANDLES

Anodized aluminum



L – Left



R – Right

ORDERING EXAMPLES

Low storage unit with box and file drawers, High-Gloss Black finish on fronts and handle on left.

N1NLB-UL243021

Rectangular surface with short back, full-height leg on right and short leg on left.

N1NLN-RS2472B5

CODIFICATION

Series	Thickness	Options		
		Edgebanding	Left/Right	High-Gloss Accent
N	1 Thermofused laminate 1"	N Smooth edge	L Left	B High-Gloss Black
	2 High-pressure laminate 1"	K Knife edge	R Right	W High-Gloss White
	5 Thermofused laminate 1½"			
	6 High-pressure laminate 1½"			

STANDARDIZED DIMENSIONAL SPECIALS

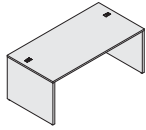
Because of the Nex collection's unique construction, the following standardized specials do not apply:

- Modification of the pedestal configuration
- Height modification for modesty panels

For further assistance, please contact the Quotations Department.

DESKS AND SURFACES

Rectangular desks, short back, 2 long legs – 36" D



9" (225 mm) recessed short back. 2 grommets. Can accommodate 1 or 2 low storage units and 1 modular modesty panel.
Top: 1" (25 mm)
Legs: 1½" (38 mm)

W x D x H (in)	W x D x H (mm)	Code	All Laminate (\$)	HPL Surfaces (\$)
78 x 36 x 29½	1950 x 900 x 752	N_NNN-RT3678A5	912	1,179
72 x 36 x 29½	1800 x 900 x 752	N_NNN-RT3672A5	896	1,137
66 x 36 x 29½	1650 x 900 x 752	N_NNN-RT3666A5	874	1,098
60 x 36 x 29½	1500 x 900 x 752	N_NNN-RT3660A5	857	1,060

Smooth edge (N). Specify the surface type (1, 2).

Top and legs: 1½" (38 mm)

78 x 36 x 29½	1950 x 900 x 752	N_NNN-RT3678A5	989	1,251
72 x 36 x 29½	1800 x 900 x 752	N_NNN-RT3672A5	966	1,207
66 x 36 x 29½	1650 x 900 x 752	N_NNN-RT3666A5	939	1,164
60 x 36 x 29½	1500 x 900 x 752	N_NNN-RT3660A5	912	1,114

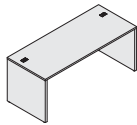
Smooth edge (N). Specify the surface type (5, 6).

Top and legs: 1½" (38 mm) with knife edge

78 x 36 x 29½	1950 x 900 x 752	N_KNN-RT3678A5	1,240	1,498
72 x 36 x 29½	1800 x 900 x 752	N_KNN-RT3672A5	1,207	1,453
66 x 36 x 29½	1650 x 900 x 752	N_KNN-RT3666A5	1,186	1,404
60 x 36 x 29½	1500 x 900 x 752	N_KNN-RT3660A5	1,164	1,361

Knife edge (K). Specify the surface type (5, 6).

Rectangular desks, short back, 2 long legs – 30" D



6" (150 mm) recessed short back. 2 grommets. Can accommodate 1 or 2 low storage units and 1 modular modesty panel.
Top: 1" (25 mm)
Legs: 1½" (38 mm)

78 x 30 x 29½	1950 x 750 x 752	N_NNN-RT3078A5	852	1,075
72 x 30 x 29½	1800 x 750 x 752	N_NNN-RT3072A5	830	1,038
66 x 30 x 29½	1650 x 750 x 752	N_NNN-RT3066A5	815	1,005
60 x 30 x 29½	1500 x 750 x 752	N_NNN-RT3060A5	797	966

Smooth edge (N). Specify the surface type (1, 2).

Top and legs: 1½" (38 mm)

78 x 30 x 29½	1950 x 750 x 752	N_NNN-RT3078A5	912	1,125
72 x 30 x 29½	1800 x 750 x 752	N_NNN-RT3072A5	891	1,093
66 x 30 x 29½	1650 x 750 x 752	N_NNN-RT3066A5	869	1,049
60 x 30 x 29½	1500 x 750 x 752	N_NNN-RT3060A5	842	1,016

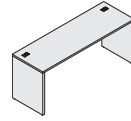
Smooth edge (N). Specify the surface type (5, 6).

Top and legs: 1½" (38 mm) with knife edge

78 x 30 x 29½	1950 x 750 x 752	N_KNN-RT3078A5	1,158	1,376
72 x 30 x 29½	1800 x 750 x 752	N_KNN-RT3072A5	1,131	1,333
66 x 30 x 29½	1650 x 750 x 752	N_KNN-RT3066A5	1,109	1,301
60 x 30 x 29½	1500 x 750 x 752	N_KNN-RT3060A5	1,093	1,257

Knife edge (K). Specify the surface type (5, 6).

Rectangular desks, short back, 2 long legs – 24" D



3" (75 mm) recessed short back. 2 grommets. Can accommodate 1 or 2 low storage units and 1 modular modesty panel.
Top: 1" (25 mm)
Legs: 1½" (38 mm)

W x D x H (in)	W x D x H (mm)	Code	All Laminate (\$)	HPL Surfaces (\$)
72 x 24 x 29½	1800 x 600 x 752	N_NNN-RT2472A5	770	934
66 x 24 x 29½	1650 x 600 x 752	N_NNN-RT2466A5	754	901
60 x 24 x 29½	1500 x 600 x 752	N_NNN-RT2460A5	743	874
54 x 24 x 29½	1350 x 600 x 752	N_NNN-RT2454A5	727	852
48 x 24 x 29½	1200 x 600 x 752	N_NNN-RT2448A5	711	820

Smooth edge (N). Specify the surface type (1, 2).

Top and legs: 1½" (38 mm)

72 x 24 x 29½	1800 x 600 x 752	N_NNN-RT2472A5	815	973
66 x 24 x 29½	1650 x 600 x 752	N_NNN-RT2466A5	797	939
60 x 24 x 29½	1500 x 600 x 752	N_NNN-RT2460A5	770	906
54 x 24 x 29½	1350 x 600 x 752	N_NNN-RT2454A5	754	880
48 x 24 x 29½	1200 x 600 x 752	N_NNN-RT2448A5	737	842

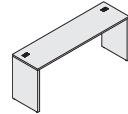
Smooth edge (N). Specify the surface type (5, 6).

Top and legs: 1½" (38 mm) with knife edge

72 x 24 x 29½	1800 x 600 x 752	N_KNN-RT2472A5	1,055	1,212
66 x 24 x 29½	1650 x 600 x 752	N_KNN-RT2466A5	1,038	1,186
60 x 24 x 29½	1500 x 600 x 752	N_KNN-RT2460A5	1,021	1,153
54 x 24 x 29½	1350 x 600 x 752	N_KNN-RT2454A5	1,005	1,120
48 x 24 x 29½	1200 x 600 x 752	N_KNN-RT2448A5	979	1,088

Knife edge (K). Specify the surface type (5, 6).

Rectangular desks, short back, 2 long legs – 20" D



3" (75 mm) recessed short back. 2 grommets. Can accommodate 1 modular modesty panel.
Top: 1" (25 mm)
Legs: 1½" (38 mm)

72 x 20 x 29½	1800 x 500 x 752	N_NNN-RT2072A5	737	869
66 x 20 x 29½	1650 x 500 x 752	N_NNN-RT2066A5	721	836
60 x 20 x 29½	1500 x 500 x 752	N_NNN-RT2060A5	711	815
54 x 20 x 29½	1350 x 500 x 752	N_NNN-RT2054A5	688	792
48 x 20 x 29½	1200 x 500 x 752	N_NNN-RT2048A5	673	759

Smooth edge (N). Specify the surface type (1, 2).

Top and legs: 1½" (38 mm)

72 x 20 x 29½	1800 x 500 x 752	N_NNN-RT2072A5	759	896
66 x 20 x 29½	1650 x 500 x 752	N_NNN-RT2066A5	743	869
60 x 20 x 29½	1500 x 500 x 752	N_NNN-RT2060A5	727	836
54 x 20 x 29½	1350 x 500 x 752	N_NNN-RT2054A5	716	815
48 x 20 x 29½	1200 x 500 x 752	N_NNN-RT2048A5	693	787

Smooth edge (N). Specify the surface type (5, 6).

Top and legs: 1½" (38 mm) with knife edge

72 x 20 x 29½	1800 x 500 x 752	N_KNN-RT2072A5	1,010	1,137
66 x 20 x 29½	1650 x 500 x 752	N_KNN-RT2066A5	989	1,109
60 x 20 x 29½	1500 x 500 x 752	N_KNN-RT2060A5	973	1,088
54 x 20 x 29½	1350 x 500 x 752	N_KNN-RT2054A5	956	1,055
48 x 20 x 29½	1200 x 500 x 752	N_KNN-RT2048A5	939	1,028

Knife edge (K). Specify the surface type (5, 6).

Rectangular surfaces, short back, 1 long and 1 short leg – 36" D

9" (225 mm) recessed short back. 2 grommets. Must use 1 low storage unit as support. Can accommodate 1 modular modesty panel.
Top: 1" (25 mm)
Legs: 1/2" (38 mm)

W x D x H (in)	W x D x H (mm)	Code	All Laminate (\$)	HPL Surfaces (\$)
84 x 36 x 29 1/2	2100 x 900 x 752	N_N_N-RS3684B5	946	1,229
78 x 36 x 29 1/2	1950 x 900 x 752	N_N_N-RS3678B5	825	1,093
72 x 36 x 29 1/2	1800 x 900 x 752	N_N_N-RS3672B5	809	1,049
66 x 36 x 29 1/2	1650 x 900 x 752	N_N_N-RS3666B5	792	1,010
60 x 36 x 29 1/2	1500 x 900 x 752	N_N_N-RS3660B5	765	973

Smooth edge (N). Specify the surface type (1, 2). Choose left or right (L, R).

Top and legs: 1/2" (38 mm)

84 x 36 x 29 1/2	2100 x 900 x 752	N_N_N-RS3684B5	1,028	1,306
78 x 36 x 29 1/2	1950 x 900 x 752	N_N_N-RS3678B5	901	1,164
72 x 36 x 29 1/2	1800 x 900 x 752	N_N_N-RS3672B5	880	1,114
66 x 36 x 29 1/2	1650 x 900 x 752	N_N_N-RS3666B5	852	1,075
60 x 36 x 29 1/2	1500 x 900 x 752	N_N_N-RS3660B5	825	1,028

Smooth edge (N). Specify the surface type (5, 6). Choose left or right (L, R).

Top and legs: 1/2" (38 mm) with knife edge

84 x 36 x 29 1/2	2100 x 900 x 752	N_K_N-RS3684B5	1,344	1,622
78 x 36 x 29 1/2	1950 x 900 x 752	N_K_N-RS3678B5	1,147	1,404
72 x 36 x 29 1/2	1800 x 900 x 752	N_K_N-RS3672B5	1,120	1,361
66 x 36 x 29 1/2	1650 x 900 x 752	N_K_N-RS3666B5	1,098	1,316
60 x 36 x 29 1/2	1500 x 900 x 752	N_K_N-RS3660B5	1,065	1,267

Knife edge (K). Specify the surface type (5, 6). Choose left or right (L, R).

Rectangular surfaces, short back, 1 long and 1 short leg – 30" D

6" (150 mm) recessed short back. 2 grommets. Must use 1 low storage unit as support. Can accommodate 1 modular modesty panel.
Top: 1" (25 mm)
Legs: 1/2" (38 mm)

W x D x H (in)	W x D x H (mm)	Code	All Laminate (\$)	HPL Surfaces (\$)
84 x 30 x 29 1/2	2100 x 750 x 752	N_N_N-RS3084B5	891	1,125
78 x 30 x 29 1/2	1950 x 750 x 752	N_N_N-RS3078B5	770	1,000
72 x 30 x 29 1/2	1800 x 750 x 752	N_N_N-RS3072B5	754	961
66 x 30 x 29 1/2	1650 x 750 x 752	N_N_N-RS3066B5	737	929
60 x 30 x 29 1/2	1500 x 750 x 752	N_N_N-RS3060B5	721	891

Smooth edge (N). Specify the surface type (1, 2). Choose left or right (L, R).

Top and legs: 1/2" (38 mm)

84 x 30 x 29 1/2	2100 x 750 x 752	N_N_N-RS3084B5	956	1,192
78 x 30 x 29 1/2	1950 x 750 x 752	N_N_N-RS3078B5	830	1,049
72 x 30 x 29 1/2	1800 x 750 x 752	N_N_N-RS3072B5	815	1,016
66 x 30 x 29 1/2	1650 x 750 x 752	N_N_N-RS3066B5	792	973
60 x 30 x 29 1/2	1500 x 750 x 752	N_N_N-RS3060B5	765	934

Smooth edge (N). Specify the surface type (5, 6). Choose left or right (L, R).

Top and legs: 1/2" (38 mm) with knife edge

84 x 30 x 29 1/2	2100 x 750 x 752	N_K_N-RS3084B5	1,273	1,508
78 x 30 x 29 1/2	1950 x 750 x 752	N_K_N-RS3078B5	1,083	1,301
72 x 30 x 29 1/2	1800 x 750 x 752	N_K_N-RS3072B5	1,055	1,257
66 x 30 x 29 1/2	1650 x 750 x 752	N_K_N-RS3066B5	1,033	1,212
60 x 30 x 29 1/2	1500 x 750 x 752	N_K_N-RS3060B5	1,016	1,179

Knife edge (K). Specify the surface type (5, 6). Choose left or right (L, R).

Rectangular surfaces, short back, 1 long and 1 short leg – 24" D

3" (75 mm) recessed short back. 2 grommets. Must use 1 low storage unit as support. Can accommodate 1 modular modesty panel.
Top: 1" (25 mm)
Legs: 1/2" (38 mm)

W x D x H (in)	W x D x H (mm)	Code	All Laminate (\$)	HPL Surfaces (\$)
72 x 24 x 29 1/2	1800 x 600 x 752	N_N_N-RS2472B5	711	869
66 x 24 x 29 1/2	1650 x 600 x 752	N_N_N-RS2466B5	688	836
60 x 24 x 29 1/2	1500 x 600 x 752	N_N_N-RS2460B5	678	815
54 x 24 x 29 1/2	1350 x 600 x 752	N_N_N-RS2454B5	661	787
48 x 24 x 29 1/2	1200 x 600 x 752	N_N_N-RS2448B5	645	754

Smooth edge (N). Specify the surface type (1, 2). Choose left or right (L, R).

Top and legs: 1/2" (38 mm)

72 x 24 x 29 1/2	1800 x 600 x 752	N_N_N-RS2472B5	748	906
66 x 24 x 29 1/2	1650 x 600 x 752	N_N_N-RS2466B5	727	874
60 x 24 x 29 1/2	1500 x 600 x 752	N_N_N-RS2460B5	711	842
54 x 24 x 29 1/2	1350 x 600 x 752	N_N_N-RS2454B5	688	809
48 x 24 x 29 1/2	1200 x 600 x 752	N_N_N-RS2448B5	673	782

Smooth edge (N). Specify the surface type (5, 6). Choose left or right (L, R).

Top and legs: 1/2" (38 mm) with knife edge

72 x 24 x 29 1/2	1800 x 600 x 752	N_K_N-RS2472B5	989	1,153
66 x 24 x 29 1/2	1650 x 600 x 752	N_K_N-RS2466B5	973	1,120
60 x 24 x 29 1/2	1500 x 600 x 752	N_K_N-RS2460B5	956	1,088
54 x 24 x 29 1/2	1350 x 600 x 752	N_K_N-RS2454B5	934	1,055
48 x 24 x 29 1/2	1200 x 600 x 752	N_K_N-RS2448B5	912	1,021

Knife edge (K). Specify the surface type (5, 6). Choose left or right (L, R).

Rectangular surfaces, short back, 2 short legs – 36" D

9" (225 mm) recessed short back. 2 grommets. Must use 2 low storage units as support. Can accommodate 1 modular modesty panel.
Top: 1" (25 mm)
Legs: 1/2" (38 mm)

W x D x H (in)	W x D x H (mm)	Code	All Laminate (\$)	HPL Surfaces (\$)
84 x 36 x 7 1/2	2100 x 900 x 191	N_NNN-RS3684C5	857	1,147
78 x 36 x 7 1/2	1950 x 900 x 191	N_NNN-RS3678C5	737	1,005
72 x 36 x 7 1/2	1800 x 900 x 191	N_NNN-RS3672C5	721	961
66 x 36 x 7 1/2	1650 x 900 x 191	N_NNN-RS3666C5	705	929
60 x 36 x 7 1/2	1500 x 900 x 191	N_NNN-RS3660C5	678	885

Smooth edge (N). Specify the surface type (1, 2).

Top and legs: 1/2" (38 mm)

84 x 36 x 7 1/2	2100 x 900 x 191	N_NNN-RS3684C5	939	1,212
78 x 36 x 7 1/2	1950 x 900 x 191	N_NNN-RS3678C5	815	1,075
72 x 36 x 7 1/2	1800 x 900 x 191	N_NNN-RS3672C5	787	1,028
66 x 36 x 7 1/2	1650 x 900 x 191	N_NNN-RS3666C5	759	979
60 x 36 x 7 1/2	1500 x 900 x 191	N_NNN-RS3660C5	737	939

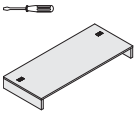
Smooth edge (N). Specify the surface type (5, 6).

Top and legs: 1/2" (38 mm) with knife edge

84 x 36 x 7 1/2	2100 x 900 x 191	N_KNN-RS3684C5	1,257	1,535
78 x 36 x 7 1/2	1950 x 900 x 191	N_KNN-RS3678C5	1,055	1,316
72 x 36 x 7 1/2	1800 x 900 x 191	N_KNN-RS3672C5	1,033	1,273
66 x 36 x 7 1/2	1650 x 900 x 191	N_KNN-RS3666C5	1,010	1,229
60 x 36 x 7 1/2	1500 x 900 x 191	N_KNN-RS3660C5	979	1,179

Knife edge (K). Specify the surface type (5, 6).

Rectangular surfaces, short back, 2 short legs – 30" D



W x D x H (in)	W x D x H (mm)	Code	All Laminate (\$)	HPL Surfaces (\$)
<i>6" (150 mm) recessed short back. 2 grommets. Must use 2 low storage units as support. Can accommodate 1 modular modesty panel.</i>				
<i>Top: 1" (25 mm)</i>				
<i>Legs: 1½" (38 mm)</i>				
84 x 30 x 7½	2100 x 750 x 191	N_NNN-RS3084C5	815	1,055
78 x 30 x 7½	1950 x 750 x 191	N_NNN-RS3078C5	693	918
72 x 30 x 7½	1800 x 750 x 191	N_NNN-RS3072C5	683	885
66 x 30 x 7½	1650 x 750 x 191	N_NNN-RS3066C5	666	852
60 x 30 x 7½	1500 x 750 x 191	N_NNN-RS3060C5	650	815

Smooth edge (N). Specify the surface type (1, 2).

Top and legs: 1½" (38 mm)

84 x 30 x 7½	2100 x 750 x 191	N_NNN-RS3084C5	880	1,109
78 x 30 x 7½	1950 x 750 x 191	N_NNN-RS3078C5	754	973
72 x 30 x 7½	1800 x 750 x 191	N_NNN-RS3072C5	732	934
66 x 30 x 7½	1650 x 750 x 191	N_NNN-RS3066C5	716	896
60 x 30 x 7½	1500 x 750 x 191	N_NNN-RS3060C5	688	857

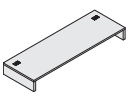
Smooth edge (N). Specify the surface type (5, 6).

Top and legs: 1½" (38 mm) with knife edge

84 x 30 x 7½	2100 x 750 x 191	N_KNN-RS3084C5	1,197	1,426
78 x 30 x 7½	1950 x 750 x 191	N_KNN-RS3078C5	1,005	1,212
72 x 30 x 7½	1800 x 750 x 191	N_KNN-RS3072C5	979	1,179
66 x 30 x 7½	1650 x 750 x 191	N_KNN-RS3066C5	956	1,137
60 x 30 x 7½	1500 x 750 x 191	N_KNN-RS3060C5	934	1,103

Knife edge (K). Specify the surface type (5, 6).

Rectangular surfaces, short back, 2 short legs – 24" D



W x D x H (in)	W x D x H (mm)	Code	All Laminate (\$)	HPL Surfaces (\$)
<i>3" (75 mm) recessed short back. 2 grommets. Use 2 low storage units as support. Can accommodate 1 modular modesty panel.</i>				
<i>Top: 1" (25 mm)</i>				
<i>Legs: 1½" (38 mm)</i>				
72 x 24 x 7½	1800 x 600 x 191	N_NNN-RS2472C5	645	809
66 x 24 x 7½	1650 x 600 x 191	N_NNN-RS2466C5	623	782
60 x 24 x 7½	1500 x 600 x 191	N_NNN-RS2460C5	612	748
54 x 24 x 7½	1350 x 600 x 191	N_NNN-RS2454C5	600	721
48 x 24 x 7½	1200 x 600 x 191	N_NNN-RS2448C5	584	693

Smooth edge (N). Specify the surface type (1, 2).

Top and legs: 1½" (38 mm)

72 x 24 x 7½	1800 x 600 x 191	N_NNN-RS2472C5	683	842
66 x 24 x 7½	1650 x 600 x 191	N_NNN-RS2466C5	661	809
60 x 24 x 7½	1500 x 600 x 191	N_NNN-RS2460C5	645	782
54 x 24 x 7½	1350 x 600 x 191	N_NNN-RS2454C5	623	743
48 x 24 x 7½	1200 x 600 x 191	N_NNN-RS2448C5	607	716

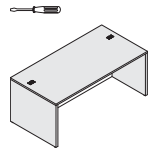
Smooth edge (N). Specify the surface type (5, 6).

Top and legs: 1½" (38 mm) with knife edge

72 x 24 x 7½	1800 x 600 x 191	N_KNN-RS2472C5	929	1,088
66 x 24 x 7½	1650 x 600 x 191	N_KNN-RS2466C5	906	1,055
60 x 24 x 7½	1500 x 600 x 191	N_KNN-RS2460C5	885	1,021
54 x 24 x 7½	1350 x 600 x 191	N_KNN-RS2454C5	869	989
48 x 24 x 7½	1200 x 600 x 191	N_KNN-RS2448C5	852	956

Knife edge (K). Specify the surface type (5, 6).

Rectangular desks, full modesty panel, 2 long legs – 36" D



W x D x H (in)	W x D x H (mm)	Code	All Laminate (\$)	HPL Surfaces (\$)
<i>9" (225 mm) recessed full-height modesty panel. 2 grommets. Can accommodate 1 or 2 pedestals NNN_-161820F or NNN_-MP161820F.</i>				
<i>Top: 1" (25 mm)</i>				
<i>Legs: 1½" (38 mm)</i>				
72 x 36 x 29½	1800 x 900 x 752	N_NN_-RT3672A	874	1,120
66 x 36 x 29½	1650 x 900 x 752	N_NN_-RT3666A	825	1,033
60 x 36 x 29½	1500 x 900 x 752	N_NN_-RT3660A	782	951

High-Gloss Black (B) or High-Gloss White (W) modesty panel finish option: add \$273.

Smooth edge (N). Specify the surface type (1, 2). Specify the modesty panel finish (B, W, N).

Top and legs: 1½" (38 mm)

72 x 36 x 29½	1800 x 900 x 752	N_NN_-RT3672A	961	1,202
66 x 36 x 29½	1650 x 900 x 752	N_NN_-RT3666A	901	1,103
60 x 36 x 29½	1500 x 900 x 752	N_NN_-RT3660A	836	1,010

Smooth edge (N). Specify the surface type (5, 6). Specify the modesty panel finish (B, W, N).

Top and legs: 1½" (38 mm) with knife edge

72 x 36 x 29½	1800 x 900 x 752	N_KN_-RT3672A	1,448	1,688
66 x 36 x 29½	1650 x 900 x 752	N_KN_-RT3666A	1,361	1,568
60 x 36 x 29½	1500 x 900 x 752	N_KN_-RT3660A	1,278	1,448

Knife edge (K). Specify the surface type (5, 6). Specify the modesty panel finish (B, W, N).

Rectangular desks, full modesty panel, 2 long legs – 30" D



W x D x H (in)	W x D x H (mm)	Code	All Laminate (\$)	HPL Surfaces (\$)
<i>6" (150 mm) recessed full-height modesty panel. 2 grommets. Can accommodate 1 or 2 pedestals NNN_-161820F or NNN_-MP161820F.</i>				
<i>Top: 1" (25 mm)</i>				
<i>Legs: 1½" (38 mm)</i>				
72 x 30 x 29½	1800 x 750 x 752	N_NN_-RT3072A	830	1,060
66 x 30 x 29½	1650 x 750 x 752	N_NN_-RT3066A	802	1,005
60 x 30 x 29½	1500 x 750 x 752	N_NN_-RT3060A	770	946

High-Gloss Black (B) or High-Gloss White (W) modesty panel finish option: add \$273.

Smooth edge (N). Specify the surface type (1, 2). Specify the modesty panel finish (B, W, N).

Top and legs: 1½" (38 mm)

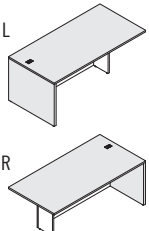
72 x 30 x 29½	1800 x 750 x 752	N_NN_-RT3072A	912	1,147
66 x 30 x 29½	1650 x 750 x 752	N_NN_-RT3066A	874	1,075
60 x 30 x 29½	1500 x 750 x 752	N_NN_-RT3060A	836	1,005

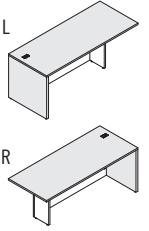
Smooth edge (N). Specify the surface type (5, 6). Specify the modesty panel finish (B, W, N).

Top and legs: 1½" (38 mm) with knife edge

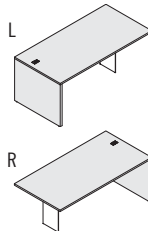
72 x 30 x 29½	1800 x 750 x 752	N_KN_-RT3072A	1,399	1,628
66 x 30 x 29½	1650 x 750 x 752	N_KN_-RT3066A	1,338	1,535
60 x 30 x 29½	1500 x 750 x 752	N_KN_-RT3060A	1,273	1,448

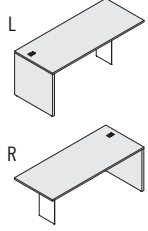
Knife edge (K). Specify the surface type (5, 6). Specify the modesty panel finish (B, W, N).

	W x D x H (in)	W x D x H (mm)	Code	All Laminate (\$)	HPL Surfaces (\$)
Rectangular desks, full modesty panel, meeting space – 36" D 	<i>9" (225 mm) recessed full-height modesty panel. Meeting space. 1 grommet. Can accommodate 1 pedestal NNN__-161820F or NNN__-MP161820F.</i> Top: 1" (25 mm) Exterior leg: 1½" (38 mm) Recessed leg: 1" (25 mm)				
	78 x 36 x 29½	1950 x 900 x 752	N_N__-RTM3678	797	1,055
	72 x 36 x 29½	1800 x 900 x 752	N_N__-RTM3672	770	1,016
	66 x 36 x 29½	1650 x 900 x 752	N_N__-RTM3666	748	973
	60 x 36 x 29½	1500 x 900 x 752	N_N__-RTM3660	727	934
Smooth edge (N). Specify the surface type (1, 2). Choose left or right (L, R). Specify the modesty panel finish (B, W, N).	Top and exterior leg: 1½" (38 mm) Recessed leg: 1" (25 mm)				
	78 x 36 x 29½	1950 x 900 x 752	N_N__-RTM3678	891	1,158
	72 x 36 x 29½	1800 x 900 x 752	N_N__-RTM3672	863	1,103
	66 x 36 x 29½	1650 x 900 x 752	N_N__-RTM3666	830	1,049
	60 x 36 x 29½	1500 x 900 x 752	N_N__-RTM3660	802	1,005
Smooth edge (N). Specify the surface type (5, 6). Choose left or right (L, R). Specify the modesty panel finish (B, W, N).	Top and exterior leg: 1½" (38 mm) with knife edge Recessed leg: 1" (25 mm)				
	78 x 36 x 29½	1950 x 900 x 752	N_K__-RTM3678	1,344	1,607
	72 x 36 x 29½	1800 x 900 x 752	N_K__-RTM3672	1,295	1,530
	66 x 36 x 29½	1650 x 900 x 752	N_K__-RTM3666	1,240	1,458
	60 x 36 x 29½	1500 x 900 x 752	N_K__-RTM3660	1,186	1,387
Knife edge (K). Specify the surface type (5, 6). Choose left or right (L, R). Specify the modesty panel finish (B, W, N).	Top and exterior leg: 1½" (38 mm) with knife edge Recessed leg: 1" (25 mm)				
	78 x 36 x 29½	1950 x 900 x 752	N_K__-RTM3678	1,344	1,607
	72 x 36 x 29½	1800 x 900 x 752	N_K__-RTM3672	1,295	1,530
	66 x 36 x 29½	1650 x 900 x 752	N_K__-RTM3666	1,240	1,458
	60 x 36 x 29½	1500 x 900 x 752	N_K__-RTM3660	1,186	1,387

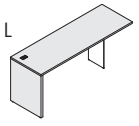
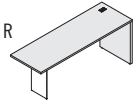
	W x D x H (in)	W x D x H (mm)	Code	All Laminate (\$)	HPL Surfaces (\$)
Rectangular desks, full modesty panel, meeting space – 30" D 	<i>6" (150 mm) recessed full-height modesty panel. Meeting space. 1 grommet. Can accommodate 1 pedestal NNN__-161820F or NNN__-MP161820F.</i> Top: 1" (25 mm) Exterior leg: 1½" (38 mm) Recessed leg: 1" (25 mm)				
	78 x 30 x 29½	1950 x 750 x 752	N_N__-RTM3078	754	966
	72 x 30 x 29½	1800 x 750 x 752	N_N__-RTM3072	732	934
	66 x 30 x 29½	1650 x 750 x 752	N_N__-RTM3066	711	896
	60 x 30 x 29½	1500 x 750 x 752	N_N__-RTM3060	688	863
Smooth edge (N). Specify the surface type (1, 2). Choose left or right (L, R). Specify the modesty panel finish (B, W, N).	Top and exterior legs: 1½" (38 mm) Recessed leg: 1" (25 mm)				
	78 x 30 x 29½	1950 x 750 x 752	N_N__-RTM3078	825	1,043
	72 x 30 x 29½	1800 x 750 x 752	N_N__-RTM3072	802	1,005
	66 x 30 x 29½	1650 x 750 x 752	N_N__-RTM3066	782	961
	60 x 30 x 29½	1500 x 750 x 752	N_N__-RTM3060	748	912
Smooth edge (N). Specify the surface type (5, 6). Choose left or right (L, R). Specify the modesty panel finish (B, W, N).	Top and exterior legs: 1½" (38 mm) with knife edge Recessed leg: 1" (25 mm)				
	78 x 30 x 29½	1950 x 750 x 752	N_K__-RTM3078	1,278	1,503
	72 x 30 x 29½	1800 x 750 x 752	N_K__-RTM3072	1,235	1,431
	66 x 30 x 29½	1650 x 750 x 752	N_K__-RTM3066	1,186	1,371
	60 x 30 x 29½	1500 x 750 x 752	N_K__-RTM3060	1,137	1,306
Knife edge (K). Specify the surface type (5, 6). Choose left or right (L, R). Specify the modesty panel finish (B, W, N).	Top and exterior legs: 1½" (38 mm) with knife edge Recessed leg: 1" (25 mm)				
	78 x 30 x 29½	1950 x 750 x 752	N_K__-RTM3078	1,278	1,503
	72 x 30 x 29½	1800 x 750 x 752	N_K__-RTM3072	1,235	1,431
	66 x 30 x 29½	1650 x 750 x 752	N_K__-RTM3066	1,186	1,371
	60 x 30 x 29½	1500 x 750 x 752	N_K__-RTM3060	1,137	1,306

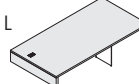
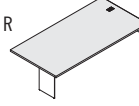
High-Gloss Black (B) or High-Gloss White (W) modesty panel finish option: add \$218.

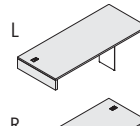
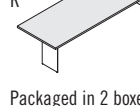
	W x D x H (in)	W x D x H (mm)	Code	All Laminate (\$)	HPL Surfaces (\$)
Rectangular desks, short back, 1 long and 1 metal leg, meeting space – 36" D 	<i>9" (225 mm) recessed short back. Meeting space. 1 grommet. 1 metal leg. Can accommodate 1 low storage unit and 1 modular modesty panel. Must be attached to another surface.</i> Top: 1" (25 mm) Leg: 1½" (38 mm)				
	78 x 36 x 29½	1950 x 900 x 752	N_N_N-RT3678PA5	1,321	1,579
	72 x 36 x 29½	1800 x 900 x 752	N_N_N-RT3672PA5	1,301	1,546
	66 x 36 x 29½	1650 x 900 x 752	N_N_N-RT3666PA5	1,278	1,503
	60 x 36 x 29½	1500 x 900 x 752	N_N_N-RT3660PA5	1,262	1,465
Smooth edge (N). Specify the surface type (1, 2). Choose left or right (L, R).	Top and leg: 1½" (38 mm)				
	78 x 36 x 29½	1950 x 900 x 752	N_N_N-RT3678PA5	1,399	1,656
	72 x 36 x 29½	1800 x 900 x 752	N_N_N-RT3672PA5	1,376	1,612
	66 x 36 x 29½	1650 x 900 x 752	N_N_N-RT3666PA5	1,344	1,568
	60 x 36 x 29½	1500 x 900 x 752	N_N_N-RT3660PA5	1,321	1,524
Smooth edge (N). Specify the surface type (5, 6). Choose left or right (L, R).	Top and leg: 1½" (38 mm) with knife edge				
	78 x 36 x 29½	1950 x 900 x 752	N_K_N-RT3678PA5	1,589	1,852
	72 x 36 x 29½	1800 x 900 x 752	N_K_N-RT3672PA5	1,563	1,803
	66 x 36 x 29½	1650 x 900 x 752	N_K_N-RT3666PA5	1,540	1,758
	60 x 36 x 29½	1500 x 900 x 752	N_K_N-RT3660PA5	1,508	1,711
Knife edge (K). Specify the surface type (5, 6). Choose left or right (L, R).	Top and leg: 1½" (38 mm) with knife edge				
	78 x 36 x 29½	1950 x 900 x 752	N_K_N-RT3678PA5	1,589	1,852
	72 x 36 x 29½	1800 x 900 x 752	N_K_N-RT3672PA5	1,563	1,803
	66 x 36 x 29½	1650 x 900 x 752	N_K_N-RT3666PA5	1,540	1,758
	60 x 36 x 29½	1500 x 900 x 752	N_K_N-RT3660PA5	1,508	1,711

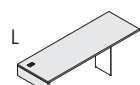
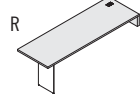
	W x D x H (in)	W x D x H (mm)	Code	All Laminate (\$)	HPL Surfaces (\$)
Rectangular desks, short back, 1 long and 1 metal leg, meeting space – 30" D 	<i>6" (150 mm) recessed short back. Meeting space. 1 grommet. 1 metal leg. Can accommodate 1 low storage unit and 1 modular modesty panel. Must be attached to another surface.</i> Top: 1" (25 mm) Leg: 1½" (38 mm)				
	78 x 30 x 29½	1950 x 750 x 752	N_N_N-RT3078PA5	1,273	1,458
	72 x 30 x 29½	1800 x 750 x 752	N_N_N-RT3072PA5	1,257	1,420
	66 x 30 x 29½	1650 x 750 x 752	N_N_N-RT3066PA5	1,240	1,387
	60 x 30 x 29½	1500 x 750 x 752	N_N_N-RT3060PA5	1,224	1,333
Smooth edge (N). Specify the surface type (1, 2). Choose left or right (L, R).	Top and leg: 1½" (38 mm)				
	78 x 30 x 29½	1950 x 750 x 752	N_N_N-RT3078PA5	1,333	1,557
	72 x 30 x 29½	1800 x 750 x 752	N_N_N-RT3072PA5	1,316	1,519
	66 x 30 x 29½	1650 x 750 x 752	N_N_N-RT3066PA5	1,295	1,480
	60 x 30 x 29½	1500 x 750 x 752	N_N_N-RT3060PA5	1,267	1,448
Smooth edge (N). Specify the surface type (5, 6). Choose left or right (L, R).	Top and leg: 1½" (38 mm) with knife edge				
	78 x 30 x 29½	1950 x 750 x 752	N_K_N-RT3078PA5	1,530	1,748
	72 x 30 x 29½	1800 x 750 x 752	N_K_N-RT3072PA5	1,503	1,711
	66 x 30 x 29½	1650 x 750 x 752	N_K_N-RT3066PA5	1,480	1,677
	60 x 30 x 29½	1500 x 750 x 752	N_K_N-RT3060PA5	1,465	1,639
Knife edge (K). Specify the surface type (5, 6). Choose left or right (L, R).	Top and leg: 1½" (38 mm) with knife edge				
	78 x 30 x 29½	1950 x 750 x 752	N_K_N-RT3078PA5	1,530	1,748
	72 x 30 x 29½	1800 x 750 x 752	N_K_N-RT3072PA5	1,503	1,711
	66 x 30 x 29½	1650 x 750 x 752	N_K_N-RT3066PA5	1,480	1,677
	60 x 30 x 29½	1500 x 750 x 752	N_K_N-RT3060PA5	1,465	1,639

High-Gloss Black (B) or High-Gloss White (W) modesty panel finish option: add \$218.

	W x D x H (in)	W x D x H (mm)	Code	All Laminate (\$)	HPL Surfaces (\$)
Rectangular desks, short back, 1 long and 1 metal leg, meeting space – 24" D	<i>3" (75 mm) recessed short back. Meeting space. 1 grommet. 1 metal leg. Can accommodate 1 low storage unit and 1 modular modesty panel. Must be attached to another surface. Top: 1" (25 mm) Leg: 1½" (38 mm)</i>				
	78 x 24 x 29½	1950 x 600 x 752	N_N_N-RT2478PA5	1,224	1,399
	72 x 24 x 29½	1800 x 600 x 752	N_N_N-RT2472PA5	1,207	1,371
	66 x 24 x 29½	1650 x 600 x 752	N_N_N-RT2466PA5	1,192	1,344
	60 x 24 x 29½	1500 x 600 x 752	N_N_N-RT2460PA5	1,179	1,316
	Smooth edge (N). Specify the surface type (1, 2). Choose left or right (L, R).				
<i>Top and leg: 1½" (38 mm)</i>					
	78 x 24 x 29½	1950 x 600 x 752	N_N_N-RT2478PA5	1,267	1,448
	72 x 24 x 29½	1800 x 600 x 752	N_N_N-RT2472PA5	1,251	1,410
	66 x 24 x 29½	1650 x 600 x 752	N_N_N-RT2466PA5	1,235	1,382
	60 x 24 x 29½	1500 x 600 x 752	N_N_N-RT2460PA5	1,212	1,349
Smooth edge (N). Specify the surface type (5, 6). Choose left or right (L, R).					
<i>Top and leg: 1½" (38 mm) with knife edge</i>					
	78 x 24 x 29½	1950 x 600 x 752	N_K_N-RT2478PA5	1,465	1,634
	72 x 24 x 29½	1800 x 600 x 752	N_K_N-RT2472PA5	1,448	1,607
	66 x 24 x 29½	1650 x 600 x 752	N_K_N-RT2466PA5	1,426	1,574
	60 x 24 x 29½	1500 x 600 x 752	N_K_N-RT2460PA5	1,410	1,540
Knife edge (K). Specify the surface type (5, 6). Choose left or right (L, R).					

	W x D x H (in)	W x D x H (mm)	Code	All Laminate (\$)	HPL Surfaces (\$)
Rectangular surfaces, short back, 1 short and 1 metal leg, meeting space – 36" D	<i>9" (225 mm) recessed short back. Meeting space. 1 grommet. Must use 1 low storage unit as support. Can accommodate 1 modular modesty panel. Top: 1" (25 mm) Leg: 1½" (38 mm)</i>				
	84 x 36 x 29½	2100 x 900 x 752	N_N_N-RS3684PB5	1,355	1,639
	78 x 36 x 29½	1950 x 900 x 752	N_N_N-RS3678PB5	1,240	1,503
	72 x 36 x 29½	1800 x 900 x 752	N_N_N-RS3672PB5	1,224	1,465
	66 x 36 x 29½	1650 x 900 x 752	N_N_N-RS3666PB5	1,197	1,420
	60 x 36 x 29½	1500 x 900 x 752	N_N_N-RS3660PB5	1,179	1,387
	Smooth edge (N). Specify the surface type (1, 2). Choose left or right (L, R).				
<i>Top and leg: 1½" (38 mm)</i>					
	84 x 36 x 29½	2100 x 900 x 752	N_N_N-RS3684PB5	1,453	1,721
	78 x 36 x 29½	1950 x 900 x 752	N_N_N-RS3678PB5	1,321	1,579
	72 x 36 x 29½	1800 x 900 x 752	N_N_N-RS3672PB5	1,301	1,535
	66 x 36 x 29½	1650 x 900 x 752	N_N_N-RS3666PB5	1,267	1,485
	60 x 36 x 29½	1500 x 900 x 752	N_N_N-RS3660PB5	1,246	1,442
Smooth edge (N). Specify the surface type (5, 6). Choose left or right (L, R).					
<i>Top and leg: 1½" (38 mm) with knife edge</i>					
	84 x 36 x 29½	2100 x 900 x 752	N_K_N-RS3684PB5	1,716	1,989
	78 x 36 x 29½	1950 x 900 x 752	N_K_N-RS3678PB5	1,519	1,771
	72 x 36 x 29½	1800 x 900 x 752	N_K_N-RS3672PB5	1,485	1,721
	66 x 36 x 29½	1650 x 900 x 752	N_K_N-RS3666PB5	1,465	1,683
	60 x 36 x 29½	1500 x 900 x 752	N_K_N-RS3660PB5	1,431	1,634
Knife edge (K). Specify the surface type (5, 6). Choose left or right (L, R).					

	W x D x H (in)	W x D x H (mm)	Code	All Laminate (\$)	HPL Surfaces (\$)
Rectangular surfaces, short back, 1 short and 1 metal leg, meeting space – 30" D	<i>6" (150 mm) recessed short back. Meeting space. 1 grommet. Must use 1 low storage unit as support. Can accommodate 1 modular modesty panel. Top: 1" (25 mm) Leg: 1½" (38 mm)</i>				
	84 x 30 x 29½	2100 x 750 x 752	N_N_N-RS3084PB5	1,321	1,557
	78 x 30 x 29½	1950 x 750 x 752	N_N_N-RS3078PB5	1,202	1,426
	72 x 30 x 29½	1800 x 750 x 752	N_N_N-RS3072PB5	1,186	1,394
	66 x 30 x 29½	1650 x 750 x 752	N_N_N-RS3066PB5	1,169	1,355
	60 x 30 x 29½	1500 x 750 x 752	N_N_N-RS3060PB5	1,153	1,321
	Smooth edge (N). Specify the surface type (1, 2). Choose left or right (L, R).				
<i>Top and leg: 1½" (38 mm)</i>					
	84 x 30 x 29½	2100 x 750 x 752	N_N_N-RS3084PB5	1,415	1,622
	78 x 30 x 29½	1950 x 750 x 752	N_N_N-RS3078PB5	1,283	1,485
	72 x 30 x 29½	1800 x 750 x 752	N_N_N-RS3072PB5	1,257	1,448
	66 x 30 x 29½	1650 x 750 x 752	N_N_N-RS3066PB5	1,229	1,410
	60 x 30 x 29½	1500 x 750 x 752	N_N_N-RS3060PB5	1,202	1,371
Smooth edge (N). Specify the surface type (5, 6). Choose left or right (L, R).					
<i>Top and leg: 1½" (38 mm) with knife edge</i>					
	84 x 30 x 29½	2100 x 750 x 752	N_K_N-RS3084PB5	1,683	1,890
	78 x 30 x 29½	1950 x 750 x 752	N_K_N-RS3078PB5	1,480	1,677
	72 x 30 x 29½	1800 x 750 x 752	N_K_N-RS3072PB5	1,453	1,639
	66 x 30 x 29½	1650 x 750 x 752	N_K_N-RS3066PB5	1,420	1,601
	60 x 30 x 29½	1500 x 750 x 752	N_K_N-RS3060PB5	1,394	1,557
Knife edge (K). Specify the surface type (5, 6). Choose left or right (L, R).					

	W x D x H (in)	W x D x H (mm)	Code	All Laminate (\$)	HPL Surfaces (\$)
Rectangular surfaces, short back, 1 short and 1 metal leg, meeting space – 24" D	<i>3" (75 mm) recessed short back. Meeting space. 1 grommet. Must use 1 low storage unit as support. Can accommodate 1 modular modesty panel. Top: 1" (25 mm) Leg: 1½" (38 mm)</i>				
	78 x 24 x 29½	1950 x 600 x 752	N_N_N-RS2478PB5	1,169	1,344
	72 x 24 x 29½	1800 x 600 x 752	N_N_N-RS2472PB5	1,153	1,316
	66 x 24 x 29½	1650 x 600 x 752	N_N_N-RS2466PB5	1,137	1,283
	60 x 24 x 29½	1500 x 600 x 752	N_N_N-RS2460PB5	1,120	1,257
	Smooth edge (N). Specify the surface type (1, 2). Choose left or right (L, R).				
<i>Top and leg: 1½" (38 mm)</i>					
	78 x 24 x 29½	1950 x 600 x 752	N_N_N-RS2478PB5	1,212	1,387
	72 x 24 x 29½	1800 x 600 x 752	N_N_N-RS2472PB5	1,197	1,355
	66 x 24 x 29½	1650 x 600 x 752	N_N_N-RS2466PB5	1,179	1,328
	60 x 24 x 29½	1500 x 600 x 752	N_N_N-RS2460PB5	1,164	1,295
Smooth edge (N). Specify the surface type (5, 6). Choose left or right (L, R).					
<i>Top and leg: 1½" (38 mm) with knife edge</i>					
	78 x 24 x 29½	1950 x 600 x 752	N_K_N-RS2478PB5	1,404	1,579
	72 x 24 x 29½	1800 x 600 x 752	N_K_N-RS2472PB5	1,387	1,546
	66 x 24 x 29½	1650 x 600 x 752	N_K_N-RS2466PB5	1,371	1,519
	60 x 24 x 29½	1500 x 600 x 752	N_K_N-RS2460PB5	1,349	1,485
Knife edge (K). Specify the surface type (5, 6). Choose left or right (L, R).					

Adjustable rectangular desks, half-height modesty panel, meeting space – 36" D

W x D x H (in)	W x D x H (mm)	Code	All Laminate (\$)	HPL Surfaces (\$)
<i>9" (225 mm) recessed half-height modesty panel. Meeting space. 1 grommet. Adjustable from 27" (701 mm) to 33" (828 mm) in 1" (25 mm) increments. Can accommodate 1 pedestal NNN_-161820F or NNN_-MP161820F. Top: 1" (25 mm)</i>				
72 x 36 x 27-33	1800 x 900 x 701-828	N_N_N-IRT3672	984	1,212
66 x 36 x 27-33	1650 x 900 x 701-828	N_N_N-IRT3666	961	1,179
60 x 36 x 27-33	1500 x 900 x 701-828	N_N_N-IRT3660	946	1,137

Smooth edge (N). Specify the surface type (1, 2). Choose left or right (L, R).

Top: 1½" (38 mm)

72 x 36 x 27-33	1800 x 900 x 701-828	N_N_N-IRT3672	1,075	1,295
66 x 36 x 27-33	1650 x 900 x 701-828	N_N_N-IRT3666	1,043	1,246
60 x 36 x 27-33	1500 x 900 x 701-828	N_N_N-IRT3660	1,016	1,202

Top: 1½" (38 mm) with knife edge on 3 sides

72 x 36 x 27-33	1800 x 900 x 701-828	N_K_N-IRT3672	1,453	1,677
66 x 36 x 27-33	1650 x 900 x 701-828	N_K_N-IRT3666	1,420	1,628
60 x 36 x 27-33	1500 x 900 x 701-828	N_K_N-IRT3660	1,399	1,579

Knife edge (K). Specify the surface type (5, 6). Choose left or right (L, R).

Adjustable rectangular desks, half-height modesty panel, meeting space – 30" D

W x D x H (in)	W x D x H (mm)	Code	All Laminate (\$)	HPL Surfaces (\$)
<i>6" (150 mm) recessed half-height modesty panel. Meeting space. 1 grommet. Adjustable from 27" (701 mm) to 33" (828 mm) in 1" (25 mm) increments. Can accommodate 1 pedestal NNN_-161820F or NNN_-MP161820F. Top: 1" (25 mm)</i>				
72 x 30 x 27-33	1800 x 750 x 701-828	N_N_N-IRT3072	946	1,137
66 x 30 x 27-33	1650 x 750 x 701-828	N_N_N-IRT3066	929	1,103
60 x 30 x 27-33	1500 x 750 x 701-828	N_N_N-IRT3060	906	1,075

Smooth edge (N). Specify the surface type (1, 2). Choose left or right (L, R).

Top: 1½" (38 mm)

72 x 30 x 27-33	1800 x 750 x 701-828	N_N_N-IRT3072	1,021	1,202
66 x 30 x 27-33	1650 x 750 x 701-828	N_N_N-IRT3066	1,000	1,164
60 x 30 x 27-33	1500 x 750 x 701-828	N_N_N-IRT3060	966	1,125

Top: 1½" (38 mm) with knife edge on 3 sides

72 x 30 x 27-33	1800 x 750 x 701-828	N_K_N-IRT3072	1,399	1,579
66 x 30 x 27-33	1650 x 750 x 701-828	N_K_N-IRT3066	1,376	1,546
60 x 30 x 27-33	1500 x 750 x 701-828	N_K_N-IRT3060	1,349	1,503

Knife edge (K). Specify the surface type (5, 6). Choose left or right (L, R).

Adjustable rectangular surfaces, half-height modesty panel, meeting space – 36" D

W x D x H (in)	W x D x H (mm)	Code	All Laminate (\$)	HPL Surfaces (\$)
<i>9" (225 mm) recessed half-height modesty panel. Meeting space. 1 grommet. Adjustable from 27" (701 mm) to 33" (828 mm) in 1" (25 mm) increments. Must use 1 low storage unit as support. Top: 1" (25 mm)</i>				
72 x 36 x 27-33	1800 x 900 x 701-828	N_N_N-IRS3672	934	1,164
66 x 36 x 27-33	1650 x 900 x 701-828	N_N_N-IRS3666	906	1,120
60 x 36 x 27-33	1500 x 900 x 701-828	N_N_N-IRS3660	891	1,088

Smooth edge (N). Specify the surface type (1, 2). Choose left or right (L, R).

Top: 1½" (38 mm)

72 x 36 x 27-33	1800 x 900 x 701-828	N_N_N-IRS3672	1,016	1,240
66 x 36 x 27-33	1650 x 900 x 701-828	N_N_N-IRS3666	989	1,197
60 x 36 x 27-33	1500 x 900 x 701-828	N_N_N-IRS3660	961	1,153

Top: 1½" (38 mm) with knife edge on 3 sides

72 x 36 x 27-33	1800 x 900 x 701-828	N_K_N-IRS3672	1,387	1,607
66 x 36 x 27-33	1650 x 900 x 701-828	N_K_N-IRS3666	1,355	1,563
60 x 36 x 27-33	1500 x 900 x 701-828	N_K_N-IRS3660	1,328	1,524

Knife edge (K). Specify the surface type (5, 6). Choose left or right (L, R).

Adjustable rectangular surfaces, half-height modesty panel, meeting space – 30" D

W x D x H (in)	W x D x H (mm)	Code	All Laminate (\$)	HPL Surfaces (\$)
<i>Half-height 6" (150 mm) recessed modesty panel. Meeting space. 1 grommet. Adjustable from 27" (701 mm) to 33" (828 mm) in 1" (25 mm) increments. Must use 1 low storage unit as support. Top: 1" (25 mm)</i>				
72 x 30 x 27-33	1800 x 750 x 701-828	N_N_N-IRS3072	896	1,093
66 x 30 x 27-33	1650 x 750 x 701-828	N_N_N-IRS3066	880	1,055
60 x 30 x 27-33	1500 x 750 x 701-828	N_N_N-IRS3060	863	1,028

Smooth edge (N). Specify the surface type (1, 2). Choose left or right (L, R).

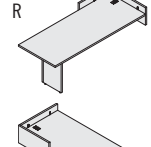
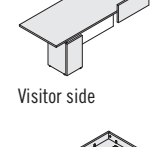
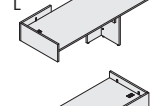
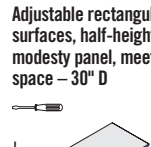
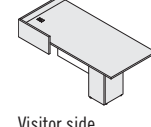
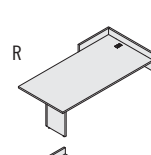
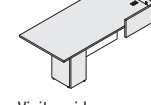
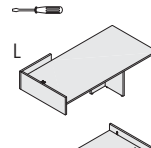
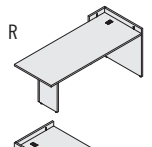
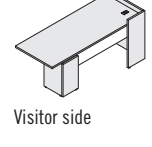
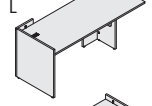
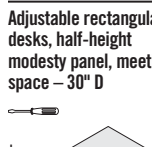
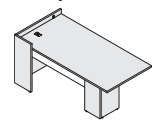
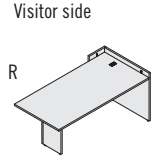
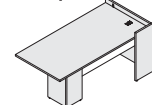
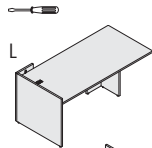
Top: 1½" (38 mm)

72 x 30 x 27-33	1800 x 750 x 701-828	N_N_N-IRS3072	973	1,158
66 x 30 x 27-33	1650 x 750 x 701-828	N_N_N-IRS3066	951	1,114
60 x 30 x 27-33	1500 x 750 x 701-828	N_N_N-IRS3060	918	1,083

Top: 1½" (38 mm) with knife edge on 3 sides

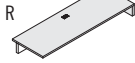
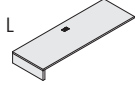
72 x 30 x 27-33	1800 x 750 x 701-828	N_K_N-IRS3072	1,338	1,524
66 x 30 x 27-33	1650 x 750 x 701-828	N_K_N-IRS3066	1,316	1,480
60 x 30 x 27-33	1500 x 750 x 701-828	N_K_N-IRS3060	1,295	1,448

Knife edge (K). Specify the surface type (5, 6). Choose left or right (L, R).



RETURNS

Rectangular returns, short back, 1 short leg – 24" D



W x D x H (in)	W x D x H (mm)	Code	All Laminate (\$)	HPL Surfaces (\$)
<i>3" (75 mm) recessed short back. 1 grommet. Must use 1 low storage unit as support and must be attached to another surface. Can accommodate 1 modular modesty panel.</i>				
<i>Top: 1" (25 mm)</i>				
<i>Leg: 1½" (38 mm)</i>				
72 x 24 x 7½	1800 x 600 x 191	N_N-N-R2472B5	536	688
66 x 24 x 7½	1650 x 600 x 191	N_N-N-R2466B5	519	661
60 x 24 x 7½	1500 x 600 x 191	N_N-N-R2460B5	503	639
54 x 24 x 7½	1350 x 600 x 191	N_N-N-R2454B5	491	607
48 x 24 x 7½	1200 x 600 x 191	N_N-N-R2448B5	470	579

Smooth edge (N). Specify the surface type (1, 2). Choose left or right (L, R).

Top and leg: 1½" (38 mm)

72 x 24 x 7½	1800 x 600 x 191	N_N-N-R2472B5	574	727
66 x 24 x 7½	1650 x 600 x 191	N_N-N-R2466B5	557	693
60 x 24 x 7½	1500 x 600 x 191	N_N-N-R2460B5	536	661
54 x 24 x 7½	1350 x 600 x 191	N_N-N-R2454B5	519	633
48 x 24 x 7½	1200 x 600 x 191	N_N-N-R2448B5	503	600

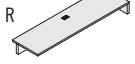
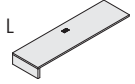
Smooth edge (N). Specify the surface type (5, 6). Choose left or right (L, R).

Top and leg: 1½" (38 mm) with knife edge

72 x 24 x 7½	1800 x 600 x 191	N_K-N-R2472B5	748	901
66 x 24 x 7½	1650 x 600 x 191	N_K-N-R2466B5	732	874
60 x 24 x 7½	1500 x 600 x 191	N_K-N-R2460B5	716	842
54 x 24 x 7½	1350 x 600 x 191	N_K-N-R2454B5	693	809
48 x 24 x 7½	1200 x 600 x 191	N_K-N-R2448B5	678	782

Knife edge (K). Specify the surface type (5, 6). Choose left or right (L, R).

Rectangular returns, short back, 1 short leg – 20" D



W x D x H (in)	W x D x H (mm)	Code	All Laminate (\$)	HPL Surfaces (\$)
<i>3" (75 mm) recessed short back. 1 grommet. Must use 1 low storage unit as support and must be attached to another surface. Can accommodate 1 modular modesty panel.</i>				
<i>Top: 1" (25 mm)</i>				
<i>Leg: 1½" (38 mm)</i>				
72 x 20 x 7½	1800 x 500 x 191	N_N-N-R2072B5	519	655
66 x 20 x 7½	1650 x 500 x 191	N_N-N-R2066B5	509	633
60 x 20 x 7½	1500 x 500 x 191	N_N-N-R2060B5	496	607
54 x 20 x 7½	1350 x 500 x 191	N_N-N-R2054B5	475	579
48 x 20 x 7½	1200 x 500 x 191	N_N-N-R2048B5	465	557

Smooth edge (N). Specify the surface type (1, 2). Choose left or right (L, R).

Top and leg: 1½" (38 mm)

72 x 20 x 7½	1800 x 500 x 191	N_N-N-R2072B5	557	683
66 x 20 x 7½	1650 x 500 x 191	N_N-N-R2066B5	536	655
60 x 20 x 7½	1500 x 500 x 191	N_N-N-R2060B5	519	633
54 x 20 x 7½	1350 x 500 x 191	N_N-N-R2054B5	503	600
48 x 20 x 7½	1200 x 500 x 191	N_N-N-R2048B5	486	574

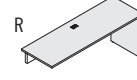
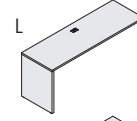
Smooth edge (N). Specify the surface type (5, 6). Choose left or right (L, R).

Top and leg: 1½" (38 mm) with knife edge

72 x 20 x 7½	1800 x 500 x 191	N_K-N-R2072B5	732	863
66 x 20 x 7½	1650 x 500 x 191	N_K-N-R2066B5	716	830
60 x 20 x 7½	1500 x 500 x 191	N_K-N-R2060B5	693	809
54 x 20 x 7½	1350 x 500 x 191	N_K-N-R2054B5	678	782
48 x 20 x 7½	1200 x 500 x 191	N_K-N-R2048B5	661	748

Knife edge (K). Specify the surface type (5, 6). Choose left or right (L, R).

Rectangular returns, short back, 1 long leg – 24" D



W x D x H (in)	W x D x H (mm)	Code	All Laminate (\$)	HPL Surfaces (\$)
<i>3" (75 mm) recessed short back. 1 grommet. Can accommodate 1 low storage unit and must be attached to another surface. Can accommodate 1 modular modesty panel.</i>				
<i>Top: 1" (25 mm)</i>				
<i>Leg: 1½" (38 mm)</i>				
72 x 24 x 29½	1800 x 600 x 752	N_N-N-R2472A5	607	765
66 x 24 x 29½	1650 x 600 x 752	N_N-N-R2466A5	590	737
60 x 24 x 29½	1500 x 600 x 752	N_N-N-R2460A5	574	716
54 x 24 x 29½	1350 x 600 x 752	N_N-N-R2454A5	563	683
48 x 24 x 29½	1200 x 600 x 752	N_N-N-R2448A5	541	655

Smooth edge (N). Specify the surface type (1, 2). Choose left or right (L, R).

Top and leg: 1½" (38 mm)

72 x 24 x 29½	1800 x 600 x 752	N_N-N-R2472A5	650	809
66 x 24 x 29½	1650 x 600 x 752	N_N-N-R2466A5	633	782
60 x 24 x 29½	1500 x 600 x 752	N_N-N-R2460A5	607	743
54 x 24 x 29½	1350 x 600 x 752	N_N-N-R2454A5	590	716
48 x 24 x 29½	1200 x 600 x 752	N_N-N-R2448A5	574	678

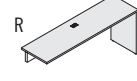
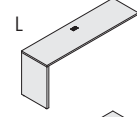
Smooth edge (N). Specify the surface type (5, 6). Choose left or right (L, R).

Top and leg: 1½" (38 mm) with knife edge

72 x 24 x 29½	1800 x 600 x 752	N_K-N-R2472A5	825	984
66 x 24 x 29½	1650 x 600 x 752	N_K-N-R2466A5	809	956
60 x 24 x 29½	1500 x 600 x 752	N_K-N-R2460A5	792	929
54 x 24 x 29½	1350 x 600 x 752	N_K-N-R2454A5	765	891
48 x 24 x 29½	1200 x 600 x 752	N_K-N-R2448A5	748	863

Knife edge (K). Specify the surface type (5, 6). Choose left or right (L, R).

Rectangular returns, short back, 1 long leg – 20" D



W x D x H (in)	W x D x H (mm)	Code	All Laminate (\$)	HPL Surfaces (\$)
<i>3" (75 mm) recessed short back. 1 grommet. Can accommodate 1 low storage unit and must be attached to another surface. Can accommodate 1 modular modesty panel.</i>				
<i>Top: 1" (25 mm)</i>				
<i>Leg: 1½" (38 mm)</i>				
72 x 20 x 29½	1800 x 500 x 752	N_N-N-R2072A5	590	727
66 x 20 x 29½	1650 x 500 x 752	N_N-N-R2066A5	574	693
60 x 20 x 29½	1500 x 500 x 752	N_N-N-R2060A5	563	673
54 x 20 x 29½	1350 x 500 x 752	N_N-N-R2054A5	541	645
48 x 20 x 29½	1200 x 500 x 752	N_N-N-R2048A5	529	618

Smooth edge (N). Specify the surface type (1, 2). Choose left or right (L, R).

Top and leg: 1½" (38 mm)

72 x 20 x 29½	1800 x 500 x 752	N_N-N-R2072A5	618	754
66 x 20 x 29½	1650 x 500 x 752	N_N-N-R2066A5	600	727
60 x 20 x 29½	1500 x 500 x 752	N_N-N-R2060A5	584	693
54 x 20 x 29½	1350 x 500 x 752	N_N-N-R2054A5	569	666
48 x 20 x 29½	1200 x 500 x 752	N_N-N-R2048A5	546	645

Smooth edge (N). Specify the surface type (5, 6). Choose left or right (L, R).

Top and leg: 1½" (38 mm) with knife edge

72 x 20 x 29½	1800 x 500 x 752	N_K-N-R2072A5	797	934
66 x 20 x 29½	1650 x 500 x 752	N_K-N-R2066A5	782	901
60 x 20 x 29½	1500 x 500 x 752	N_K-N-R2060A5	759	874
54 x 20 x 29½	1350 x 500 x 752	N_K-N-R2054A5	743	852
48 x 20 x 29½	1200 x 500 x 752	N_K-N-R2048A5	732	820

Knife edge (K). Specify the surface type (5, 6). Choose left or right (L, R).

	W x D x H (in)	W x D x H (mm)	Code	All Laminate (\$)	HPL Surfaces (\$)
STORAGE					
Low storage units with drawers – 21" H					
<i>1 box drawer and 1 file drawer with soft-close. No soft-close mechanism on 24" (600 mm) wide file drawer. Suspension bar. Pencil tray. Lock. Can accommodate 1 cushion: refer to page 57.</i>					
L	24 x 36 x 21	600 x 919 x 561	N_N_-F362421	1,229	1,295
	16 x 36 x 21	409 x 919 x 561	N_N_-F361621	1,131	1,192
	24 x 30 x 21	600 x 769 x 561	N_N_-F302421	1,192	1,257
R	16 x 30 x 21	409 x 769 x 561	N_N_-F301621	1,109	1,158
	24 x 24 x 21	600 x 619 x 561	N_N_-F242421	1,164	1,207
	16 x 24 x 21	409 x 619 x 561	N_N_-F241621	1,103	1,137

High-Gloss Black (B) or High-Gloss White (W) front finish option: add \$55.

Low storage units with drawers – 21" H					
<i>1 box drawer with soft-close and 1 file drawer with suspension bar. Pencil tray. Lock. Can accommodate 1 cushion: refer to page 57.</i>					
L	36 x 36 x 21	900 x 919 x 561	N_N_-UL363621	1,355	1,458
	30 x 36 x 21	750 x 919 x 561	N_N_-UL363021	1,283	1,382
	36 x 30 x 21	900 x 769 x 561	N_N_-UL303621	1,301	1,394
	30 x 30 x 21	750 x 769 x 561	N_N_-UL303021	1,240	1,321
R	36 x 24 x 21	900 x 619 x 561	N_N_-UL243621	1,251	1,333
	30 x 24 x 21	750 x 619 x 561	N_N_-UL243021	1,197	1,262

High-Gloss Black (B) or High-Gloss White (W) front finish option: add \$82.

Low storage units with drawers on left and hidden space on right – 21" H					
<i>1 box drawer with soft-close and 1 file drawer with suspension bar. Pencil tray. Lock. 12" (284 mm) hidden space on right. Can accommodate 1 cushion: refer to page 57.</i>					
	48 x 36 x 21	1200 x 919 x 561	N_NR_-364821ULS	1,601	1,738
	42 x 36 x 21	1050 x 919 x 561	N_NR_-364221ULS	1,552	1,683
	48 x 30 x 21	1200 x 769 x 561	N_NR_-304821ULS	1,552	1,683
	42 x 30 x 21	1050 x 769 x 561	N_NR_-304221ULS	1,503	1,617
	48 x 24 x 21	1200 x 619 x 561	N_NR_-244821ULS	1,485	1,594
	42 x 24 x 21	1050 x 619 x 561	N_NR_-244221ULS	1,448	1,535

High-Gloss Black (B) or High-Gloss White (W) front finish option: add \$109.

Low storage units with drawers on right and hidden space on left – 21" H					
<i>1 box drawer with soft-close and 1 file drawer with suspension bar. Pencil tray. Lock. 12" (284 mm) hidden space on left. Can accommodate 1 cushion: refer to page 57.</i>					
	48 x 36 x 21	1200 x 919 x 561	N_NL_-SUL364821	1,601	1,738
	42 x 36 x 21	1050 x 919 x 561	N_NL_-SUL364221	1,552	1,683
	48 x 30 x 21	1200 x 769 x 561	N_NL_-SUL304821	1,552	1,683
	42 x 30 x 21	1050 x 769 x 561	N_NL_-SUL304221	1,503	1,617
	48 x 24 x 21	1200 x 619 x 561	N_NL_-SUL244821	1,485	1,594
	42 x 24 x 21	1050 x 619 x 561	N_NL_-SUL244221	1,448	1,535

High-Gloss Black (B) or High-Gloss White (W) front finish option: add \$109.

	W x D x H (in)	W x D x H (mm)	Code	All Laminate (\$)	HPL Surfaces (\$)
Low storage units with drawers on left and open bookcase on right – 21" H					
<i>1 box drawer and 1 file drawer with soft-close. Suspension bar. Pencil tray. Lock. Open bookcase without back on right. Can accommodate 1 cushion: refer to page 57.</i>					
	48 x 36 x 21	1200 x 919 x 561	N_NR_-F364821BE	1,410	1,634
	42 x 36 x 21	1050 x 919 x 561	N_NR_-F364221BE	1,394	1,568
	36 x 36 x 21	900 x 919 x 561	N_NR_-F363621BE	1,371	1,519
	30 x 36 x 21	750 x 919 x 561	N_NR_-F363021BE	1,344	1,458
	48 x 30 x 21	1200 x 769 x 561	N_NR_-F304821BE	1,371	1,540
	42 x 30 x 21	1050 x 769 x 561	N_NR_-F304221BE	1,349	1,485
	36 x 30 x 21	900 x 769 x 561	N_NR_-F303621BE	1,328	1,442
	30 x 30 x 21	750 x 769 x 561	N_NR_-F303021BE	1,306	1,387
	48 x 24 x 21	1200 x 619 x 561	N_NR_-F244821BE	1,349	1,453
	42 x 24 x 21	1050 x 619 x 561	N_NR_-F244221BE	1,321	1,410
	36 x 24 x 21	900 x 619 x 561	N_NR_-F243621BE	1,283	1,371
	30 x 24 x 21	750 x 619 x 561	N_NR_-F243021BE	1,257	1,321
	48 x 20 x 21	1200 x 519 x 561	N_NR_-F204821BE	1,311	1,399
	42 x 20 x 21	1050 x 519 x 561	N_NR_-F204221BE	1,283	1,361
	36 x 20 x 21	900 x 519 x 561	N_NR_-F203621BE	1,262	1,328
	30 x 20 x 21	750 x 519 x 561	N_NR_-F203021BE	1,240	1,295

High-Gloss Black (B) or High-Gloss White (W) front finish option: add \$55.

Low storage units with drawers on right and open bookcase on left – 21" H					
<i>1 box drawer and 1 file drawer with soft-close. Suspension bar. Pencil tray. Lock. Open bookcase without back on left. Can accommodate 1 cushion: refer to page 57.</i>					
	48 x 36 x 21	1200 x 919 x 561	N_NL_-BE364821F	1,410	1,634
	42 x 36 x 21	1050 x 919 x 561	N_NL_-BE364221F	1,394	1,568
	36 x 36 x 21	900 x 919 x 561	N_NL_-BE363621F	1,371	1,519
	30 x 36 x 21	750 x 919 x 561	N_NL_-BE363021F	1,344	1,458
	48 x 30 x 21	1200 x 769 x 561	N_NL_-BE304821F	1,371	1,540
	42 x 30 x 21	1050 x 769 x 561	N_NL_-BE304221F	1,349	1,485
	36 x 30 x 21	900 x 769 x 561	N_NL_-BE303621F	1,328	1,442
	30 x 30 x 21	750 x 769 x 561	N_NL_-BE303021F	1,306	1,387
	48 x 24 x 21	1200 x 619 x 561	N_NL_-BE244821F	1,349	1,453
	42 x 24 x 21	1050 x 619 x 561	N_NL_-BE244221F	1,321	1,410
	36 x 24 x 21	900 x 619 x 561	N_NL_-BE243621F	1,283	1,371
	30 x 24 x 21	750 x 619 x 561	N_NL_-BE243021F	1,257	1,321
	48 x 20 x 21	1200 x 519 x 561	N_NL_-BE204821F	1,311	1,399
	42 x 20 x 21	1050 x 519 x 561	N_NL_-BE204221F	1,283	1,361
	36 x 20 x 21	900 x 519 x 561	N_NL_-BE203621F	1,262	1,328
	30 x 20 x 21	750 x 519 x 561	N_NL_-BE203021F	1,240	1,244

High-Gloss Black (B) or High-Gloss White (W) front finish option: add \$55.

Low storage units with drawers on left and open CPU storage on right – 21" H					
<i>1 box drawer and 1 file drawer with soft-close. Suspension bar. Pencil tray. Lock. Open CPU storage on right. Grommets on the surface and on the side of CPU storage. Can accommodate 1 cushion: refer to page 57. CPU space: 7½" (193 mm).</i>					
	24 x 36 x 21	600 x 919 x 561	N_NR_-F362421CPU	1,207	1,283
	24 x 30 x 21	600 x 769 x 561	N_NR_-F302421CPU	1,174	1,240
	24 x 24 x 21	600 x 619 x 561	N_NR_-F242421CPU	1,137	1,192

High-Gloss Black (B) or High-Gloss White (W) front finish option: add \$55.

Low storage units with drawers on right and open CPU storage on left – 21" H					
<i>1 box drawer and 1 file drawer with soft-close. Suspension bar. Pencil tray. Lock. Open CPU storage on left. Grommets on the surface and on the side of CPU storage. Can accommodate 1 cushion: refer to page 57. CPU space: 7½" (193 mm).</i>					
	24 x 36 x 21	600 x 919 x 561	N_NL_-SUL362421CPU	1,207	1,283
	24 x 30 x 21	600 x 769 x 561	N_NL_-SUL302421CPU	1,174	1,240
	24 x 24 x 21	600 x 619 x 561	N_NL_-SUL242421CPU	1,137	1,192

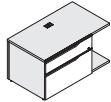
High-Gloss Black (B) or High-Gloss White (W) front finish option: add \$55.

W x D x H (in)	W x D x H (mm)	Code	All Laminate (\$)	HPL Surfaces (\$)
Low storage units with drawers on right and open CPU storage on left – 21" H				
<i>1 box drawer and 1 file drawer with soft-close. Suspension bar. Pencil tray. Lock. Open CPU storage on left. Grommets on the surface and on the side of CPU storage. Can accommodate 1 cushion: refer to page 57. CPU space: 7½" (193 mm).</i>				
24 x 36 x 21	600 x 919 x 561	N_NL_-CPU362421F	1,207	1,283
24 x 30 x 21	600 x 769 x 561	N_NL_-CPU302421F	1,174	1,240
24 x 24 x 21	600 x 619 x 561	N_NL_-CPU242421F	1,137	1,192



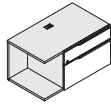
High-Gloss Black (B) or High-Gloss White (W) front finish option: add \$55.

W x D x H (in)	W x D x H (mm)	Code	All Laminate (\$)	HPL Surfaces (\$)
Low storage units with drawers on left and open CPU storage on right – 21" H				
<i>1 box drawer with soft-close and 1 file drawer with suspension bar. Pencil tray. Lock. Open CPU storage on right. Grommets on the surface and on the side of CPU storage. Can accommodate 1 cushion: refer to page 57. CPU space: 12" (300 mm).</i>				
48 x 36 x 21	1200 x 919 x 561	N_NR_-UL364821CPU	1,431	1,601
42 x 36 x 21	1050 x 919 x 561	N_NR_-UL364221CPU	1,376	1,508
36 x 36 x 21	900 x 919 x 561	N_NR_-UL363621CPU	1,306	1,431
48 x 30 x 21	1200 x 769 x 561	N_NR_-UL304821CPU	1,382	1,508
42 x 30 x 21	1050 x 769 x 561	N_NR_-UL304221CPU	1,321	1,431
36 x 30 x 21	900 x 769 x 561	N_NR_-UL303621CPU	1,262	1,361
48 x 24 x 21	1200 x 619 x 561	N_NR_-UL244821CPU	1,328	1,426
42 x 24 x 21	1050 x 619 x 561	N_NR_-UL244221CPU	1,267	1,361
36 x 24 x 21	900 x 619 x 561	N_NR_-UL243621CPU	1,224	1,301



High-Gloss Black (B) or High-Gloss White (W) front finish option: add \$82.

W x D x H (in)	W x D x H (mm)	Code	All Laminate (\$)	HPL Surfaces (\$)
Low storage units with drawers on right and open CPU storage on left – 21" H				
<i>1 box drawer with soft-close and 1 file drawer with suspension bar. Pencil tray. Lock. Open CPU storage on left. Grommets on the surface and on the side of CPU storage. Can accommodate 1 cushion: refer to page 57. CPU space: 12" (300 mm).</i>				
48 x 36 x 21	1200 x 919 x 561	N_NL_-CPU364821UL	1,431	1,601
42 x 36 x 21	1050 x 919 x 561	N_NL_-CPU364221UL	1,376	1,508
36 x 36 x 21	900 x 919 x 561	N_NL_-CPU363621UL	1,306	1,431
48 x 30 x 21	1200 x 769 x 561	N_NL_-CPU304821UL	1,382	1,508
42 x 30 x 21	1050 x 769 x 561	N_NL_-CPU304221UL	1,321	1,431
36 x 30 x 21	900 x 769 x 561	N_NL_-CPU303621UL	1,262	1,361
48 x 24 x 21	1200 x 619 x 561	N_NL_-CPU244821UL	1,328	1,426
42 x 24 x 21	1050 x 619 x 561	N_NL_-CPU244221UL	1,267	1,361
36 x 24 x 21	900 x 619 x 561	N_NL_-CPU243621UL	1,224	1,301



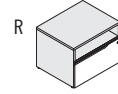
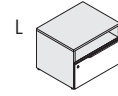
High-Gloss Black (B) or High-Gloss White (W) front finish option: add \$82.

W x D x H (in)	W x D x H (mm)	Code	All Laminate (\$)	HPL Surfaces (\$)
Low storage units with drawer and pigeonhole – 21" H				
<i>1 file drawer with soft-close. No soft-close mechanism on 24" (600 mm) wide file drawer. Suspension bar. Lock. Can accommodate 1 cushion: refer to page 57.</i>				
24 x 36 x 21	600 x 919 x 561	N_N_-SF362421	912	1,000
16 x 36 x 21	409 x 919 x 561	N_N_-SF361621	825	874
24 x 30 x 21	600 x 769 x 561	N_N_-SF302421	891	956
16 x 30 x 21	409 x 769 x 561	N_N_-SF301621	815	857
24 x 24 x 21	600 x 619 x 561	N_N_-SF242421	869	912
16 x 24 x 21	409 x 619 x 561	N_N_-SF241621	802	836



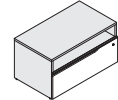
High-Gloss Black (B) or High-Gloss White (W) front finish option: add \$55.

W x D x H (in)	W x D x H (mm)	Code	All Laminate (\$)	HPL Surfaces (\$)
Low storage units with drawer and pigeonhole – 21" H				
<i>1 file drawer with suspension bar. Lock. Can accommodate 1 cushion: refer to page 57.</i>				
36 x 36 x 21	900 x 919 x 561	N_N_-SLF363621	1,147	1,273
30 x 36 x 21	750 x 919 x 561	N_N_-SLF363021	1,088	1,192
36 x 30 x 21	900 x 769 x 561	N_N_-SLF303621	1,093	1,192
30 x 30 x 21	750 x 769 x 561	N_N_-SLF303021	1,033	1,114
36 x 24 x 21	900 x 619 x 561	N_N_-SLF243621	1,038	1,114
30 x 24 x 21	750 x 619 x 561	N_N_-SLF243021	979	1,043



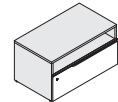
High-Gloss Black (B) or High-Gloss White (W) front finish option: add \$82.

W x D x H (in)	W x D x H (mm)	Code	All Laminate (\$)	HPL Surfaces (\$)
Low storage units with drawer and pigeonhole, hidden space on right – 21" H				
<i>1 file drawer with suspension bar. Lock. 12" (284 mm) hidden space on right. Can accommodate 1 cushion: refer to page 57.</i>				
48 x 36 x 21	1200 x 919 x 561	N_NR_-364821SLFS	1,453	1,568
42 x 36 x 21	1050 x 919 x 561	N_NR_-364221SLFS	1,387	1,503
48 x 30 x 21	1200 x 769 x 561	N_NR_-304821SLFS	1,361	1,480
42 x 30 x 21	1050 x 769 x 561	N_NR_-304221SLFS	1,306	1,420
48 x 24 x 21	1200 x 619 x 561	N_NR_-244821SLFS	1,278	1,399
42 x 24 x 21	1050 x 619 x 561	N_NR_-244221SLFS	1,229	1,344



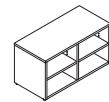
High-Gloss Black (B) or High-Gloss White (W) front finish option: add \$109.

W x D x H (in)	W x D x H (mm)	Code	All Laminate (\$)	HPL Surfaces (\$)
Low storage units with drawer and pigeonhole, hidden space on left – 21" H				
<i>1 file drawer with suspension bar. Lock. 12" (284 mm) hidden space on left. Can accommodate 1 cushion: refer to page 57.</i>				
48 x 36 x 21	1200 x 919 x 561	N_NL_-SSLF364821	1,453	1,568
42 x 36 x 21	1050 x 919 x 561	N_NL_-SSLF364221	1,387	1,503
48 x 30 x 21	1200 x 769 x 561	N_NL_-SSLF304821	1,361	1,480
42 x 30 x 21	1050 x 769 x 561	N_NL_-SSLF304221	1,306	1,420
48 x 24 x 21	1200 x 619 x 561	N_NL_-SSLF244821	1,278	1,399
42 x 24 x 21	1050 x 619 x 561	N_NL_-SSLF244221	1,229	1,344

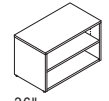


High-Gloss Black (B) or High-Gloss White (W) front finish option: add \$109.

W x D x H (in)	W x D x H (mm)	Code	All Laminate (\$)	HPL Surfaces (\$)
Low storage units with bookcase – 21" H				
<i>Can accommodate 1 cushion: refer to page 57. 48" W (1200 mm) - 42" W (1050 mm): 2 adjustable shelves; 36" W (900 mm): 1 adjustable shelf.</i>				
48 x 36 x 21	1200 x 900 x 561	N_NNN-BE364821	1,000	1,153
42 x 36 x 21	1050 x 900 x 561	N_NNN-BE364221	951	1,088
36 x 36 x 21	900 x 900 x 561	N_NNN-BE363621	797	912
48 x 30 x 21	1200 x 750 x 561	N_NNN-BE304821	918	1,049
42 x 30 x 21	1050 x 750 x 561	N_NNN-BE304221	880	989
36 x 30 x 21	900 x 750 x 561	N_NNN-BE303621	737	836
48 x 24 x 21	1200 x 600 x 561	N_NNN-BE244821	842	951
42 x 24 x 21	1050 x 600 x 561	N_NNN-BE244221	809	901
36 x 24 x 21	900 x 600 x 561	N_NNN-BE243621	683	759
48 x 20 x 21	1200 x 500 x 561	N_NNN-BE204821	797	885
42 x 20 x 21	1050 x 500 x 561	N_NNN-BE204221	765	836
36 x 20 x 21	900 x 500 x 561	N_NNN-BE203621	650	716



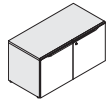
48" - 42"



36"

Smooth edge (N). Specify the surface type (1, 2). Specify the handle curve: Left (L) or Right (R). Specify the front finish (B, W, N).

Low storage units with doors – 21" H



High-Gloss Black (B) or High-Gloss White (W) front finish option: add \$109.

W x D x H (in)	W x D x H (mm)	Code	All Laminate (\$)	HPL Surfaces (\$)
<i>2 doors with soft-close. Lock. Can accommodate 1 cushion: refer to page 57.</i>				
<i>48" W (1200 mm) - 42" W (1050 mm): 2 adjustable shelves;</i>				
<i>36" W (900 mm) - 30" W (750 mm): 1 adjustable shelf.</i>				
48 x 36 x 21	1200 x 919 x 561	N_NN_-364821B	1,382	1,721
42 x 36 x 21	1050 x 919 x 561	N_NN_-364221B	1,349	1,465
36 x 36 x 21	900 x 919 x 561	N_NN_-363621B	1,321	1,420
30 x 36 x 21	750 x 919 x 561	N_NN_-363021B	1,262	1,349
48 x 30 x 21	1200 x 769 x 561	N_NN_-304821B	1,355	1,677
42 x 30 x 21	1050 x 769 x 561	N_NN_-304221B	1,316	1,420
36 x 30 x 21	900 x 769 x 561	N_NN_-303621B	1,273	1,371
30 x 30 x 21	750 x 769 x 561	N_NN_-303021B	1,229	1,306
48 x 24 x 21	1200 x 619 x 561	N_NN_-244821B	1,224	1,612
42 x 24 x 21	1050 x 619 x 561	N_NN_-244221B	1,179	1,267
36 x 24 x 21	900 x 619 x 561	N_NN_-243621B	1,137	1,212
30 x 24 x 21	750 x 619 x 561	N_NN_-243021B	1,103	1,169
48 x 20 x 21	1200 x 519 x 561	N_NN_-204821B	1,192	1,546
42 x 20 x 21	1050 x 519 x 561	N_NN_-204221B	1,147	1,229
36 x 20 x 21	900 x 519 x 561	N_NN_-203621B	1,098	1,164
30 x 20 x 21	750 x 519 x 561	N_NN_-203021B	1,060	1,120

Smooth edge (N). Specify the surface type (1, 2). Specify the front finish (B, W, N).

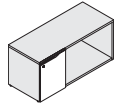


High-Gloss Black (B) or High-Gloss White (W) front finish option: add \$55.

W x D x H (in)	W x D x H (mm)	Code	All Laminate (\$)	HPL Surfaces (\$)
<i>1 door with soft-close. Lock. 1 adjustable shelf. Can accommodate 1 cushion: refer to page 57.</i>				
24 x 36 x 21	600 x 919 x 561	N_N_-362421B	966	1,043
16 x 36 x 21	400 x 919 x 561	N_N_-361621B	896	946
24 x 30 x 21	600 x 769 x 561	N_N_-302421B	939	1,005
16 x 30 x 21	400 x 769 x 561	N_N_-301621B	874	912
24 x 24 x 21	600 x 619 x 561	N_N_-242421B	906	961
16 x 24 x 21	400 x 619 x 561	N_N_-241621B	852	885
24 x 20 x 21	600 x 519 x 561	N_N_-202421B	880	929
16 x 20 x 21	400 x 519 x 561	N_N_-201621B	825	857

Smooth edge (N). Specify the surface type (1, 2). Specify the handle curve: Left (L) or Right (R). Specify the front finish (B, W, N).

Low storage units with door on left, open storage on right – 21" H

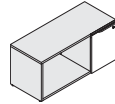


High-Gloss Black (B) or High-Gloss White (W) front finish option: add \$55.

W x D x H (in)	W x D x H (mm)	Code	All Laminate (\$)	HPL Surfaces (\$)
<i>1 door with soft-close. Lock. 1 adjustable shelf. Open bookcase without back on right. Can accommodate 1 cushion: refer to page 57.</i>				
48 x 36 x 21	1200 x 919 x 561	N_NR_-B364821BE	1,169	1,321
42 x 36 x 21	1050 x 919 x 561	N_NR_-B364221BE	1,131	1,267
36 x 36 x 21	900 x 919 x 561	N_NR_-B363621BE	1,103	1,212
30 x 36 x 21	750 x 919 x 561	N_NR_-B363021BE	1,065	1,164
48 x 30 x 21	1200 x 769 x 561	N_NR_-B304821BE	1,103	1,235
42 x 30 x 21	1050 x 769 x 561	N_NR_-B304221BE	1,075	1,186
36 x 30 x 21	900 x 769 x 561	N_NR_-B303621BE	1,043	1,137
30 x 30 x 21	750 x 769 x 561	N_NR_-B303021BE	1,016	1,098
48 x 24 x 21	1200 x 619 x 561	N_NR_-B244821BE	1,038	1,137
42 x 24 x 21	1050 x 619 x 561	N_NR_-B244221BE	1,010	1,103
36 x 24 x 21	900 x 619 x 561	N_NR_-B243621BE	984	1,060
30 x 24 x 21	750 x 619 x 561	N_NR_-B243021BE	961	1,028
48 x 20 x 21	1200 x 519 x 561	N_NR_-B204821BE	989	1,083
42 x 20 x 21	1050 x 519 x 561	N_NR_-B204221BE	979	1,055
36 x 20 x 21	900 x 519 x 561	N_NR_-B203621BE	961	1,028
30 x 20 x 21	750 x 519 x 561	N_NR_-B203021BE	951	1,005

Smooth edge (N). Specify the surface type (1, 2). Specify the front finish (B, W, N).

Low storage units with door on right, open storage on left – 21" H

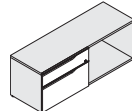


High-Gloss Black (B) or High-Gloss White (W) front finish option: add \$55.

W x D x H (in)	W x D x H (mm)	Code	All Laminate (\$)	HPL Surfaces (\$)
<i>1 door with soft-close. Lock. 1 adjustable shelf. Open bookcase without back on left. Can accommodate 1 cushion: refer to page 57.</i>				
48 x 36 x 21	1200 x 919 x 561	N_NL_-BE364821B	1,169	1,321
42 x 36 x 21	1050 x 919 x 561	N_NL_-BE364221B	1,131	1,267
36 x 36 x 21	900 x 919 x 561	N_NL_-BE363621B	1,103	1,212
30 x 36 x 21	750 x 919 x 561	N_NL_-BE363021B	1,065	1,164
48 x 30 x 21	1200 x 769 x 561	N_NL_-BE304821B	1,103	1,235
42 x 30 x 21	1050 x 769 x 561	N_NL_-BE304221B	1,075	1,186
36 x 30 x 21	900 x 769 x 561	N_NL_-BE303621B	1,043	1,137
30 x 30 x 21	750 x 769 x 561	N_NL_-BE303021B	1,016	1,098
48 x 24 x 21	1200 x 619 x 561	N_NL_-BE244821B	1,038	1,137
42 x 24 x 21	1050 x 619 x 561	N_NL_-BE244221B	1,010	1,103
36 x 24 x 21	900 x 619 x 561	N_NL_-BE243621B	984	1,060
30 x 24 x 21	750 x 619 x 561	N_NL_-BE243021B	961	1,028
48 x 20 x 21	1200 x 519 x 561	N_NL_-BE204821B	989	1,083
42 x 20 x 21	1050 x 519 x 561	N_NL_-BE204221B	979	1,055
36 x 20 x 21	900 x 519 x 561	N_NL_-BE203621B	961	1,028
30 x 20 x 21	750 x 519 x 561	N_NL_-BE203021B	951	1,005

Smooth edge (N). Specify the surface type (1, 2). Specify the front finish (B, W, N).

Low storage units with drawers on left and open bookcase on right – 21" H

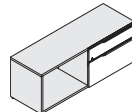


High-Gloss Black (B) or High-Gloss White (W) front finish option: add \$82.

W x D x H (in)	W x D x H (mm)	Code	All Laminate (\$)	HPL Surfaces (\$)
<i>1 box drawer with soft-close and 1 file drawer with suspension bar. Pencil tray. Lock. Open bookcase without back on right. Can accommodate 1 or 2 cushions: refer to page 57.</i>				
72 x 20 x 21	1800 x 519 x 561	N_NR_-UL207221BE	1,426	1,546
60 x 20 x 21	1500 x 519 x 561	N_NR_-UL206021BE	1,344	1,453

Smooth edge (N). Specify the surface type (1, 2). Specify the front finish (B, W, N).

Low storage units with drawers on right and open bookcase on left – 21" H



High-Gloss Black (B) or High-Gloss White (W) front finish option: add \$82.

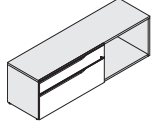
W x D x H (in)	W x D x H (mm)	Code	All Laminate (\$)	HPL Surfaces (\$)
<i>1 box drawer with soft-close and 1 file drawer with suspension bar. Pencil tray. Lock. Open bookcase without back on left. Can accommodate 1 or 2 cushions: refer to page 57.</i>				
72 x 20 x 21	1800 x 519 x 561	N_NL_-BE207221UL	1,426	1,546
60 x 20 x 21	1500 x 519 x 561	N_NL_-BE206021UL	1,344	1,453

Smooth edge (N). Specify the surface type (1, 2). Specify the front finish (B, W, N).

W x D x H (in)	W x D x H (mm)	Code	All Laminate (\$)	HPL Surfaces (\$)
Low storage units with drawers on left, hidden space and open bookcase on right – 21" H				
<i>1 box drawer with soft-close and 1 file drawer with suspension bar. Pencil tray. Lock. 12" (284 mm) hidden space on right. Open bookcase without back on right. Can accommodate 1 or 2 cushions: refer to page 57.</i>				
96 x 20 x 21	2400 x 519 x 561	N_NR_-ULS209621BE	1,771	1,939
90 x 20 x 21	2250 x 519 x 561	N_NR_-ULS209021BE	1,753	1,918
84 x 20 x 21	2100 x 519 x 561	N_NR_-ULS208421BE	1,656	1,803
78 x 20 x 21	1950 x 519 x 561	N_NR_-ULS207821BE	1,634	1,776
72 x 20 x 21	1800 x 519 x 561	N_NR_-ULS207221BE	1,589	1,716

Smooth edge (N). Specify the surface type (1, 2). Specify the front finish (B, W, N).

96" - 90"



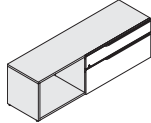
84" - 72"

High-Gloss Black (B) or High-Gloss White (W) front finish option: add \$109.

W x D x H (in)	W x D x H (mm)	Code	All Laminate (\$)	HPL Surfaces (\$)
Low storage units with drawers on right, hidden space and open bookcase on left – 21" H				
<i>1 box drawer with soft-close and 1 file drawer with suspension bar. Pencil tray. Lock. 12" (284 mm) hidden space on left. Open bookcase without back on left. Can accommodate 1 or 2 cushions: refer to page 57.</i>				
96 x 20 x 21	2400 x 519 x 561	N_NL_-BE209621SUL	1,771	1,939
90 x 20 x 21	2250 x 519 x 561	N_NL_-BE209021SUL	1,753	1,918
84 x 20 x 21	2100 x 519 x 561	N_NL_-BE208421SUL	1,656	1,803
78 x 20 x 21	1950 x 519 x 561	N_NL_-BE207821SUL	1,634	1,776
72 x 20 x 21	1800 x 519 x 561	N_NL_-BE207221SUL	1,589	1,716

Smooth edge (N). Specify the surface type (1, 2). Specify the front finish (B, W, N).

96" - 90"



84" - 72"

High-Gloss Black (B) or High-Gloss White (W) front finish option: add \$109.

W x D x H (in)	W x D x H (mm)	Code	All Laminate (\$)	HPL Surfaces (\$)
Low storage units with drawers – 21" H				
<i>2 box drawers with soft-close and 2 file drawers with suspension bars. Pencil tray. Locks. Can accommodate 1 or 2 cushions: refer to page 57.</i>				
72 x 20 x 21	1800 x 519 x 561	N_NN_-UL207221UL	2,136	2,262
60 x 20 x 21	1500 x 519 x 561	N_NN_-UL206021UL	2,082	2,186

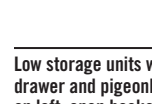
Smooth edge (N). Specify the surface type (1, 2). Specify the front finish (B, W, N).

High-Gloss Black (B) or High-Gloss White (W) front finish option: add \$164.



W x D x H (in)	W x D x H (mm)	Code	All Laminate (\$)	HPL Surfaces (\$)
Low storage units with drawers and hidden spaces on left and right – 21" H				
<i>2 box drawers with soft-close and 2 file drawers with suspension bars. Pencil tray. Locks. Left and right hidden spaces. Can accommodate 1 or 2 cushions: refer to page 57.</i>				
<i>96" (2400 mm): hidden space of 12" (297 mm); 90" (2250 mm): hidden space of 9" (222 mm); 84" (2100 mm): hidden space of 12" (297 mm); 78" (1950 mm): hidden space of 9" (222 mm); 72" (1800 mm): hidden space of 12" (297 mm).</i>				
96 x 20 x 21	2400 x 519 x 561	N_NN_-SUL209621ULS	2,535	2,704
90 x 20 x 21	2250 x 519 x 561	N_NN_-SUL209021ULS	2,491	2,649
84 x 20 x 21	2100 x 519 x 561	N_NN_-SUL208421ULS	2,448	2,589
78 x 20 x 21	1950 x 519 x 561	N_NN_-SUL207821ULS	2,404	2,530
72 x 20 x 21	1800 x 519 x 561	N_NN_-SUL207221ULS	2,355	2,480

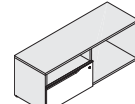
High-Gloss Black (B) or High-Gloss White (W) front finish option: add \$218.



Smooth edge (N). Specify the surface type (1, 2). Specify the front finish (B, W, N).

W x D x H (in)	W x D x H (mm)	Code	All Laminate (\$)	HPL Surfaces (\$)
Low storage units with drawer and pigeonhole on left, open bookcase on right – 21" H				
<i>1 file drawer with suspension bar. Lock. Pigeonhole. Open bookcase without back on right. Can accommodate 1 or 2 cushions: refer to page 57.</i>				
72 x 20 x 21	1800 x 519 x 561	N_NR_-SLF207221BE	1,224	1,344
60 x 20 x 21	1500 x 519 x 561	N_NR_-SLF206021BE	1,158	1,262

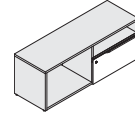
Smooth edge (N). Specify the surface type (1, 2). Specify the front finish (B, W, N).



High-Gloss Black (B) or High-Gloss White (W) front finish option: add \$82.

W x D x H (in)	W x D x H (mm)	Code	All Laminate (\$)	HPL Surfaces (\$)
Low storage units with drawer and pigeonhole on right, open bookcase on left – 21" H				
<i>1 file drawer with suspension bar. Lock. Pigeonhole. Open bookcase without back on left. Can accommodate 1 or 2 cushions: refer to page 57.</i>				
72 x 20 x 21	1800 x 519 x 561	N_NL_-BE207221SLF	1,224	1,344
60 x 20 x 21	1500 x 519 x 561	N_NL_-BE206021SLF	1,158	1,262

Smooth edge (N). Specify the surface type (1, 2). Specify the front finish (B, W, N).

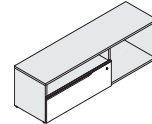


High-Gloss Black (B) or High-Gloss White (W) front finish option: add \$82.

W x D x H (in)	W x D x H (mm)	Code	All Laminate (\$)	HPL Surfaces (\$)
Low storage units with drawer and pigeonhole on left, hidden space and open bookcase on right – 21" H				
<i>1 file drawer with suspension bar. Lock. Pigeonhole. 12" (284 mm) hidden space on right. Open bookcase without back on right. Can accommodate 1 or 2 cushions: refer to page 57.</i>				
96 x 20 x 21	2400 x 519 x 561	N_NR_-SLFS209621BE	1,530	1,698
90 x 20 x 21	2250 x 519 x 561	N_NR_-SLFS209021BE	1,508	1,672
84 x 20 x 21	2100 x 519 x 561	N_NR_-SLFS208421BE	1,410	1,563
78 x 20 x 21	1950 x 519 x 561	N_NR_-SLFS207821BE	1,387	1,530
72 x 20 x 21	1800 x 519 x 561	N_NR_-SLFS207221BE	1,338	1,470

Smooth edge (N). Specify the surface type (1, 2). Specify the front finish (B, W, N).

96" - 90"



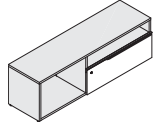
84" - 72"

High-Gloss Black (B) or High-Gloss White (W) front finish option: add \$109.

W x D x H (in)	W x D x H (mm)	Code	All Laminate (\$)	HPL Surfaces (\$)
Low storage units with drawer and pigeonhole on right, hidden space and open bookcase on left – 21" H				
<i>1 file drawer with suspension bar. Lock. Pigeonhole. 12" (284 mm) hidden space on left. Open bookcase without back on left. Can accommodate 1 or 2 cushions: refer to page 57.</i>				
96 x 20 x 21	2400 x 519 x 561	N_NL-BE209621SSLF	1,530	1,698
90 x 20 x 21	2250 x 519 x 561	N_NL-BE209021SSLF	1,508	1,672
84 x 20 x 21	2100 x 519 x 561	N_NL-BE208421SSLF	1,410	1,563
78 x 20 x 21	1950 x 519 x 561	N_NL-BE207821SSLF	1,387	1,530
72 x 20 x 21	1800 x 519 x 561	N_NL-BE207221SSLF	1,338	1,470

Smooth edge (N). Specify the surface type (1, 2). Specify the front finish (B, W, N).

96" - 90"



84" - 72"

High-Gloss Black (B) or High-Gloss White (W) front finish option: add \$109.

W x D x H (in)	W x D x H (mm)	Code	All Laminate (\$)	HPL Surfaces (\$)
Low storage units with drawers and pigeonholes – 21" H				
<i>2 file drawers with suspension bars. Locks. Pigeonholes. Can accommodate 1 or 2 cushions: refer to page 57.</i>				
72 x 20 x 21	1800 x 519 x 561	N_NN-SLF207221	1,688	1,803
60 x 20 x 21	1500 x 519 x 561	N_NN-SLF206021	1,594	1,688

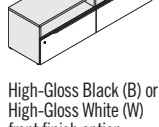
Smooth edge (N). Specify the surface type (1, 2). Specify the front finish (B, W, N).



High-Gloss Black (B) or High-Gloss White (W) front finish option: add \$164.

W x D x H (in)	W x D x H (mm)	Code	All Laminate (\$)	HPL Surfaces (\$)
Low storage units with drawers and pigeonholes, hidden spaces on left and right – 21" H				
<i>2 file drawers with suspension bars. Locks. Pigeonholes. Hidden spaces on left and right. Can accommodate 1 or 2 cushions: refer to page 57.</i>				
<i>96" (2400 mm): hidden space of 12" (297 mm);</i>				
<i>90" (2250 mm): hidden space of 9" (222 mm);</i>				
<i>84" (2100 mm): hidden space of 12" (297 mm);</i>				
<i>78" (1950 mm): hidden space of 9" (222 mm);</i>				
<i>72" (1800 mm): hidden space of 12" (297 mm).</i>				
96 x 20 x 21	2400 x 519 x 561	N_NN-SLFS209621	2,082	2,245
90 x 20 x 21	2250 x 519 x 561	N_NN-SLFS209021	2,044	2,196
84 x 20 x 21	2100 x 519 x 561	N_NN-SLFS208421	1,994	2,136
78 x 20 x 21	1950 x 519 x 561	N_NN-SLFS207821	1,945	2,076
72 x 20 x 21	1800 x 519 x 561	N_NN-SLFS207221	1,901	2,021

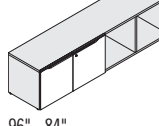
Smooth edge (N). Specify the surface type (1, 2). Specify the front finish (B, W, N).



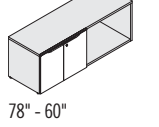
High-Gloss Black (B) or High-Gloss White (W) front finish option: add \$192.

W x D x H (in)	W x D x H (mm)	Code	All Laminate (\$)	HPL Surfaces (\$)
Low storage units with doors on left, open bookcase on right – 21" H				
<i>2 doors with soft-close. Lock. Open bookcase without back on right. Can accommodate 1 or 2 cushions: refer to page 57.</i>				
<i>96" W (2400 mm) - 84" W (2100 mm): 2 adjustable shelves;</i>				
<i>78" W (1950 mm) - 60" W (1500 mm): 1 adjustable shelf.</i>				
96 x 20 x 21	2400 x 519 x 561	N_NN-B209621BE	1,420	1,594
90 x 20 x 21	2250 x 519 x 561	N_NN-B209021BE	1,387	1,546
84 x 20 x 21	2100 x 519 x 561	N_NN-B208421BE	1,349	1,498
78 x 20 x 21	1950 x 519 x 561	N_NN-B207821BE	1,192	1,316
72 x 20 x 21	1800 x 519 x 561	N_NN-B207221BE	1,137	1,267
66 x 20 x 21	1650 x 519 x 561	N_NN-B206621BE	1,103	1,212
60 x 20 x 21	1500 x 519 x 561	N_NN-B206021BE	1,060	1,169

Smooth edge (N). Specify the surface type (1, 2). Specify the front finish (B, W, N).



96" - 84"



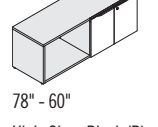
78" - 60"

High-Gloss Black (B) or High-Gloss White (W) front finish option: add \$109.

W x D x H (in)	W x D x H (mm)	Code	All Laminate (\$)	HPL Surfaces (\$)
Low storage units with doors on right, open bookcase on left – 21" H				
<i>2 doors with soft-close. Lock. Open bookcase without back on left. Can accommodate 1 or 2 cushions: refer to page 57.</i>				
<i>96" W (2400 mm) - 84" W (2100 mm): 2 adjustable shelves;</i>				
<i>78" W (1950 mm) - 60" W (1500 mm): 1 adjustable shelf.</i>				
96 x 20 x 21	2400 x 519 x 561	N_NN-BE209621B	1,420	1,594
90 x 20 x 21	2250 x 519 x 561	N_NN-BE209021B	1,387	1,546
84 x 20 x 21	2100 x 519 x 561	N_NN-BE208421B	1,349	1,498
78 x 20 x 21	1950 x 519 x 561	N_NN-BE207821B	1,192	1,316
72 x 20 x 21	1800 x 519 x 561	N_NN-BE207221B	1,137	1,267
66 x 20 x 21	1650 x 519 x 561	N_NN-BE206621B	1,103	1,212
60 x 20 x 21	1500 x 519 x 561	N_NN-BE206021B	1,060	1,169

Smooth edge (N). Specify the surface type (1, 2). Specify the front finish (B, W, N).

96" - 84"

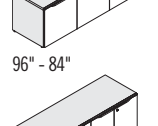


78" - 60"

High-Gloss Black (B) or High-Gloss White (W) front finish option: add \$109.

W x D x H (in)	W x D x H (mm)	Code	All Laminate (\$)	HPL Surfaces (\$)
Low storage units with doors – 21" H				
<i>4 doors with soft-close. Locks. Can accommodate 1 or 2 cushions: refer to page 57.</i>				
<i>96" W (2400 mm) - 84" W (2100 mm): 4 adjustable shelves;</i>				
<i>78" W (1950 mm) - 60" W (1500 mm): 2 adjustable shelves.</i>				
96 x 20 x 21	2400 x 519 x 561	N_NN-B209621B	1,907	2,076
90 x 20 x 21	2250 x 519 x 561	N_NN-B209021B	1,862	2,032
84 x 20 x 21	2100 x 519 x 561	N_NN-B208421B	1,830	1,984
78 x 20 x 21	1950 x 519 x 561	N_NN-B207821B	1,628	1,771
72 x 20 x 21	1800 x 519 x 561	N_NN-B207221B	1,594	1,721
66 x 20 x 21	1650 x 519 x 561	N_NN-B206621B	1,563	1,688
60 x 20 x 21	1500 x 519 x 561	N_NN-B206021B	1,519	1,628

Smooth edge (N). Specify the surface type (1, 2). Specify the front finish (B, W, N).



96" - 84"



78" - 60"

High-Gloss Black (B) or High-Gloss White (W) front finish option: add \$218.

W x D x H (in)	W x D x H (mm)	Code	All Laminate (\$)	HPL Surfaces (\$)
Low storage units with drawers on left and doors on right – 21" H				
<i>1 box drawer with soft-close and 1 file drawer with suspension bar on left. Pencil tray. Locks. 2 doors with soft-close on right. 1 adjustable shelf. Can accommodate 1 or 2 cushions: refer to page 57.</i>				
72 x 20 x 21	1800 x 519 x 561	N_NN-UL207221B	1,781	1,912
60 x 20 x 21	1500 x 519 x 561	N_NN-UL206021B	1,704	1,814

Smooth edge (N). Specify the surface type (1, 2). Specify the front finish (B, W, N).



High-Gloss Black (B) or High-Gloss White (W) front finish option: add \$164.

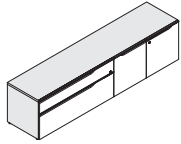
W x D x H (in)	W x D x H (mm)	Code	All Laminate (\$)	HPL Surfaces (\$)
Low storage units with drawers on right and doors on left – 21" H				
<i>1 box drawer with soft-close and 1 file drawer with suspension bar on right. Pencil tray. Locks. 2 doors with soft-close on left. 1 adjustable shelf. Can accommodate 1 or 2 cushions: refer to page 57.</i>				
72 x 20 x 21	1800 x 519 x 561	N_NN-B207221UL	1,781	1,912
60 x 20 x 21	1500 x 519 x 561	N_NN-B206021UL	1,704	1,814

Smooth edge (N). Specify the surface type (1, 2). Specify the front finish (B, W, N).

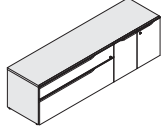


High-Gloss Black (B) or High-Gloss White (W) front finish option: add \$164.

W x D x H (in)	W x D x H (mm)	Code	All Laminate (\$)
Low storage units with drawers on left, hidden space and doors on right – 21" H			
<i>1 box drawer with soft-close and 1 file drawer with suspension bar on left. Pencil tray. Locks. 12" (299 mm) right hidden space. 2 doors with soft-close on right. Can accommodate 1 or 2 cushions: refer to page 57.</i>			
<i>96" W (2400 mm) - 90" W (2250 mm): 2 adjustable shelves;</i>			
<i>84" W (2100 mm) - 78" W (1950 mm): 1 adjustable shelf.</i>			
96 x 20 x 21	2400 x 519 x 561	N_NN_-ULS209621B	2,191 2,360
90 x 20 x 21	2250 x 519 x 561	N_NN_-ULS209021B	2,153 2,316
84 x 20 x 21	2100 x 519 x 561	N_NN_-ULS208421B	1,994 2,141
78 x 20 x 21	1950 x 519 x 561	N_NN_-ULS207821B	1,950 2,093
Smooth edge (N). Specify the surface type (1, 2). Specify the front finish (B, W, N).			



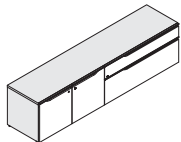
96" - 90"



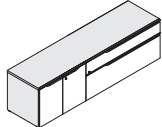
84" - 78"

High-Gloss Black (B) or High-Gloss White (W) front finish option: add \$218.

W x D x H (in)	W x D x H (mm)	Code	All Laminate (\$)
Low storage units with drawers on right, hidden space and doors on left – 21" H			
<i>1 box drawer with soft-close and 1 file drawer with suspension bar on right. Pencil tray. Locks. 12" (299 mm) left hidden space. 2 doors with soft-close on left. Can accommodate 1 or 2 cushions: refer to page 57.</i>			
<i>96" W (2400 mm) - 90" W (2250 mm): 2 adjustable shelves;</i>			
<i>84" W (2100 mm) - 78" W (1950 mm): 1 adjustable shelf.</i>			
96 x 20 x 21	2400 x 519 x 561	N_NN_-B209621SUL	2,191 2,360
90 x 20 x 21	2250 x 519 x 561	N_NN_-B209021SUL	2,153 2,316
84 x 20 x 21	2100 x 519 x 561	N_NN_-B208421SUL	1,994 2,141
78 x 20 x 21	1950 x 519 x 561	N_NN_-B207821SUL	1,950 2,093
Smooth edge (N). Specify the surface type (1, 2). Specify the front finish (B, W, N).			



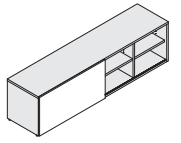
96" - 90"



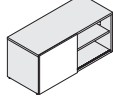
84" - 78"

High-Gloss Black (B) or High-Gloss White (W) front finish option: add \$218.

W x D x H (in)	W x D x H (mm)	Code	All Laminate (\$)
Low storage units with sliding doors – 21" H			
<i>Open bookcase storage with sliding door. Can accommodate 1 or 2 cushions: refer to page 57.</i>			
<i>96" W (2400 mm) - 84" W (2100 mm): 4 adjustable shelves;</i>			
<i>78" W (1950 mm) - 60" W (1500 mm): 2 adjustable shelves.</i>			
96 x 20 x 21	2400 x 519 x 561	N_NN_-209621C	1,349 1,524
90 x 20 x 21	2250 x 519 x 561	N_NN_-209021C	1,321 1,485
84 x 20 x 21	2100 x 519 x 561	N_NN_-208421C	1,295 1,448
78 x 20 x 21	1950 x 519 x 561	N_NN_-207821C	1,179 1,321
72 x 20 x 21	1800 x 519 x 561	N_NN_-207221C	1,065 1,197
66 x 20 x 21	1650 x 519 x 561	N_NN_-206621C	1,038 1,158
60 x 20 x 21	1500 x 519 x 561	N_NN_-206021C	1,010 1,120
Smooth edge (N). Specify the surface type (1, 2). Specify the front finish (B, W, N).			



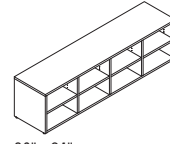
96" - 84"



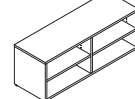
78" - 60"

High-Gloss Black (B) or High-Gloss White (W) front finish option: add \$109.

W x D x H (in)	W x D x H (mm)	Code	All Laminate (\$)
Low storage units with open bookcase – 21" H			
<i>Open bookcase storage with adjustable shelves. Can accommodate 1 or 2 cushions: refer to page 57.</i>			
<i>96" W (2400 mm) - 84" W (2100 mm): 4 adjustable shelves;</i>			
<i>78" W (1950 mm) - 60" W (1500 mm): 2 adjustable shelves.</i>			
96 x 20 x 21	2400 x 500 x 561	N_NNN-BE209621BE	1,174 1,349
90 x 20 x 21	2250 x 500 x 561	N_NNN-BE209021BE	1,147 1,306
84 x 20 x 21	2100 x 500 x 561	N_NNN-BE208421BE	1,114 1,262
78 x 20 x 21	1950 x 500 x 561	N_NNN-BE207821BE	1,088 1,224
72 x 20 x 21	1800 x 500 x 561	N_NNN-BE207221BE	1,049 1,179
66 x 20 x 21	1650 x 500 x 561	N_NNN-BE206621BE	1,021 1,137
60 x 20 x 21	1500 x 500 x 561	N_NNN-BE206021BE	989 1,098
Smooth edge (N). Specify the surface type (1, 2).			



96" - 84"



78" - 60"

W x D x H (in)	W x D x H (mm)	Code	All Laminate (\$)
Left personal bookcases			
<i>2 box drawers and 1 file drawer with soft-close. Suspension bar. Pencil tray. Lock for box and file drawers. Open space on left.</i>			
16 x 30 x 49	409 x 769 x 1277	NNNR_-PUF301649	1,738
16 x 30 x 41	409 x 769 x 1092	NNNR_-PUF301641	1,704
16 x 24 x 49	409 x 619 x 1277	NNNR_-PUF241649	1,683
16 x 24 x 41	409 x 619 x 1092	NNNR_-PUF241641	1,656
Smooth edge (N). Specify the front finish (B, W, N).			



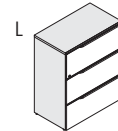
High-Gloss Black (B) or High-Gloss White (W) front finish option: add \$82.

W x D x H (in)	W x D x H (mm)	Code	All Laminate (\$)
Right personal bookcases			
<i>2 box drawers and 1 file drawer with soft-close. Suspension bar. Pencil tray. Lock for box and file drawers. Open space on right.</i>			
16 x 30 x 49	409 x 769 x 1277	NNNL_-P301649UF	1,738
16 x 30 x 41	409 x 769 x 1092	NNNL_-P301641UF	1,704
16 x 24 x 49	409 x 619 x 1277	NNNL_-P241649UF	1,683
16 x 24 x 41	409 x 619 x 1092	NNNL_-P241641UF	1,656
Smooth edge (N). Specify the front finish (B, W, N).			

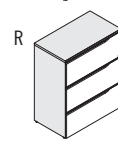


High-Gloss Black (B) or High-Gloss White (W) front finish option: add \$82.

W x D x H (in)	W x D x H (mm)	Code	All Laminate (\$)
Lateral file unit			
<i>3 file drawers with suspension bars. Lock.</i>			
36 x 20 x 41	900 x 519 x 1092	NNN_-203641LF3	2,059
Smooth edge (N). Specify the handle curve: Left (L) or Right (R). Specify the front finish (B, W, N).			



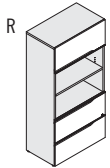
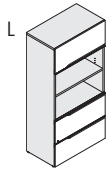
L



R

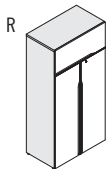
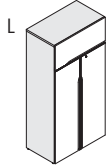
High-Gloss Black (B) or High-Gloss White (W) front finish option: add \$164.

	W x D x H (in)	W x D x H (mm)	Code	All Laminate (\$)
Lateral file unit/bookcase with lift-up door	<i>2 file drawers with suspension bars. Lock on file drawers. Open bookcase. 1 adjustable shelf. Assisted lift-up door with soft-close.</i>			
	36 x 20 x 73	900 x 519 x 1850	NNN__-203673LFBVEV	2,305



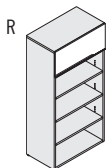
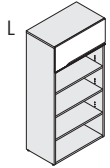
High-Gloss Black (B) or High-Gloss White (W) front finish option: add \$164.

Combined storage cabinet with lift-up door	<i>Doors with soft-close. Lock for doors. 3 adjustable shelves. Assisted lift-up door with soft-close.</i>			
	36 x 20 x 73	900 x 519 x 1850	NNN__-203673BV	2,267



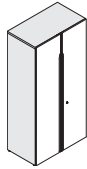
High-Gloss Black (B) or High-Gloss White (W) front finish option: add \$328.

Open bookcases with lift-up door	<i>Assisted lift-up door with soft-close. 73" H (1850 mm) - 65" H (1659 mm): 3 adjustable shelves; 57" H (1468 mm): 2 adjustable shelves.</i>			
	36 x 20 x 73	900 x 519 x 1850	NNN__-203673BEV	1,656
	36 x 20 x 65	900 x 519 x 1659	NNN__-203665BEV	1,530
	36 x 20 x 57	900 x 519 x 1468	NNN__-203657BEV	1,498



High-Gloss Black (B) or High-Gloss White (W) front finish option: add \$82.

	W x D x H (in)	W x D x H (mm)	Code	All Laminate (\$)
Storage cabinets with doors	<i>2 doors with soft-close. Lock. 73" H (1850 mm) - 65" H (1659 mm): 3 adjustable shelves and 1 fixed shelf; 57" H (1468 mm): 3 adjustable shelves; 49" H (1277 mm): 2 adjustable shelves.</i>			



High-Gloss Black (B) or High-Gloss White (W) front finish option: add \$328.

	36 x 20 x 73	900 x 519 x 1850	NNNN_-203673B	1,656
	36 x 20 x 65	900 x 519 x 1659	NNNN_-203665B	1,617
	36 x 20 x 57	900 x 519 x 1468	NNNN_-203657B	1,574
	36 x 20 x 49	900 x 519 x 1277	NNNN_-203649B	1,453
	30 x 20 x 73	750 x 519 x 1850	NNNN_-203073B	1,557
	30 x 20 x 65	750 x 519 x 1659	NNNN_-203065B	1,519
	30 x 20 x 57	750 x 519 x 1468	NNNN_-203057B	1,475
	30 x 20 x 49	750 x 519 x 1277	NNNN_-203049B	1,355

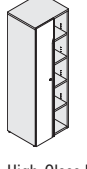
Storage cabinets with door	<i>1 door with soft-close. Lock. 73" H (1850 mm) - 65" H (1659 mm): 4 adjustable shelves; 57" H (1468 mm): 3 adjustable shelves; 49" H (1277 mm): 2 adjustable shelves.</i>			
	24 x 20 x 73	600 x 519 x 1850	NNN__-202473B	1,207
	24 x 20 x 65	600 x 519 x 1659	NNN__-202465B	1,174
	24 x 20 x 57	600 x 519 x 1468	NNN__-202457B	1,137
	24 x 20 x 49	600 x 519 x 1277	NNN__-202449B	1,103
	20 x 20 x 73	500 x 519 x 1850	NNN__-202073B	1,164
	20 x 20 x 65	500 x 519 x 1659	NNN__-202065B	1,131
	20 x 20 x 57	500 x 519 x 1468	NNN__-202057B	1,098
	20 x 20 x 49	500 x 519 x 1277	NNN__-202049B	1,065

High-Gloss Black (B) or High-Gloss White (W) front finish option: add \$164.

Wardrobe units with door	<i>1 door with soft-close. Lock. Clothes hanger bar and 1 fixed shelf.</i>			
	20 x 20 x 73	500 x 519 x 1850	NNN__-202073BC	1,257
	20 x 20 x 65	500 x 519 x 1659	NNN__-202065BC	1,224
	20 x 20 x 57	500 x 519 x 1468	NNN__-202057BC	1,186
	20 x 20 x 49	500 x 519 x 1277	NNN__-202049BC	1,147
	14 x 20 x 73	350 x 519 x 1850	NNN__-201473BC	1,192
	14 x 20 x 65	350 x 519 x 1659	NNN__-201465BC	1,158
	14 x 20 x 57	350 x 519 x 1468	NNN__-201457BC	1,125
	14 x 20 x 49	350 x 519 x 1277	NNN__-201449BC	1,098

High-Gloss Black (B) or High-Gloss White (W) front finish option: add \$164.

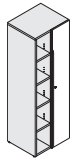
Wardrobe units with open bookcase on right	<i>1 door with soft-close. Lock. Clothes hanger bar and 1 fixed shelf on wardrobe side. Bookcase on right. 73" H (1850 mm) - 65" H (1659 mm): 4 adjustable shelves; 57" H (1468 mm): 3 adjustable shelves; 49" H (1277 mm): 2 adjustable shelves.</i>			
	30 x 20 x 73	750 x 519 x 1850	NNNN_-203073CBE	1,563
	30 x 20 x 65	750 x 519 x 1659	NNNN_-203065CBE	1,546
	30 x 20 x 57	750 x 519 x 1468	NNNN_-203057CBE	1,524
	30 x 20 x 49	750 x 519 x 1277	NNNN_-203049CBE	1,371



High-Gloss Black (B) or High-Gloss White (W) front finish option: add \$109.

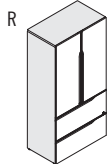
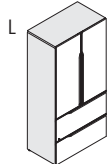
	24 x 20 x 73	600 x 519 x 1850	NNNN_-202473CBE	1,503
	24 x 20 x 65	600 x 519 x 1659	NNNN_-202465CBE	1,465
	24 x 20 x 57	600 x 519 x 1468	NNNN_-202457CBE	1,420
	24 x 20 x 49	600 x 519 x 1277	NNNN_-202449CBE	1,321

W x D x H (in)	W x D x H (mm)	Code	All Laminate (\$)
Wardrobe units with open bookcase on left			
<i>1 door with soft-close. Lock. Clothes hanger bar and 1 fixed shelf on wardrobe side. Bookcase on left.</i>			
<i>73" H (1850 mm) - 65" H (1659 mm): 4 adjustable shelves;</i>			
<i>57" H (1468 mm): 3 adjustable shelves;</i>			
<i>49" H (1277 mm): 2 adjustable shelves.</i>			
30 x 20 x 73	750 x 519 x 1850	NNNN_-BEC203073	1,563
30 x 20 x 65	750 x 519 x 1659	NNNN_-BEC203065	1,546
30 x 20 x 57	750 x 519 x 1468	NNNN_-BEC203057	1,524
30 x 20 x 49	750 x 519 x 1277	NNNN_-BEC203049	1,371
24 x 20 x 73	600 x 519 x 1850	NNNN_-BEC202473	1,503
24 x 20 x 65	600 x 519 x 1659	NNNN_-BEC202465	1,465
24 x 20 x 57	600 x 519 x 1468	NNNN_-BEC202457	1,420
24 x 20 x 49	600 x 519 x 1277	NNNN_-BEC202449	1,321
Smooth edge (N). Specify the front finish (B, W, N).			



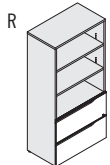
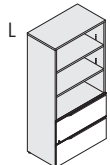
High-Gloss Black (B) or High-Gloss White (W) front finish option: add \$109.

W x D x H (in)	W x D x H (mm)	Code	All Laminate (\$)
Storage lateral file cabinets			
<i>2 doors with soft-close. 2 file drawers with suspension bars. Lock on file drawers.</i>			
<i>73" H (1850 mm) - 65" H (1659 mm): 2 adjustable shelves;</i>			
<i>57" H (1468 mm) - 49" H (1277 mm): 1 adjustable shelf.</i>			
36 x 20 x 73	900 x 519 x 1850	NNN_-203673LFB	2,158
36 x 20 x 65	900 x 519 x 1659	NNN_-203665LFB	2,114
36 x 20 x 57	900 x 519 x 1468	NNN_-203657LFB	1,999
36 x 20 x 49	900 x 519 x 1277	NNN_-203649LFB	1,950
Smooth edge (N). Specify the handle curve: Left (L) or Right (R). Specify the front finish (B, W, N).			



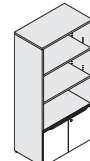
High-Gloss Black (B) or High-Gloss White (W) front finish option: 73" to 65": add \$328; 57" to 49": add \$218.

W x D x H (in)	W x D x H (mm)	Code	All Laminate (\$)
Open bookcases with lateral files			
<i>Open bookcase. 2 file drawers with suspension bars. Lock.</i>			
<i>73" H (1850 mm) - 65" H (1659 mm): 2 adjustable shelves;</i>			
<i>57" H (1468 mm) - 49" H (1277 mm): 1 adjustable shelf.</i>			
36 x 20 x 73	900 x 519 x 1850	NNN_-203673LFB	1,803
36 x 20 x 65	900 x 519 x 1659	NNN_-203665LFB	1,776
36 x 20 x 57	900 x 519 x 1468	NNN_-203657LFB	1,677
36 x 20 x 49	900 x 519 x 1277	NNN_-203649LFB	1,644
Smooth edge (N). Specify the handle curve: Left (L) or Right (R). Specify the front finish (B, W, N).			



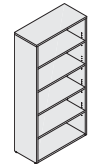
High-Gloss Black (B) or High-Gloss White (W) front finish option: add \$164.

W x D x H (in)	W x D x H (mm)	Code	All Laminate (\$)
Open bookcases with doors			
<i>Open bookcase. 2 doors with soft-close. Lock.</i>			
<i>73" H (1850 mm) - 57" H (1468 mm): 3 adjustable shelves;</i>			
<i>49" H (1277 mm): 2 adjustable shelves.</i>			
36 x 20 x 73	900 x 519 x 1850	NNNN_-203673BBE	1,644
36 x 20 x 65	900 x 519 x 1659	NNNN_-203665BBE	1,617
36 x 20 x 57	900 x 519 x 1468	NNNN_-203657BBE	1,519
36 x 20 x 49	900 x 519 x 1277	NNNN_-203649BBE	1,485
Smooth edge (N). Specify the front finish (B, W, N).			



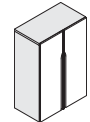
High-Gloss Black (B) or High-Gloss White (W) front finish option: add \$164.

W x D x H (in)	W x D x H (mm)	Code	All Laminate (\$)
Open bookcases			
<i>73" H (1850 mm) - 65" H (1659 mm): 4 adjustable shelves;</i>			
<i>57" H (1468 mm): 3 adjustable shelves;</i>			
<i>49" H (1277 mm): 2 adjustable shelves.</i>			
36 x 16 x 73	900 x 400 x 1850	NNNNN-B367316	1,028
36 x 16 x 65	900 x 400 x 1659	NNNNN-B366516	929
36 x 16 x 57	900 x 400 x 1468	NNNNN-B365716	896
36 x 16 x 49	900 x 400 x 1277	NNNNN-B364916	797
30 x 16 x 73	750 x 400 x 1850	NNNNN-B307316	973
30 x 16 x 65	750 x 400 x 1659	NNNNN-B306516	880
30 x 16 x 57	750 x 400 x 1468	NNNNN-B305716	857
30 x 16 x 49	750 x 400 x 1277	NNNNN-B304916	759
24 x 16 x 73	600 x 400 x 1850	NNNNN-B247316	912
24 x 16 x 65	600 x 400 x 1659	NNNNN-B246516	830
24 x 16 x 57	600 x 400 x 1468	NNNNN-B245716	809
24 x 16 x 49	600 x 400 x 1277	NNNNN-B244916	721
20 x 16 x 73	500 x 400 x 1850	NNNNN-B207316	880
20 x 16 x 65	500 x 400 x 1659	NNNNN-B206516	797
20 x 16 x 57	500 x 400 x 1468	NNNNN-B205716	782
20 x 16 x 49	500 x 400 x 1277	NNNNN-B204916	693

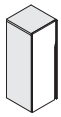



HUTCHES

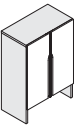
W x D x H (in)	W x D x H (mm)	Code	All Laminate (\$)
Bookcase hutches with doors			
<i>2 doors with soft-close. Can accommodate a tackboard on back: refer to page 57.</i>			
<i>52" H (1289 mm) - 36" H (907 mm): 2 adjustable shelves;</i>			
<i>28" H (716 mm): 1 adjustable shelf.</i>			
36 x 20 x 52	900 x 519 x 1289	NNNN_-EB365220P	1,420
36 x 20 x 44	900 x 519 x 1098	NNNN_-EB364420P	1,371
36 x 20 x 36	900 x 519 x 907	NNNN_-EB363620P	1,240
36 x 20 x 28	900 x 519 x 716	NNNN_-EB362820P	1,186
30 x 20 x 52	750 x 519 x 1289	NNNN_-EB305220P	1,382
30 x 20 x 44	750 x 519 x 1098	NNNN_-EB304420P	1,328
30 x 20 x 36	750 x 519 x 907	NNNN_-EB303620P	1,197
30 x 20 x 28	750 x 519 x 716	NNNN_-EB302820P	1,153
36 x 16 x 52	900 x 419 x 1289	NNNN_-EB365216P	1,371
36 x 16 x 44	900 x 419 x 1098	NNNN_-EB364416P	1,316
36 x 16 x 36	900 x 419 x 907	NNNN_-EB363616P	1,192
36 x 16 x 28	900 x 419 x 716	NNNN_-EB362816P	1,147
30 x 16 x 52	750 x 419 x 1289	NNNN_-EB305216P	1,316
30 x 16 x 44	750 x 419 x 1098	NNNN_-EB304416P	1,267
30 x 16 x 36	750 x 419 x 907	NNNN_-EB303616P	1,147
30 x 16 x 28	750 x 419 x 716	NNNN_-EB302816P	1,103
Smooth edge (N). Specify the front finish (B, W, N).			




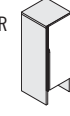
High-Gloss Black (B) or High-Gloss White (W) front finish option: add \$218.

	W x D x H (in)	W x D x H (mm)	Code	All Laminate (\$)
Bookcase hutches with doors	<i>1 door with soft-close. Can accommodate a tackboard on back: refer to page 57. 52" H (1289 mm) - 36" H (907 mm): 2 adjustable shelves; 28" H (716 mm): 1 adjustable shelf.</i>			
L 	24 x 20 x 52	600 x 519 x 1289	NNN_-EB245220P	1,321
	24 x 20 x 44	600 x 519 x 1098	NNN_-EB244420P	1,278
R 	24 x 20 x 36	600 x 519 x 907	NNN_-EB243620P	1,158
	24 x 20 x 28	600 x 519 x 716	NNN_-EB242820P	1,114
High-Gloss Black (B) or High-Gloss White (W) front finish option: add \$109.	20 x 20 x 52	500 x 519 x 1289	NNN_-EB205220P	1,229
	20 x 20 x 44	500 x 519 x 1098	NNN_-EB204420P	1,197
	20 x 20 x 36	500 x 519 x 907	NNN_-EB203620P	1,083
	20 x 20 x 28	500 x 519 x 716	NNN_-EB202820P	1,049
	24 x 16 x 52	600 x 419 x 1289	NNN_-EB245216P	1,060
	24 x 16 x 44	600 x 419 x 1098	NNN_-EB244416P	1,028
	24 x 16 x 36	600 x 419 x 907	NNN_-EB243616P	906
	24 x 16 x 28	600 x 419 x 716	NNN_-EB242816P	874
	16 x 16 x 52	400 x 419 x 1289	NNN_-EB165216P	989
	16 x 16 x 44	400 x 419 x 1098	NNN_-EB164416P	961
16 x 16 x 36	400 x 419 x 907	NNN_-EB163616P	852	
16 x 16 x 28	400 x 419 x 716	NNN_-EB162816P	820	

Smooth edge (N). Specify the opening: Left (L) or Right (R). Specify the front finish (B, W, N).

	W x D x H (in)	W x D x H (mm)	Code	All Laminate (\$)
Bookcase hutches with doors and pigeonhole	<i>2 doors with soft-close. Pigeonhole. Can accommodate a tackboard on back: refer to page 57. 52" H (1289 mm) - 44" H (1098 mm): 2 adjustable shelves; 36" H (907 mm) - 28" H (716 mm): 1 adjustable shelf.</i>			
	36 x 20 x 52	900 x 519 x 1289	NNNN_-EBS365220P	1,399
	36 x 20 x 44	900 x 519 x 1098	NNNN_-EBS364420P	1,267
	36 x 20 x 36	900 x 519 x 907	NNNN_-EBS363620P	1,212
	36 x 20 x 28	900 x 519 x 716	NNNN_-EBS362820P	1,164
High-Gloss Black (B) or High-Gloss White (W) front finish option: add \$218.	30 x 20 x 52	750 x 519 x 1289	NNNN_-EBS305220P	1,344
	30 x 20 x 44	750 x 519 x 1098	NNNN_-EBS304420P	1,212
	30 x 20 x 36	750 x 519 x 907	NNNN_-EBS303620P	1,169
	30 x 20 x 28	750 x 519 x 716	NNNN_-EBS302820P	1,120
	36 x 16 x 52	900 x 419 x 1289	NNNN_-EBS365216P	1,344
	36 x 16 x 44	900 x 419 x 1098	NNNN_-EBS364416P	1,212
	36 x 16 x 36	900 x 419 x 907	NNNN_-EBS363616P	1,169
	36 x 16 x 28	900 x 419 x 716	NNNN_-EBS362816P	1,120
	30 x 16 x 52	750 x 419 x 1289	NNNN_-EBS305216P	1,295
	30 x 16 x 44	750 x 419 x 1098	NNNN_-EBS304416P	1,169
30 x 16 x 36	750 x 419 x 907	NNNN_-EBS303616P	1,125	
30 x 16 x 28	750 x 419 x 716	NNNN_-EBS302816P	1,083	

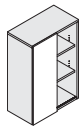
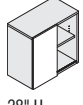
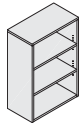
Smooth edge (N). Specify the front finish (B, W, N).

	W x D x H (in)	W x D x H (mm)	Code	All Laminate (\$)
Bookcase hutches with doors and pigeonhole	<i>1 door with soft-close. Pigeonhole. Can accommodate a tackboard on back: refer to page 57. 52" H (1289 mm) - 44" H (1098 mm): 2 adjustable shelves; 36" H (907 mm) - 28" H (716 mm): 1 adjustable shelf.</i>			
L 	24 x 20 x 52	600 x 519 x 1289	NNN_-EBS245220P	1,283
	24 x 20 x 44	600 x 519 x 1098	NNN_-EBS244420P	1,164
R 	24 x 20 x 36	600 x 519 x 907	NNN_-EBS243620P	1,120
	24 x 20 x 28	600 x 519 x 716	NNN_-EBS242820P	1,083
High-Gloss Black (B) or High-Gloss White (W) front finish option: add \$109.	20 x 20 x 52	500 x 519 x 1289	NNN_-EBS205220P	1,229
	20 x 20 x 44	500 x 519 x 1098	NNN_-EBS204420P	1,109
	20 x 20 x 36	500 x 519 x 907	NNN_-EBS203620P	1,075
	20 x 20 x 28	500 x 519 x 716	NNN_-EBS202820P	1,038
	24 x 16 x 52	600 x 419 x 1289	NNN_-EBS245216P	1,049
	24 x 16 x 44	600 x 419 x 1098	NNN_-EBS244416P	934
	24 x 16 x 36	600 x 419 x 907	NNN_-EBS243616P	896
	24 x 16 x 28	600 x 419 x 716	NNN_-EBS242816P	863
	16 x 16 x 52	400 x 419 x 1289	NNN_-EBS165216P	979
	16 x 16 x 44	400 x 419 x 1098	NNN_-EBS164416P	869
16 x 16 x 36	400 x 419 x 907	NNN_-EBS163616P	836	
16 x 16 x 28	400 x 419 x 716	NNN_-EBS162816P	809	

Smooth edge (N). Specify the opening: Left (L) or Right (R). Specify the front finish (B, W, N).

	W x D x H (in)	W x D x H (mm)	Code	All Laminate (\$)
Open bookcase hutches	<i>Can accommodate a tackboard on back; refer to page 57. 52" H (1289 mm) - 36" H (907 mm): 2 adjustable shelves; 28" H (716 mm): 1 adjustable shelf.</i>			
	36 x 20 x 52	900 x 500 x 1289	NNNNN-EB365220	896
	36 x 20 x 44	900 x 500 x 1098	NNNNN-EB364420	863
	36 x 20 x 36	900 x 500 x 907	NNNNN-EB363620	830
	36 x 20 x 28	900 x 500 x 716	NNNNN-EB362820	711
	30 x 20 x 52	750 x 500 x 1289	NNNNN-EB305220	857
	30 x 20 x 44	750 x 500 x 1098	NNNNN-EB304420	825
	30 x 20 x 36	750 x 500 x 907	NNNNN-EB303620	792
	30 x 20 x 28	750 x 500 x 716	NNNNN-EB302820	673
	24 x 20 x 52	600 x 500 x 1289	NNNNN-EB245220	815
	24 x 20 x 44	600 x 500 x 1098	NNNNN-EB244420	787
	24 x 20 x 36	600 x 500 x 907	NNNNN-EB243620	759
	24 x 20 x 28	600 x 500 x 716	NNNNN-EB242820	645
	20 x 20 x 52	500 x 500 x 1289	NNNNN-EB205220	797
	20 x 20 x 44	500 x 500 x 1098	NNNNN-EB204420	765
	20 x 20 x 36	500 x 500 x 907	NNNNN-EB203620	737
	20 x 20 x 28	500 x 500 x 716	NNNNN-EB202820	618
	36 x 16 x 52	900 x 400 x 1289	NNNNN-EB365216	836
	36 x 16 x 44	900 x 400 x 1098	NNNNN-EB364416	809
	36 x 16 x 36	900 x 400 x 907	NNNNN-EB363616	782
	36 x 16 x 28	900 x 400 x 716	NNNNN-EB362816	666
	30 x 16 x 52	750 x 400 x 1289	NNNNN-EB305216	802
	30 x 16 x 44	750 x 400 x 1098	NNNNN-EB304416	770
	30 x 16 x 36	750 x 400 x 907	NNNNN-EB303616	743
	30 x 16 x 28	750 x 400 x 716	NNNNN-EB302816	639
	24 x 16 x 52	600 x 400 x 1289	NNNNN-EB245216	765
	24 x 16 x 44	600 x 400 x 1098	NNNNN-EB244416	743
	24 x 16 x 36	600 x 400 x 907	NNNNN-EB243616	716
24 x 16 x 28	600 x 400 x 716	NNNNN-EB242816	607	
16 x 16 x 52	400 x 400 x 1289	NNNNN-EB165216	743	
16 x 16 x 44	400 x 400 x 1098	NNNNN-EB164416	721	
16 x 16 x 36	400 x 400 x 907	NNNNN-EB163616	688	
16 x 16 x 28	400 x 400 x 716	NNNNN-EB162816	584	

	W x D x H (in)	W x D x H (mm)	Code	All Laminate (\$)	
Open bookcase hutches with sliding door	<i>Sliding door. Can accommodate a tackboard on back; refer to page 57. 52" H (1289 mm) - 36" H (1277 mm): 4 adjustable shelves; 28" H (716 mm): 2 adjustable shelves.</i>				
	36 x 20 x 52	900 x 519 x 1289	NNNNN-EB365220C	1,410	
	36 x 20 x 44	900 x 519 x 1098	NNNNN-EB364420C	1,361	
	36 x 20 x 36	900 x 519 x 907	NNNNN-EB363620C	1,316	
	36 x 20 x 28	900 x 519 x 716	NNNNN-EB362820C	1,202	
	30 x 20 x 52	750 x 519 x 1289	NNNNN-EB305220C	1,349	
	30 x 20 x 44	750 x 519 x 1098	NNNNN-EB304420C	1,311	
	30 x 20 x 36	750 x 519 x 907	NNNNN-EB303620C	1,267	
	30 x 20 x 28	750 x 519 x 716	NNNNN-EB302820C	1,164	
	36 x 16 x 52	900 x 419 x 1289	NNNNN-EB365216C	1,355	
	36 x 16 x 44	900 x 419 x 1098	NNNNN-EB364416C	1,316	
	36 x 16 x 36	900 x 419 x 907	NNNNN-EB363616C	1,273	
	36 x 16 x 28	900 x 419 x 716	NNNNN-EB362816C	1,164	
	30 x 16 x 52	750 x 419 x 1289	NNNNN-EB305216C	1,311	
	30 x 16 x 44	750 x 419 x 1098	NNNNN-EB304416C	1,267	
	30 x 16 x 36	750 x 419 x 907	NNNNN-EB303616C	1,229	
	30 x 16 x 28	750 x 419 x 716	NNNNN-EB302816C	1,125	
	Smooth edge (N). Specify the front finish (B, W, N).				



High-Gloss Black (B) or High-Gloss White (W) front finish option: add \$164.

	W x D x H (in)	W x D x H (mm)	Code	All Laminate (\$)
Hutches with lift-up door and open space on right - 44" H	<i>Assisted lift-up door with soft-close. Open space on right. Clearance: 27½" (698 mm). 1 grommet. Full-width wire access. Can accommodate a tackboard; refer to page 205 in the February 2015 Lacasse price book.</i>			
	<i>72" (1800 mm): 25" (620 mm) open bookcase; 66" (1650 mm): 21" (520 mm) open bookcase; 60" (1500 mm): 19" (470 mm) open bookcase; 54" (1350 mm): 17" (420 mm) open bookcase.</i>			
	72 x 16 x 44	1800 x 419 x 1098	NNNR-EB724416	1,316
	66 x 16 x 44	1650 x 419 x 1098	NNNR-EB664416	1,283
	60 x 16 x 44	1500 x 419 x 1098	NNNR-EB604416	1,257
	54 x 16 x 44	1350 x 419 x 1098	NNNR-EB544416	1,229
Smooth edge (N). Specify the front finish (B, W, N).				

High-Gloss Black (B) or High-Gloss White (W) front finish option: add \$109.

	W x D x H (in)	W x D x H (mm)	Code	All Laminate (\$)
Hutches with lift-up door and open space on left - 44" H	<i>Assisted lift-up door with soft-close. Open space on left. Clearance: 27½" (698 mm). 1 grommet. Full-width wire access. Can accommodate a tackboard; refer to page 205 in the February 2015 Lacasse price book.</i>			
	<i>72" (1800 mm): 25" (620 mm) open bookcase; 66" (1650 mm): 21" (520 mm) open bookcase; 60" (1500 mm): 19" (470 mm) open bookcase; 54" (1350 mm): 17" (420 mm) open bookcase.</i>			
	72 x 16 x 44	1800 x 419 x 1098	NNNL-EB724416V	1,316
	66 x 16 x 44	1650 x 419 x 1098	NNNL-EB664416V	1,283
	60 x 16 x 44	1500 x 419 x 1098	NNNL-EB604416V	1,257
	54 x 16 x 44	1350 x 419 x 1098	NNNL-EB544416V	1,229
Smooth edge (N). Specify the front finish (B, W, N).				

High-Gloss Black (B) or High-Gloss White (W) front finish option: add \$109.

	W x D x H (in)	W x D x H (mm)	Code	All Laminate (\$)
Hutches with lift-up door and open space on right - 36" H	<i>Assisted lift-up door with soft-close. Open space on right. Clearance: 20" (507 mm). 1 grommet. Full-width wire access. Can accommodate a tackboard; refer to page 205 in the February 2015 Lacasse price book.</i>			
	<i>72" (1800 mm): 25" (620 mm) open bookcase; 66" (1650 mm): 21" (520 mm) open bookcase; 60" (1500 mm): 19" (470 mm) open bookcase; 54" (1350 mm): 17" (420 mm) open bookcase.</i>			
	72 x 16 x 36	1800 x 419 x 907	NNNR-EB723616	1,273
	66 x 16 x 36	1650 x 419 x 907	NNNR-EB663616	1,251
	60 x 16 x 36	1500 x 419 x 907	NNNR-EB603616	1,224
	54 x 16 x 36	1350 x 419 x 907	NNNR-EB543616	1,192
Smooth edge (N). Specify the front finish (B, W, N).				

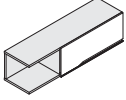
High-Gloss Black (B) or High-Gloss White (W) front finish option: add \$109.

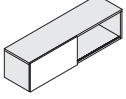
	W x D x H (in)	W x D x H (mm)	Code	All Laminate (\$)
Hutches with lift-up door and open space on left - 36" H	<i>Assisted lift-up door with soft-close. Open space on left. Clearance: 20" (507 mm). 1 grommet. Full-width wire access. Can accommodate a tackboard; refer to page 205 in the February 2015 Lacasse price book.</i>			
	<i>72" (1800 mm): 25" (620 mm) open bookcase; 66" (1650 mm): 21" (520 mm) open bookcase; 60" (1500 mm): 19" (470 mm) open bookcase; 54" (1350 mm): 17" (420 mm) open bookcase.</i>			
	72 x 16 x 36	1800 x 419 x 907	NNNL-EB723616V	1,273
	66 x 16 x 36	1650 x 419 x 907	NNNL-EB663616V	1,251
	60 x 16 x 36	1500 x 419 x 907	NNNL-EB603616V	1,224
	54 x 16 x 36	1350 x 419 x 907	NNNL-EB543616V	1,192
Smooth edge (N). Specify the front finish (B, W, N).				

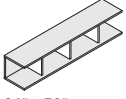
High-Gloss Black (B) or High-Gloss White (W) front finish option: add \$109.

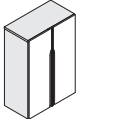
	W x D x H (in)	W x D x H (mm)	Code	All Laminate (\$)
Wall-mounted hutches with lift-up door and open space on right	<i>Assisted lift-up door with soft-close. Open space on right. Hanger bar included for wall-mount installation. Can accommodate a tackboard; refer to page 205 in the February 2015 Lacasse price book.</i>			
	<i>72" (1800 mm): 26" (645 mm) open bookcase; 66" (1650 mm): 22" (545 mm) open bookcase; 60" (1500 mm): 20" (495 mm) open bookcase; 54" (1350 mm): 18" (445 mm) open bookcase.</i>			
	72 x 16 x 16	1800 x 419 x 400	NNNR-EMV721616	1,131
	66 x 16 x 16	1650 x 419 x 400	NNNR-EMV661616	1,109
	60 x 16 x 16	1500 x 419 x 400	NNNR-EMV601616	1,083
	54 x 16 x 16	1350 x 419 x 400	NNNR-EMV541616	1,055
Smooth edge (N). Specify the front finish (B, W, N).				

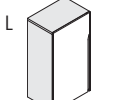
High-Gloss Black (B) or High-Gloss White (W) front finish option: add \$109.



	W x D x H (in)	W x D x H (mm)	Code	All Laminate (\$)
 <p>High-Gloss Black (B) or High-Gloss White (W) front finish option: add \$109.</p>	Wall-mounted hutches with lift-up door and open space on left <i>Assisted lift-up door with soft-close. Open space on left. Hanger bar included for wall-mount installation. Can accommodate a tackboard: refer to page 205 in the February 2015 Lacasse price book.</i>			
	<i>72" (1800 mm): 26" (645 mm) open bookcase;</i>			
	<i>66" (1650 mm): 22" (545 mm) open bookcase;</i>			
	<i>60" (1500 mm): 20" (495 mm) open bookcase;</i>			
	<i>54" (1350 mm): 18" (445 mm) open bookcase.</i>			
	72 x 16 x 16	1800 x 419 x 400	NNNL-EM721616V	1,131
	66 x 16 x 16	1650 x 419 x 400	NNNL-EM661616V	1,109
	60 x 16 x 16	1500 x 419 x 400	NNNL-EM601616V	1,083
	54 x 16 x 16	1350 x 419 x 400	NNNL-EM541616V	1,055
Smooth edge (N). Specify the front finish (B, W, N).				


	W x D x H (in)	W x D x H (mm)	Code	All Laminate (\$)
 <p>High-Gloss Black (B) or High-Gloss White (W) front finish option: add \$109.</p>	Wall-mounted hutches with sliding door <i>Sliding door. Hanger bar included for wall-mount installation. Can accommodate a tackboard: refer to page 205 in the February 2015 Lacasse price book.</i>			
	<i>84" (2100 mm): 2100 x 419 x 400</i>			
	<i>78" (1950 mm): 1950 x 419 x 400</i>			
	<i>72" (1800 mm): 1800 x 419 x 400</i>			
	<i>66" (1650 mm): 1650 x 419 x 400</i>			
	84 x 16 x 16	2100 x 419 x 400	NNNN-EM841616C	1,147
	78 x 16 x 16	1950 x 419 x 400	NNNN-EM781616C	1,120
	72 x 16 x 16	1800 x 419 x 400	NNNN-EM721616C	1,093
	66 x 16 x 16	1650 x 419 x 400	NNNN-EM661616C	1,065
	60 x 16 x 16	1500 x 419 x 400	NNNN-EM601616C	1,043
	54 x 16 x 16	1350 x 419 x 400	NNNN-EM541616C	1,016
Smooth edge (N). Specify the front finish (B, W, N).				


	W x D x H (in)	W x D x H (mm)	Code	All Laminate (\$)
 <p>84" - 78"</p>	Open wall-mounted hutches <i>Hanger bar included for wall-mount installation. Can accommodate a tackboard: refer to page 205 in the February 2015 Lacasse price book.</i>			
	<i>84" (2100 mm): 2100 x 419 x 400</i>			
	<i>78" (1950 mm): 1950 x 419 x 400</i>			
	<i>72" (1800 mm): 1800 x 419 x 400</i>			
	<i>66" (1650 mm): 1650 x 419 x 400</i>			
	84 x 16 x 16	2100 x 419 x 400	NNNN-EM841616	956
	78 x 16 x 16	1950 x 419 x 400	NNNN-EM781616	939
	72 x 16 x 16	1800 x 419 x 400	NNNN-EM721616	825
	66 x 16 x 16	1650 x 419 x 400	NNNN-EM661616	802
	60 x 16 x 16	1500 x 419 x 400	NNNN-EM601616	787
	54 x 16 x 16	1350 x 419 x 400	NNNN-EM541616	759
Smooth edge (N). Specify the front finish (B, W, N).				


	W x D x H (in)	W x D x H (mm)	Code	All Laminate (\$)
 <p>High-Gloss Black (B) or High-Gloss White (W) front finish option: add \$164.</p>	Wall-mounted hutches with doors <i>2 doors with soft-close. Hanger bar included for wall-mount installation. 52" H (1289 mm) - 36" H (907 mm): 2 adjustable shelves; 28" H (716 mm): 1 adjustable shelf.</i>			
	<i>36" (900 mm): 900 x 419 x 1289</i>			
	<i>36" (900 mm): 900 x 419 x 1098</i>			
	<i>36" (900 mm): 900 x 419 x 907</i>			
	<i>36" (900 mm): 900 x 419 x 716</i>			
	<i>30" (750 mm): 750 x 419 x 1289</i>			
	<i>30" (750 mm): 750 x 419 x 1098</i>			
	<i>30" (750 mm): 750 x 419 x 907</i>			
	36 x 16 x 52	900 x 419 x 1289	NNNN-EM365216P	1,311
	36 x 16 x 44	900 x 419 x 1098	NNNN-EM364416P	1,246
	36 x 16 x 36	900 x 419 x 907	NNNN-EM363616P	1,153
	36 x 16 x 28	900 x 419 x 716	NNNN-EM362816P	1,109
	30 x 16 x 52	750 x 419 x 1289	NNNN-EM305216P	1,262
	30 x 16 x 44	750 x 419 x 1098	NNNN-EM304416P	1,202
	30 x 16 x 36	750 x 419 x 907	NNNN-EM303616P	1,114
	30 x 16 x 28	750 x 419 x 716	NNNN-EM302816P	1,075
Smooth edge (N). Specify the front finish (B, W, N).				

	W x D x H (in)	W x D x H (mm)	Code	All Laminate (\$)
 <p>High-Gloss Black (B) or High-Gloss White (W) front finish option: add \$82.</p>	Wall-mounted hutches with doors <i>1 door with soft-close. Hanger bar included for wall-mount installation. 52" H (1289 mm) - 36" H (907 mm): 2 adjustable shelves; 28" H (716 mm): 1 adjustable shelf.</i>			
	<i>24" (600 mm): 600 x 419 x 1289</i>			
	<i>24" (600 mm): 600 x 419 x 1098</i>			
	<i>24" (600 mm): 600 x 419 x 907</i>			
	<i>24" (600 mm): 600 x 419 x 716</i>			
	24 x 16 x 52	600 x 419 x 1289	NNN-EM245216P	1,174
	24 x 16 x 44	600 x 419 x 1098	NNN-EM244416P	1,120
	24 x 16 x 36	600 x 419 x 907	NNN-EM243616P	1,038
	24 x 16 x 28	600 x 419 x 716	NNN-EM242816P	1,010
Smooth edge (N). Specify the opening: Left (L) or Right (R). Specify the front finish (B, W, N).				

	W x D x H (in)	W x D x H (mm)	Code	All Laminate (\$)
PEDESTALS				
 <p>High-Gloss Black (B) or High-Gloss White (W) front finish option: add \$55.</p>	Hanging pedestal with drawers <i>1 box drawer and 1 file drawer with soft-close. Suspension bar. Pencil tray. Lock. Must be installed under a surface. Not compatible with 20" (500 mm) deep surfaces.</i>			
		16 x 18 x 20	409 x 448 x 489	NNN_-161820F
 <p>High-Gloss Black (B) or High-Gloss White (W) front finish option: add \$55.</p>	Mobile pedestal with drawers <i>1 box drawer and 1 file drawer with soft-close. Suspension bar. Pencil tray. Lock. Brakes on front casters. Can accommodate 1 LGC-CU1518 cushion. See page 207 from the February 2015 Lacasse price book.</i>			
		16 x 18 x 20	390 x 450 x 530	NNN_-MP161820F
Smooth edge (N). Specify the handle curve: Left (L) or Right (R). Specify the front finish (B, W, N).				

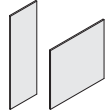
	W x D x H (in)	W x D x H (mm)	Code	All Laminate (\$)
 <p>High-Gloss Black (B) or High-Gloss White (W) finish option: 27" to 51", add \$82; 55" to 67", add \$109; 69" to 81", add \$137.</p>	Modular modesty panels <i>Use as modesty panel. Compatible with short-back surfaces.</i>			
		81 x 5/8 x 14	2019 x 16 x 350	NNNN-MOD1481
	75 x 5/8 x 14	1869 x 16 x 350	NNNN-MOD1475	202
	73 x 5/8 x 14	1819 x 16 x 350	NNNN-MOD1473	202
	69 x 5/8 x 14	1719 x 16 x 350	NNNN-MOD1469	197
	67 x 5/8 x 14	1669 x 16 x 350	NNNN-MOD1467	197
	63 x 5/8 x 14	1569 x 16 x 350	NNNN-MOD1463	192
	61 x 5/8 x 14	1519 x 16 x 350	NNNN-MOD1461	192
	57 x 5/8 x 14	1419 x 16 x 350	NNNN-MOD1457	180
	55 x 5/8 x 14	1369 x 16 x 350	NNNN-MOD1455	174
	51 x 5/8 x 14	1269 x 16 x 350	NNNN-MOD1451	174
	49 x 5/8 x 14	1219 x 16 x 350	NNNN-MOD1449	169
	45 x 5/8 x 14	1119 x 16 x 350	NNNN-MOD1445	169
	39 x 5/8 x 14	969 x 16 x 350	NNNN-MOD1439	164
	33 x 5/8 x 14	819 x 16 x 350	NNNN-MOD1433	159
	27 x 5/8 x 14	669 x 16 x 350	NNNN-MOD1427	159
Smooth edge (N). Specify the modesty panel finish (B, W, N).				

	W x D x H (in)	W x D x H (mm)	Code	All Laminate (\$)	
ACCESSORIES					
 <p>High-Gloss Black (B) or High-Gloss White (W) front finish option: add \$82.</p>	Privacy lateral screens <i>Fabric screen supported by metal clip. Height adjustable. Can be attached to a surface, desk or return. These prices are applicable for United Chair® Grade 1 and 2 fabrics. For other United Chair® grades add: Grade 3: 15%, Grade 4: 20%, Grade 5: 25%, Grade 6: 30%, Grade 7: 35%.</i>				
		48 x 3/8 x 30	1200 x 10 x 750	NNNN-SCF3048	546
		42 x 3/8 x 30	1050 x 10 x 750	NNNN-SCF3042	529
		36 x 3/8 x 30	900 x 10 x 750	NNNN-SCF3036	514
		30 x 3/8 x 30	750 x 10 x 750	NNNN-SCF3030	496
		48 x 3/8 x 24	1200 x 10 x 600	NNNN-SCF2448	519
		42 x 3/8 x 24	1050 x 10 x 600	NNNN-SCF2442	509
		36 x 3/8 x 24	900 x 10 x 600	NNNN-SCF2436	491
		30 x 3/8 x 24	750 x 10 x 600	NNNN-SCF2430	475
		24 x 3/8 x 24	600 x 10 x 600	NNNN-SCF2424	459

	W x D x H (in)	W x D x H (mm)	Code	All Laminate (\$)
Privacy lateral screens	<i>Translucent screen supported by metal clip. Height adjustable. Can be attached to a surface, desk or return.</i>			
	48 x ¼ x 30	1200 x 6 x 750	NNNNN-SCT3048	727
	42 x ¼ x 30	1050 x 6 x 750	NNNNN-SCT3042	650
	36 x ¼ x 30	900 x 6 x 750	NNNNN-SCT3036	574
	30 x ¼ x 30	750 x 6 x 750	NNNNN-SCT3030	496
	48 x ¼ x 24	1200 x 6 x 600	NNNNN-SCT2448	607
	42 x ¼ x 24	1050 x 6 x 600	NNNNN-SCT2442	541
	36 x ¼ x 24	900 x 6 x 600	NNNNN-SCT2436	486
	30 x ¼ x 24	750 x 6 x 600	NNNNN-SCT2430	420
	24 x ¼ x 24	600 x 6 x 600	NNNNN-SCT2424	361

Acrylic option: Change T for Y Sky, add \$65.

Tackboards



	W x D x H (in)	W x D x H (mm)	Code	All Laminate (\$)
	<i>To be used on back of bookcase hutches. These prices are applicable for United Chair® Grade 1 and 2 fabrics. For other United Chair® grades add: Grade 3: 15%, Grade 4: 20%, Grade 5: 25%, Grade 6: 30%, Grade 7: 35%.</i>			
	34 x ½ x 50	841 x 13 x 1232	NNNNN-TK3450	387
	34 x ½ x 42	841 x 13 x 1041	NNNNN-TK3442	377
	34 x ½ x 34	841 x 13 x 850	NNNNN-TK3434	366
	34 x ½ x 26	841 x 13 x 659	NNNNN-TK3426	355
	28 x ½ x 50	691 x 13 x 1232	NNNNN-TK2850	377
	28 x ½ x 42	691 x 13 x 1041	NNNNN-TK2842	366
	28 x ½ x 34	691 x 13 x 850	NNNNN-TK2834	355
	28 x ½ x 26	691 x 13 x 659	NNNNN-TK2826	345
	22 x ½ x 50	541 x 13 x 1232	NNNNN-TK2250	366
	22 x ½ x 42	541 x 13 x 1041	NNNNN-TK2242	355
	22 x ½ x 34	541 x 13 x 850	NNNNN-TK2234	345
	22 x ½ x 26	541 x 13 x 659	NNNNN-TK2226	328
	18 x ½ x 50	441 x 13 x 1232	NNNNN-TK1850	355
	18 x ½ x 42	441 x 13 x 1041	NNNNN-TK1842	345
	18 x ½ x 34	441 x 13 x 850	NNNNN-TK1834	328
	18 x ½ x 26	441 x 13 x 659	NNNNN-TK1826	317
	14 x ½ x 50	341 x 13 x 1232	NNNNN-TK1450	345
	14 x ½ x 42	341 x 13 x 1041	NNNNN-TK1442	328
	14 x ½ x 34	341 x 13 x 850	NNNNN-TK1434	317
	14 x ½ x 26	341 x 13 x 659	NNNNN-TK1426	306

Cushions



	W x D x H (in)	W x D x H (mm)	Code	All Laminate (\$)
	<i>2" (51 mm) foam. Installs on low storage units with Velcro. These prices are applicable for United Chair® Grade 1 and 2 fabrics. For other United Chair® grades add: Grade 3: 15%, Grade 4: 20%, Grade 5: 25%, Grade 6: 30%, Grade 7: 35%. For any other dimension, please contact the Quotations Department.</i>			
	48 x 36 x 2	1200 x 900 x 51	NNNNN-CU3648	650
	36 x 36 x 2	900 x 900 x 51	NNNNN-CU3636	563
	24 x 36 x 2	600 x 900 x 51	NNNNN-CU3624	470
	48 x 30 x 2	1200 x 750 x 51	NNNNN-CU3048	590
	36 x 30 x 2	900 x 750 x 51	NNNNN-CU3036	529
	24 x 30 x 2	600 x 750 x 51	NNNNN-CU3024	442
	48 x 24 x 2	1200 x 600 x 51	NNNNN-CU2448	529
	36 x 24 x 2	900 x 600 x 51	NNNNN-CU2436	470
	24 x 24 x 2	600 x 600 x 51	NNNNN-CU2424	382
	48 x 20 x 2	1200 x 500 x 51	NNNNN-CU2048	503
	36 x 20 x 2	900 x 500 x 51	NNNNN-CU2036	420
	24 x 20 x 2	600 x 500 x 51	NNNNN-CU2024	333

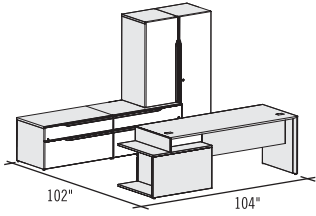
Grommets



	Code	All Laminate (\$)
	<i>Satin chrome finish. Factory installed on request. Attach positioning sketch with your order.</i>	
	LGC-MGRQ25	60
	LGC-MGRQ38	60

SUGGESTIONS

N _ _ _ -PLAN01



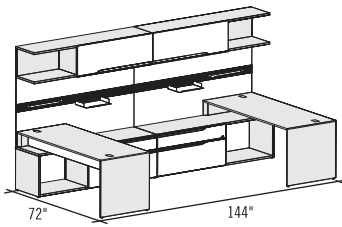
Plan shown in Nex Brochure:

N5KNW-PLAN01 **\$8,233**

- 1 N5KRN-RS3078B5
- 1 NNNNW-MOD1451
- 1 N1NRW-UL303621CPU
- 1 N1NRN-244221ULS
- 1 N1NLN-SUL244221
- 1 NNNLW-EB204420P
- 1 NNNRW-202065BC

1½" thick laminate (5) surface, knife edge (K), handles on right (R) and left (L), High-Gloss White finish (W) on the modesty panel and fronts.

N _ _ _ -PLAN02



Plan shown in Nex Brochure:

N5KNB-PLAN02 **\$7,987**

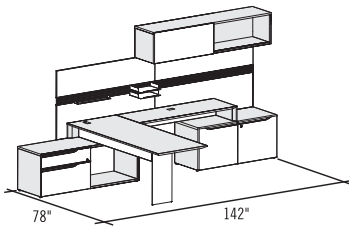
- 1 NNNLB-EM721616V
- 1 NNNRB-EMV721616
- 1 N5KLN-RS3072B5
- 1 N5KRN-RS3072B5
- 1 N1NRB-ULS207221BE
- 1 N1NLB-BE207221SUL

1½" thick laminate (5) surface, knife edge (K), handles on right (R) and left (L), High-Gloss Black finish (B) on fronts.

With accessories **\$2,229**

- 2 LGC-RPT14S
- 2 LGC-RAS20S
- 2 LGC-RA72MS
- 2 LGC-TK7217M
- 2 LGC-TK7213M

N _ _ _ -PLAN03



Plan shown in Nex Brochure:

N5KNW-PLAN03 **\$6,174**

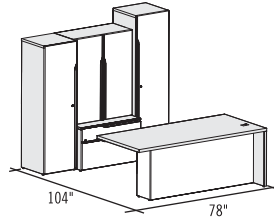
- 1 NNNNW-EM721616C
- 1 N1NNW-204821B
- 1 N5KRN-R2060B5
- 1 N5KRN-RS3078PB5
- 1 N1NRW-UL206021BE

1½" thick laminate (5) surface, knife edge (K), handles on right (R) and left (L), High-Gloss White finish (W) on fronts.

With accessories **\$2,004**

- 2 LGC-RA60MS
- 2 LGC-TK6017M
- 2 LGC-TK6013M
- 1 LGC-RAS20S
- 2 LGC-RPT11S

N _ _ _ -PLAN04



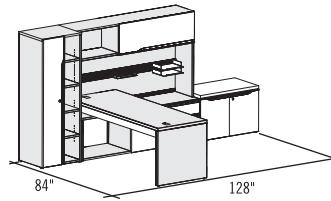
Plan shown in Nex Brochure:

N5NNW-PLAN04 **\$6,922**

- 1 NNNRW-202073BC
- 1 NNNNW-EB364416P
- 1 NNNLW-202065B
- 1 N5NLW-RTM3678
- 1 N1NLW-UL243621

1½" thick laminate (5) desk, handles on right (R) and left (L), High-Gloss White finish (W) on the modesty panel and fronts.

N _ _ _ -PLAN05



Plan shown in Nex Brochure:

N5NNN-PLAN05 **\$6,725**

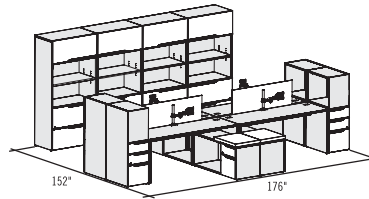
- 1 NNNNN-202465CBE
- 1 NNNLN-E724416V
- 1 N1NNN-203621B
- 1 N5NRN-RS3078B5
- 1 N1NLN-BE207221SUL
- 1 NNNNN-CU2036

1½" thick laminate (5) surface, handles on left (L).

With accessories **\$918**

- 1 LGC-RA70ES
- 2 LGC-RPT11S
- 1 LGC-RAS12S
- 1 LGC-LED37

N _ _ _ -PLAN06



Plan shown in Nex Brochure:

N1NNB-PLAN06 **\$26,332**

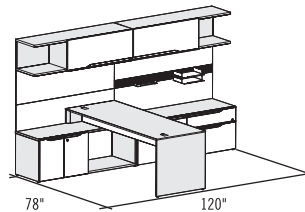
- 2 NNNLB-203673LFBVE
- 2 NNNRB-203673LFBVE
- 2 N1NLN-RS2472B5
- 2 N1NRN-RS2472B5
- 2 N1NRB-F204821BE
- 2 N1NLB-BE204821F
- 2 NNNRB-PUF241649
- 2 NNNLB-P241649UF
- 2 NNNNN-SCF3048

1" thick laminate (1) surface, handles on right (R) and left (L), High-Gloss Black finish (B) on fronts.

With accessories **\$2,272**

- 4 LGC-SUPECPLS

N _ _ _ -PLAN07



Plan shown in Nex Brochure:

N5KNW-PLAN07 **\$6,605**

- 1 NNNLW-EM601616V
- 1 NNNRW-EMV601616
- 1 N1NNN-UL206021LUL
- 1 N5KRN-RS3078B5
- 1 N1NNN-B206021BE

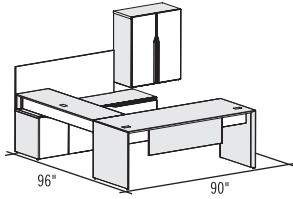
1½" thick laminate (5) surface, knife edge (K), handles on right (R) and left (L), High-Gloss White finish (W) on hutches fronts.

With accessories **\$1,820**

- 1 LGC-TK6013M
- 1 LGC-RA60MS
- 2 LGC-RPT11S
- 1 LGC-RAS12S
- 3 LGC-TK6017M

SUGGESTIONS

N ___ -PLAN08



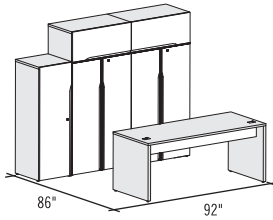
Plan shown in Nex Brochure:

N5NNW-PLAN08	\$5,349
1 NNNNW-EM303616P	
1 N1NNW-B207221UL	
1 N5KNN-RT3078A5	
1 N5KRN-R2066B5	
1 NNNNW-MOD1445	

1½" thick laminate (5) desk, knife edge (K) desk, handles on right (R) and left (L), High-Gloss White finish (W) on the modesty panel and fronts.

With accessories	\$361
1 LGC-TK6021M	

N ___ -PLAN09



Not shown in Nex Brochure:

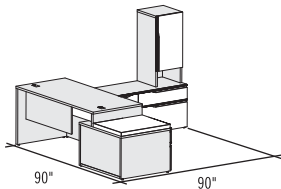
N1 ___ -PLAN09	\$6,551
1 N1NNN-RT3072A5	
1 NNNLN-203673BV	
1 NNNRN-203673BV	
1 NNNLN-202057BC	

1" thick laminate (1) desk, handles on right (R) and left (L).

Other option	\$7,670
---------------------	----------------

1½" thick laminate (5) desk, knife edge (K), handles on right (R) and left (L), high-gloss finish on fronts (B, W).

N ___ -PLAN10



Not shown in Nex Brochure:

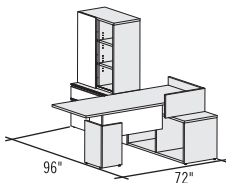
N1 ___ -PLAN10	\$5,125
1 N1NLN-RS3066B5	
1 N1NRN-UL303021	
1 N1NNN-B206021UL	
1 NNNRN-EBS163616P	
1 NNNNN-MOD1439	
1 NNNNN-CU3024	

1" thick laminate (1) desk, handles on right (R) and left (L).

Other option	\$5,774
---------------------	----------------

1½" thick laminate (5) desk, knife edge (K), handles on right (R) and left (L), high-gloss finish on fronts (B, W).

N ___ -PLAN11



Not shown in Nex Brochure:

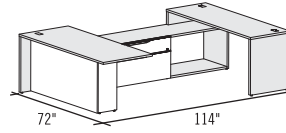
N1 ___ -PLAN11	\$3,895
1 N1NLN-IRS3072	
1 N1NRN-ULS209621BE	
1 NNNNN-EB303616C	

1" thick laminate (1) surface, handles on right (R).

Other option	\$4,611
---------------------	----------------

1½" thick laminate (5) surface, knife edge (K), handles on right (R), high-gloss finish on fronts (B, W).

N ___ -PLAN12



Not shown in Nex Brochure:

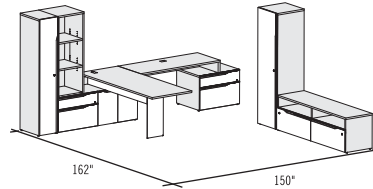
N1 ___ -PLAN12	\$3,097
1 N1NRN-RTM3072	
1 N1NRN-ULS208421BE	
1 N1NLN-RS2472B5	

1" thick laminate (1) desk, handles on right (R).

Other option	\$3,988
---------------------	----------------

1½" thick laminate (5) desk, knife edge (K), handles on right (R), high-gloss finish on fronts (B, W).

N ___ -PLAN13



Not shown in Nex Brochure:

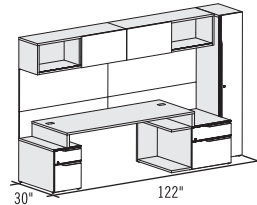
N1 ___ -PLAN13	\$9,659
1 N1NRN-RS3078PB5	
1 N1NRN-R2460B5	
1 N1NRN-UL243021	
1 N1NNN-UL206021B	
1 N1NLN-201473BC	
1 NNNNN-EB205220	
1 N1NNN-SLFS207221	
1 N1NLN-202073B	

1" thick laminate (1) surface, handles on right (R) and left (L).

Other option	\$10,916
---------------------	-----------------

1½" thick laminate (5) surface, knife edge (K), handles on right (R) and left (L), high-gloss finish on fronts (B, W).

N ___ -PLAN14



Not shown in Nex Brochure:

N1 ___ -PLAN14	\$6,600
2 NNNNN-EM541616C	
1 N1NLN-CPU303621UL	
1 N1NNN-RS3078C5	
1 N1NLN-F301621	
1 NNNRN-201473BC	

1" thick laminate (1) surface, handles on right (R) and left (L).

With accessories	\$2,316
-------------------------	----------------

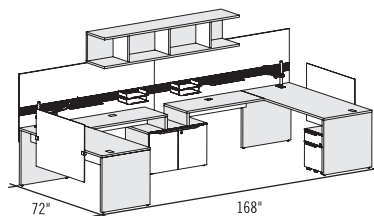
- 2 LGC-TK5413M
- 2 LGC-TK5421M
- 2 LGC-LED37

Other option	\$7,119
---------------------	----------------

1½" thick laminate (5) surface, knife edge (K), handles on right (R) and left (L), high-gloss finish on fronts (B, W).

SUGGESTIONS

N ____-PLAN15



Not shown in Nex Brochure:

N1 ____-PLAN15 **\$7,993**

- 2 N1NNN-RT3072A5
- 1 N1NRN-R2048B5
- 1 N1NLN-R2048B5
- 1 N1NNN-203621B
- 1 N1NRN-MP161820F
- 1 N1NLN-MP161820F
- 1 NNNNN-EM841616
- 2 NNNNN-SCT3042

1" thick laminate (1) surface, handles on right (R) and left (L).

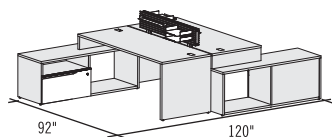
With accessories **\$3,628**

- 2 LGC-TK8417M
- 2 LGC-TK8413M
- 2 LGC-RA84MS
- 4 LGC-RPT11S
- 2 LGC-RAS20S
- 2 LGC-SUPECPLS

Other option **\$9,205**

1½" thick laminate (5) surface, knife edge (K), handles on right (R) and left (L), high-gloss finish on fronts (B, W).

N ____-PLAN16



Not shown in Nex Brochure:

N1 ____-PLAN16 **\$3,824**

- 2 N1NLN-RS3072B5
- 2 N1NRN-SLF206021BE

1" thick laminate (1) surface, handles on right (R).

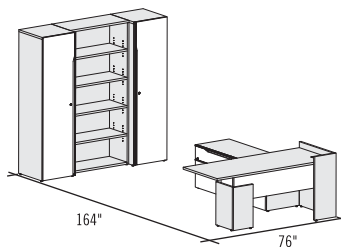
With accessories **\$1,278**

- 2 LGC-RA48S
- 2 LGC-SUPACS
- 4 LGC-RPT11S
- 2 LGC-RAS20S

Other option **\$4,589**

1½" thick laminate (5) surface, knife edge (K), handles on right (R), high-gloss finish on fronts (B, W). Knife edge not compatible with LGC-SUPAC_.

N ____-PLAN17



Not shown in Nex Brochure:

N1 ____-PLAN17 **\$6,474**

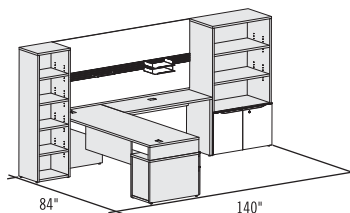
- 1 N1NLN-IRT3072
- 1 N1NNN-UL206021UL
- 1 NNNLN-202073B
- 1 NNNRN-202073BC
- 1 NNNNN-B367316

1" thick laminate (1) desk, handles on right (R) and left (L).

Other option **\$7,149**

1½" thick laminate (5) desk, knife edge (K), handles on right (R) and left (L), high-gloss finish on fronts (B, W).

N ____-PLAN18



Not shown in Nex Brochure:

N1 ____-PLAN18 **\$5,141**

- 1 N1NLN-RS3084B5
- 1 N1NLN-F301621
- 1 N1NRN-R2454A5
- 1 NNNNN-B206516
- 1 NNNNN-203665BBE
- 1 NNNNN-MOD1439

1" thick laminate (1) surface, handles on left (L).

With accessories **\$1,229**

- 1 LGC-RA84MS
- 1 LGC-TK8413M
- 1 LGC-TK8417M
- 2 LGC-RPT11S
- 1 LGC-RAS12S


Other option **\$6,027**

1½" thick laminate (5) surface, knife edge (K), handles on left (L), high-gloss finish on fronts (B, W).

EDGEBANDING

Furniture with 1" and 1½" (25 and 38 mm) thick tops.

N Edge




Smooth, ¼" (3 mm) thick edge.

The N edge is matched with the finish specified for the surface.

Furniture with 1½" (38 mm) thick tops.


Textured 1 Edge



Textured, ⅝" (4 mm) thick edge.

The textured 1 and 2 edges are available (and in matching color) ONLY when a wood grain finish is specified for the surface.


Textured 2 Edge




HANDLES




A – Arcade



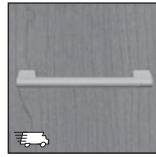
C – Cubic



K – Classic



W – Waterfall



Z – Straight

LEGS



Q – Square



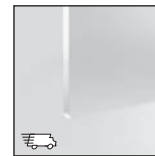
V – Round

ALUMINUM KICKPLATE



M – Anodized Aluminum

MODESTY PANELS / DOOR INSERTS

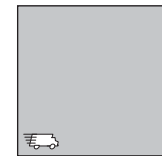


T – Translucent



X – Matrix

ACCENT COLORS



S – Silver



A – Anthracite Grey

Exception: Furniture with doors or aluminum kickplate are available in Silver anodized aluminum only.

CODIFICATION

Series	Options			
	Thickness	Edgebanding	Handles / Legs	Accent color
M	1 Thermofused laminate 1"	N Smooth edge 1 Textured edge 2 Textured edge	A Arcade C Cubic K Classic W Waterfall Z Straight Q Square leg V Round leg	A Anthracite Grey S Silver
	2 High-pressure laminate 1"			
	5 Thermofused laminate 1½"			
	6 High-pressure laminate 1½"			

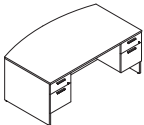
READY TO SHIP IN 5 DAYS!

Several suggested layouts, components and accessories identified by this pictogram are part of the Lacasse quick delivery program.

Please refer to page 3 for complete program details.



Double pedestals bow front desks



Aluminum kickplate option: specify M at the end of the code, add \$164.

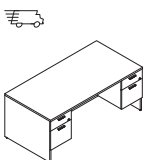
W x D x H (in)	W x D x H (mm)	Code	All Laminate (\$)	HPL Surfaces (\$)
<i>2 pedestals with locks. 2 box drawers and 2 file drawers with suspension bars. Pencil tray. Recessed, full-height modesty panel.</i>				
72 x 42 x 29⅞	1800 x 1050 x 744	M_N__-F4272FA	1,820	2,125
66 x 36 x 29⅞	1650 x 900 x 744	M_N__-F3666FA	1,698	1,984

Specify the surface type (1, 2). Edge N. Specify the handle code (A, C, K, W, Z). Specify the accent color (A, S).

72 x 42 x 29⅞	1800 x 1050 x 757	M____-F4272FA	2,044	2,399
66 x 36 x 29⅞	1650 x 900 x 757	M____-F3666FA	1,923	2,257

Specify the surface type (5, 6). Specify the edge (N, 1, 2). Specify the handle code (A, C, K, W, Z). Specify the accent color (A, S).

Double pedestal desks



2 pedestals with locks. 2 box drawers and 2 file drawers with suspension bars. Pencil tray. Recessed, full-height modesty panel.

72 x 36 x 29⅞	1800 x 900 x 744	M_N__-F3672F	1,535	1,841
66 x 30 x 29⅞	1650 x 750 x 744	M_N__-F3066F	1,415	1,698
60 x 30 x 29⅞	1500 x 750 x 744	M_N__-F3060F	1,361	1,622

Specify the surface type (1, 2). Edge N. Specify the handle code (A, C, K, W, Z). Specify the accent color (A, S).

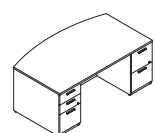
Double pedestal desks (cont'd)

Aluminum kickplate option: specify M at the end of the code, add \$164.

W x D x H (in)	W x D x H (mm)	Code	All Laminate (\$)	HPL Surfaces (\$)
72 x 36 x 29⅞	1800 x 900 x 757	M____-F3672F	1,758	2,114
66 x 30 x 29⅞	1650 x 750 x 757	M____-F3066F	1,639	1,972
60 x 30 x 29⅞	1500 x 750 x 757	M____-F3060F	1,579	1,895

Specify the surface type (5, 6). Specify the edge (N, 1, 2). Specify the handle code (A, C, K, W, Z). Specify the accent color (A, S).

Double pedestals bow front desks – low profile



Aluminum kickplate option: specify M at the end of the code, add \$164.

<i>2 pedestals with locks. 2 box drawers and 3 file drawers with suspension bars. Pencil tray. Recessed, full-height modesty panel.</i>				
72 x 42 x 29⅞	1800 x 1050 x 744	M_N__-UF4272FFA	2,181	2,491
66 x 36 x 29⅞	1650 x 900 x 744	M_N__-UF3666FFA	2,065	2,349

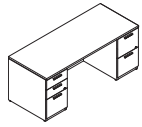
Specify the surface type (1, 2). Edge N. Specify the handle code (A, C, K, W, Z). Specify the accent color (A, S).

72 x 42 x 29⅞	1800 x 1050 x 757	M____-UF4272FFA	2,404	2,759
66 x 36 x 29⅞	1650 x 900 x 757	M____-UF3666FFA	2,284	2,612

Specify the surface type (5, 6). Specify the edge (N, 1, 2). Specify the handle code (A, C, K, W, Z). Specify the accent color (A, S).

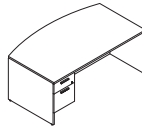


W x D x H (in)	W x D x H (mm)	Code	All Laminate (\$)	HPL Surfaces (\$)
Double pedestal desks – low profile				
<i>2 pedestals with locks. 2 box drawers and 3 file drawers with suspension bars. Pencil tray. Recessed, full-height modesty panel.</i>				
72 x 36 x 29 ³ / ₈	1800 x 900 x 744	M_N__-UF3672FF	1,895	2,207
66 x 30 x 29 ³ / ₈	1650 x 750 x 744	M_N__-UF3066FF	1,781	2,065
60 x 30 x 29 ³ / ₈	1500 x 750 x 744	M_N__-UF3060FF	1,716	1,989
Specify the surface type (1, 2). Edge N. Specify the handle code (A, C, K, W, Z). Specify the accent color (A, S).				



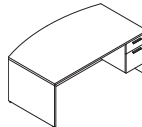
Aluminum kickplate option: specify M at the end of the code, add \$164.

W x D x H (in)	W x D x H (mm)	Code	All Laminate (\$)	HPL Surfaces (\$)
Left single pedestals bow front desks				
<i>1 pedestal on left with lock. 1 box drawer and 1 file drawer with suspension bar. Pencil tray. Recessed, full-height modesty panel.</i>				
72 x 42 x 29 ³ / ₈	1800 x 1050 x 744	M_N_-F4272SA	1,519	1,765
66 x 36 x 29 ³ / ₈	1650 x 900 x 744	M_N_-F3666SA	1,399	1,617
Specify the surface type (1, 2). Edge N. Specify the handle code (A, C, K, W, Z). Specify the accent color (A, S).				



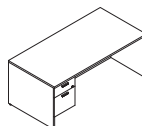
Aluminum kickplate option: specify M at the end of the code, add \$164.

W x D x H (in)	W x D x H (mm)	Code	All Laminate (\$)	HPL Surfaces (\$)
Right single pedestal bow front desks				
<i>1 pedestal on right with lock. 1 box drawer and 1 file drawer with suspension bar. Pencil tray. Recessed, full-height modesty panel.</i>				
72 x 42 x 29 ³ / ₈	1800 x 1050 x 744	M_N_-S4272FA	1,519	1,765
66 x 36 x 29 ³ / ₈	1650 x 900 x 744	M_N_-S3666FA	1,399	1,617
Specify the surface type (1, 2). Edge N. Specify the handle code (A, C, K, W, Z). Specify the accent color (A, S).				



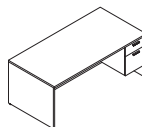
Aluminum kickplate option: specify M at the end of the code, add \$164.

W x D x H (in)	W x D x H (mm)	Code	All Laminate (\$)	HPL Surfaces (\$)
Left single pedestal desks				
<i>1 pedestal on left with lock. 1 box drawer and 1 file drawer with suspension bar. Pencil tray. Recessed, full-height modesty panel.</i>				
72 x 36 x 29 ³ / ₈	1800 x 900 x 744	M_N_-F3672S	1,235	1,480
66 x 30 x 29 ³ / ₈	1650 x 750 x 744	M_N_-F3066S	1,114	1,333
60 x 30 x 29 ³ / ₈	1500 x 750 x 744	M_N_-F3060S	1,055	1,267
Specify the surface type (1, 2). Edge N. Specify the handle code (A, C, K, W, Z). Specify the accent color (A, S).				



Aluminum kickplate option: specify M at the end of the code, add \$164.

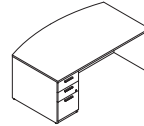
W x D x H (in)	W x D x H (mm)	Code	All Laminate (\$)	HPL Surfaces (\$)
Right single pedestal desks				
<i>1 pedestal on right with lock. 1 box drawer and 1 file drawer with suspension bar. Pencil tray. Recessed, full-height modesty panel.</i>				
72 x 36 x 29 ³ / ₈	1800 x 900 x 744	M_N_-S3672F	1,235	1,480
66 x 30 x 29 ³ / ₈	1650 x 750 x 744	M_N_-S3066F	1,114	1,333
60 x 30 x 29 ³ / ₈	1500 x 750 x 744	M_N_-S3060F	1,055	1,267
Specify the surface type (1, 2). Edge N. Specify the handle code (A, C, K, W, Z). Specify the accent color (A, S).				



Aluminum kickplate option: specify M at the end of the code, add \$164.

W x D x H (in)	W x D x H (mm)	Code	All Laminate (\$)	HPL Surfaces (\$)
Right single pedestal desks (cont'd)				
72 x 36 x 29 ³ / ₈	1800 x 900 x 757	M____-S3672F	1,431	1,721
66 x 30 x 29 ³ / ₈	1650 x 750 x 757	M____-S3066F	1,311	1,579
60 x 30 x 29 ³ / ₈	1500 x 750 x 757	M____-S3060F	1,262	1,513
Specify the surface type (5, 6). Specify the edge (N, 1, 2). Specify the handle code (A, C, K, W, Z). Specify the accent color (A, S).				

Left single pedestals bow front desks – low profile



Aluminum kickplate option: specify M at the end of the code, add \$164.

W x D x H (in)	W x D x H (mm)	Code	All Laminate (\$)	HPL Surfaces (\$)
Right single pedestal bow front desks – low profile				
<i>1 pedestal on right with lock. 2 box drawers and 1 file drawer with suspension bar. Pencil tray. Recessed, full-height modesty panel.</i>				
72 x 42 x 29 ³ / ₈	1800 x 1050 x 744	M_N_-S4272UFA	1,698	1,950
66 x 36 x 29 ³ / ₈	1650 x 900 x 744	M_N_-S3666UFA	1,579	1,803
Specify the surface type (1, 2). Edge N. Specify the handle code (A, C, K, W, Z). Specify the accent color (A, S).				

Aluminum kickplate option: specify M at the end of the code, add \$164.

W x D x H (in)	W x D x H (mm)	Code	All Laminate (\$)	HPL Surfaces (\$)
Left single pedestal desks – low profile				
<i>1 pedestal on left with lock. 2 box drawers and 1 file drawer with suspension bar. Pencil tray. Recessed, full-height modesty panel.</i>				
72 x 36 x 29 ³ / ₈	1800 x 900 x 744	M_N_-UF3672S	1,415	1,667
66 x 30 x 29 ³ / ₈	1650 x 750 x 744	M_N_-UF3066S	1,295	1,519
60 x 30 x 29 ³ / ₈	1500 x 750 x 744	M_N_-UF3060S	1,235	1,442
Specify the surface type (1, 2). Edge N. Specify the handle code (A, C, K, W, Z). Specify the accent color (A, S).				

Aluminum kickplate option: specify M at the end of the code, add \$164.

W x D x H (in)	W x D x H (mm)	Code	All Laminate (\$)	HPL Surfaces (\$)
Right single pedestal desks – low profile				
<i>1 pedestal on right with lock. 2 box drawers and 1 file drawer with suspension bar. Pencil tray. Recessed, full-height modesty panel.</i>				
72 x 36 x 29 ³ / ₈	1800 x 900 x 744	M_N_-S3672UF	1,415	1,667
66 x 30 x 29 ³ / ₈	1650 x 750 x 744	M_N_-S3066UF	1,295	1,519
60 x 30 x 29 ³ / ₈	1500 x 750 x 744	M_N_-S3060UF	1,235	1,442
Specify the surface type (1, 2). Edge N. Specify the handle code (A, C, K, W, Z). Specify the accent color (A, S).				

Aluminum kickplate option: specify M at the end of the code, add \$164.

W x D x H (in)	W x D x H (mm)	Code	All Laminate (\$)	HPL Surfaces (\$)
Right single pedestal desks				
<i>1 pedestal on right with lock. 2 box drawers and 1 file drawer with suspension bar. Pencil tray. Recessed, full-height modesty panel.</i>				
72 x 36 x 29 ³ / ₈	1800 x 900 x 757	M____-S3672UF	1,612	1,901
66 x 30 x 29 ³ / ₈	1650 x 750 x 757	M____-S3066UF	1,498	1,758
60 x 30 x 29 ³ / ₈	1500 x 750 x 757	M____-S3060UF	1,437	1,693
Specify the surface type (5, 6). Specify the edge (N, 1, 2). Specify the handle code (A, C, K, W, Z). Specify the accent color (A, S).				



W x D x H (in)	W x D x H (mm)	Code	All Laminate (\$)	HPL Surfaces (\$)
Left ellipse tables 2 steel legs. 1 grommet.				
72 x 48 x 29 3/8	1800 x 1200 x 744	M_N_-CT724818	1,202	1,688
66 x 48 x 29 3/8	1650 x 1200 x 744	M_N_-CT664818	1,174	1,644
60 x 48 x 29 3/8	1500 x 1200 x 744	M_N_-CT604818	1,142	1,601
Specify the surface type (1, 2). Edge N. Specify the leg code (Q, V). Specify the accent color (A, S).				
72 x 48 x 29 3/8	1800 x 1200 x 757	M_-_-CT724818	1,475	2,070
66 x 48 x 29 3/8	1650 x 1200 x 757	M_-_-CT664818	1,426	1,999
60 x 48 x 29 3/8	1500 x 1200 x 757	M_-_-CT604818	1,382	1,934
Specify the surface type (5, 6). Specify the edge (N, 1, 2). Specify the leg code (Q, V). Specify the accent color (A, S).				

W x D x H (in)	W x D x H (mm)	Code	All Laminate (\$)	HPL Surfaces (\$)
Right ellipse tables 2 steel legs. 1 grommet.				
72 x 48 x 29 3/8	1800 x 1200 x 744	M_N_-CT184872	1,202	1,688
66 x 48 x 29 3/8	1650 x 1200 x 744	M_N_-CT184866	1,174	1,644
60 x 48 x 29 3/8	1500 x 1200 x 744	M_N_-CT184860	1,142	1,601
Specify the surface type (1, 2). Edge N. Specify the leg code (Q, V). Specify the accent color (A, S).				
72 x 48 x 29 3/8	1800 x 1200 x 757	M_-_-CT184872	1,475	2,070
66 x 48 x 29 3/8	1650 x 1200 x 757	M_-_-CT184866	1,426	1,999
60 x 48 x 29 3/8	1500 x 1200 x 757	M_-_-CT184860	1,382	1,934
Specify the surface type (5, 6). Specify the edge (N, 1, 2). Specify the leg code (Q, V). Specify the accent color (A, S).				

W x D x H (in)	W x D x H (mm)	Code	All Laminate (\$)	HPL Surfaces (\$)
Left ellipse tables with laminate modesty panel Half-height laminate modesty panel. 2 steel legs. 1 grommet.				
72 x 48 x 29 3/8	1800 x 1200 x 744	M_N_-CTM724818	1,267	1,743
66 x 48 x 29 3/8	1650 x 1200 x 744	M_N_-CTM664818	1,235	1,704
60 x 48 x 29 3/8	1500 x 1200 x 744	M_N_-CTM604818	1,202	1,667
Specify the surface type (1, 2). Edge N. Specify the leg code (Q, V). Specify the accent color (A, S).				
72 x 48 x 29 3/8	1800 x 1200 x 757	M_-_-CTM724818	1,535	2,125
66 x 48 x 29 3/8	1650 x 1200 x 757	M_-_-CTM664818	1,485	2,065
60 x 48 x 29 3/8	1500 x 1200 x 757	M_-_-CTM604818	1,437	1,994
Specify the surface type (5, 6). Specify the edge (N, 1, 2). Specify the leg code (Q, V). Specify the accent color (A, S).				

W x D x H (in)	W x D x H (mm)	Code	All Laminate (\$)	HPL Surfaces (\$)
Right ellipse tables with laminate modesty panel Half-height laminate modesty panel. 2 steel legs. 1 grommet.				
72 x 48 x 29 3/8	1800 x 1200 x 744	M_N_-CTM184872	1,267	1,743
66 x 48 x 29 3/8	1650 x 1200 x 744	M_N_-CTM184866	1,235	1,704
60 x 48 x 29 3/8	1500 x 1200 x 744	M_N_-CTM184860	1,202	1,667
Specify the surface type (1, 2). Edge N. Specify the leg code (Q, V). Specify the accent color (A, S).				
72 x 48 x 29 3/8	1800 x 1200 x 757	M_-_-CTM184872	1,535	2,125
66 x 48 x 29 3/8	1650 x 1200 x 757	M_-_-CTM184866	1,485	2,065
60 x 48 x 29 3/8	1500 x 1200 x 757	M_-_-CTM184860	1,437	1,994
Specify the surface type (5, 6). Specify the edge (N, 1, 2). Specify the leg code (Q, V). Specify the accent color (A, S).				

W x D x H (in)	W x D x H (mm)	Code	All Laminate (\$)	HPL Surfaces (\$)
Y-shape tables 2 steel legs. 1 grommet.				
72 x 42 x 29 3/8	1800 x 1050 x 744	M_N_-YT3672	939	1,316
66 x 42 x 29 3/8	1650 x 1050 x 744	M_N_-YT3666	912	1,283
60 x 42 x 29 3/8	1500 x 1050 x 744	M_N_-YT3660	891	1,251
Specify the surface type (1, 2). Edge N. Specify the leg code (Q, V). Specify the accent color (A, S).				
72 x 42 x 29 3/8	1800 x 1050 x 757	M_-_-YT3672	1,202	1,688
66 x 42 x 29 3/8	1650 x 1050 x 757	M_-_-YT3666	1,169	1,639
60 x 42 x 29 3/8	1500 x 1050 x 757	M_-_-YT3660	1,131	1,589
Specify the surface type (5, 6). Specify the edge (N, 1, 2). Specify the leg code (Q, V). Specify the accent color (A, S).				

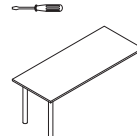
Y-shape tables with modesty panel



Packaged in 2 boxes.

W x D x H (in)	W x D x H (mm)	Code	All Laminate (\$)	HPL Surfaces (\$)
Reversible. Half-height laminate modesty panel. 2 steel legs. 1 grommet.				
72 x 42 x 29 3/8	1800 x 1050 x 744	M_N_-YTM3672	989	1,371
66 x 42 x 29 3/8	1650 x 1050 x 744	M_N_-YTM3666	966	1,328
60 x 42 x 29 3/8	1500 x 1050 x 744	M_N_-YTM3660	939	1,301
Specify the surface type (1, 2). Edge N. Specify the leg code (Q, V). Specify the accent color (A, S).				
72 x 42 x 29 3/8	1800 x 1050 x 757	M_-_-YTM3672	1,251	1,731
66 x 42 x 29 3/8	1650 x 1050 x 757	M_-_-YTM3666	1,218	1,688
60 x 42 x 29 3/8	1500 x 1050 x 757	M_-_-YTM3660	1,179	1,639
Specify the surface type (5, 6). Specify the edge (N, 1, 2). Specify the leg code (Q, V). Specify the accent color (A, S).				

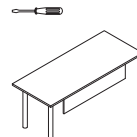
Rectangular surfaces



Packaged in 2 boxes.

W x D x H (in)	W x D x H (mm)	Code	All Laminate (\$)	HPL Surfaces (\$)
2 steel legs. Reinforcement bar included with 60" long surfaces (1" thick top only).				
72 x 36 x 29 3/8	1800 x 900 x 744	M_N_-RS3672	787	1,043
72 x 30 x 29 3/8	1800 x 750 x 744	M_N_-RS3072	673	896
66 x 30 x 29 3/8	1650 x 750 x 744	M_N_-RS3066	628	863
60 x 30 x 29 3/8	1500 x 750 x 744	M_N_-RS3060	600	830
Specify the surface type (1, 2). Edge N. Specify the leg code (Q, V). Specify the accent color (A, S).				
72 x 36 x 29 3/8	1800 x 900 x 757	M_-_-RS3672	842	1,179
72 x 30 x 29 3/8	1800 x 750 x 757	M_-_-RS3072	787	1,093
66 x 30 x 29 3/8	1650 x 750 x 757	M_-_-RS3066	765	1,075
60 x 30 x 29 3/8	1500 x 750 x 757	M_-_-RS3060	732	1,028
Specify the surface type (5, 6). Specify the edge (N, 1, 2). Specify the leg code (Q, V). Specify the accent color (A, S).				

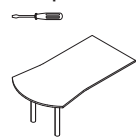
Rectangular surfaces with modesty panel



Modesty panel options, change M to:
T Translucent, add \$273;
X Matrix, add \$437.
Packaged in 2 boxes.

W x D x H (in)	W x D x H (mm)	Code	All Laminate (\$)	HPL Surfaces (\$)
Reversible. Half-height laminate modesty panel. 2 steel legs. Reinforcement bar included with 60" long surfaces (1" thick top only).				
72 x 36 x 29 3/8	1800 x 900 x 744	M_N_-RSM3672	966	1,229
72 x 30 x 29 3/8	1800 x 750 x 744	M_N_-RSM3072	847	1,083
66 x 30 x 29 3/8	1650 x 750 x 744	M_N_-RSM3066	820	1,043
60 x 30 x 29 3/8	1500 x 750 x 744	M_N_-RSM3060	792	1,016
Specify the surface type (1, 2). Edge N. Specify the leg code (Q, V). Specify the accent color (A, S).				
72 x 36 x 29 3/8	1800 x 900 x 757	M_-_-RSM3672	1,021	1,366
72 x 30 x 29 3/8	1800 x 750 x 757	M_-_-RSM3072	966	1,273
66 x 30 x 29 3/8	1650 x 750 x 757	M_-_-RSM3066	946	1,251
60 x 30 x 29 3/8	1500 x 750 x 757	M_-_-RSM3060	912	1,212
Specify the surface type (5, 6). Specify the edge (N, 1, 2). Specify the leg code (Q, V). Specify the accent color (A, S).				

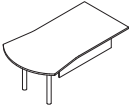
Y-shape surfaces



Packaged in 2 boxes.

W x D x H (in)	W x D x H (mm)	Code	All Laminate (\$)	HPL Surfaces (\$)
2 steel legs.				
72 x 42 x 29 3/8	1800 x 1050 x 744	M_N_-YS3672	815	1,229
66 x 42 x 29 3/8	1650 x 1050 x 744	M_N_-YS3666	699	984
60 x 42 x 29 3/8	1500 x 1050 x 744	M_N_-YS3660	678	946
Specify the surface type (1, 2). Edge N. Specify the leg code (Q, V). Specify the accent color (A, S).				
72 x 42 x 29 3/8	1800 x 1050 x 757	M_-_-YS3672	989	1,387
66 x 42 x 29 3/8	1650 x 1050 x 757	M_-_-YS3666	951	1,333
60 x 42 x 29 3/8	1500 x 1050 x 757	M_-_-YS3660	912	1,283
Specify the surface type (5, 6). Specify the edge (N, 1, 2). Specify the leg code (Q, V). Specify the accent color (A, S).				


Y-shape surfaces with modesty panel



Modesty panel options, change M to:
T Translucent, add \$273;
X Matrix, add \$437.
Packaged in 2 boxes.

W x D x H (in)	W x D x H (mm)	Code	All Laminate (\$)	HPL Surfaces (\$)
<i>Reversible. Half-height laminate modesty panel. 2 steel legs.</i>				
72 x 42 x 29 3/8	1800 x 1050 x 744	M_N__-YSM3672	994	1,410
66 x 42 x 29 3/8	1650 x 1050 x 744	M_N__-YSM3666	880	1,164
60 x 42 x 29 3/8	1500 x 1050 x 744	M_N__-YSM3660	857	1,125
Specify the surface type (1, 2). Edge N. Specify the leg code (Q, V). Specify the accent color (A, S).				
72 x 42 x 29 3/8	1800 x 1050 x 757	M____-YSM3672	1,169	1,568
66 x 42 x 29 3/8	1650 x 1050 x 757	M____-YSM3666	1,131	1,519
60 x 42 x 29 3/8	1500 x 1050 x 757	M____-YSM3660	1,098	1,465
Specify the surface type (5, 6). Specify the edge (N, 1, 2). Specify the leg code (Q, V). Specify the accent color (A, S).				


Left boomerang surfaces



Packaged in 2 boxes.

W x D x H (in)	W x D x H (mm)	Code	All Laminate (\$)	HPL Surfaces (\$)
<i>2 steel legs.</i>				
72 x 42 x 29 3/8	1800 x 1050 x 744	M_N__-BGS3672	792	1,197
66 x 42 x 29 3/8	1650 x 1050 x 744	M_N__-BGS3666	678	946
60 x 42 x 29 3/8	1500 x 1050 x 744	M_N__-BGS3660	650	912
Specify the surface type (1, 2). Edge N. Specify the leg code (Q, V). Specify the accent color (A, S).				
72 x 42 x 29 3/8	1800 x 1050 x 757	M____-BGS3672	939	1,316
66 x 42 x 29 3/8	1650 x 1050 x 757	M____-BGS3666	901	1,267
60 x 42 x 29 3/8	1500 x 1050 x 757	M____-BGS3660	869	1,218
Specify the surface type (5, 6). Specify the edge (N, 1, 2). Specify the leg code (Q, V). Specify the accent color (A, S).				


Right boomerang surfaces



Packaged in 2 boxes.

W x D x H (in)	W x D x H (mm)	Code	All Laminate (\$)	HPL Surfaces (\$)
<i>2 steel legs.</i>				
72 x 42 x 29 3/8	1800 x 1050 x 744	M_N__-3672BGS	792	1,197
66 x 42 x 29 3/8	1650 x 1050 x 744	M_N__-3666BGS	678	946
60 x 42 x 29 3/8	1500 x 1050 x 744	M_N__-3660BGS	650	912
Specify the surface type (1, 2). Edge N. Specify the leg code (Q, V). Specify the accent color (A, S).				
72 x 42 x 29 3/8	1800 x 1050 x 757	M____-3672BGS	939	1,316
66 x 42 x 29 3/8	1650 x 1050 x 757	M____-3666BGS	901	1,267
60 x 42 x 29 3/8	1500 x 1050 x 757	M____-3660BGS	869	1,218
Specify the surface type (5, 6). Specify the edge (N, 1, 2). Specify the leg code (Q, V). Specify the accent color (A, S).				

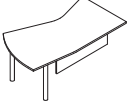
Left boomerang surfaces with modesty panel



Modesty panel options, change M to:
T Translucent, add \$273;
X Matrix, add \$437.
Packaged in 2 boxes.

W x D x H (in)	W x D x H (mm)	Code	All Laminate (\$)	HPL Surfaces (\$)
<i>Half-height laminate modesty panel. 2 steel legs.</i>				
72 x 42 x 29 3/8	1800 x 1050 x 744	M_N__-BGSM3672	973	1,382
66 x 42 x 29 3/8	1650 x 1050 x 744	M_N__-BGSM3666	857	1,125
60 x 42 x 29 3/8	1500 x 1050 x 744	M_N__-BGSM3660	830	1,098
Specify the surface type (1, 2). Edge N. Specify the leg code (Q, V). Specify the accent color (A, S).				
72 x 42 x 29 3/8	1800 x 1050 x 757	M____-BGSM3672	1,120	1,503
66 x 42 x 29 3/8	1650 x 1050 x 757	M____-BGSM3666	1,088	1,442
60 x 42 x 29 3/8	1500 x 1050 x 757	M____-BGSM3660	1,043	1,399
Specify the surface type (5, 6). Specify the edge (N, 1, 2). Specify the leg code (Q, V). Specify the accent color (A, S).				


Right boomerang surfaces with modesty panel



Modesty panel options, change M to:
T Translucent, add \$273;
X Matrix, add \$437.
Packaged in 2 boxes.

W x D x H (in)	W x D x H (mm)	Code	All Laminate (\$)	HPL Surfaces (\$)
<i>Half-height laminate modesty panel. 2 steel legs.</i>				
72 x 42 x 29 3/8	1800 x 1050 x 744	M_N__-3672BGSM	973	1,382
66 x 42 x 29 3/8	1650 x 1050 x 744	M_N__-3666BGSM	857	1,125
60 x 42 x 29 3/8	1500 x 1050 x 744	M_N__-3660BGSM	830	1,098
Specify the surface type (1, 2). Edge N. Specify the leg code (Q, V). Specify the accent color (A, S).				
72 x 42 x 29 3/8	1800 x 1050 x 757	M____-3672BGSM	1,120	1,503
66 x 42 x 29 3/8	1650 x 1050 x 757	M____-3666BGSM	1,088	1,442
60 x 42 x 29 3/8	1500 x 1050 x 757	M____-3660BGSM	1,043	1,399
Specify the surface type (5, 6). Specify the edge (N, 1, 2). Specify the leg code (Q, V). Specify the accent color (A, S).				


Left conference extensions



Packaged in 2 boxes.

W x D x H (in)	W x D x H (mm)	Code	All Laminate (\$)	HPL Surfaces (\$)
<i>1 steel leg. 1 grommet.</i>				
48 x 48 x 29 3/8	1200 x 1200 x 744	M_N__-CE484824	705	857
48 x 42 x 29 3/8	1200 x 1050 x 744	M_N__-CE424824	688	820
48 x 36 x 29 3/8	1200 x 900 x 744	M_N__-CE364824	666	797
42 x 42 x 29 3/8	1050 x 1050 x 744	M_N__-CE424224	650	787
42 x 36 x 29 3/8	1050 x 900 x 744	M_N__-CE364224	645	754
36 x 36 x 29 3/8	900 x 900 x 744	M_N__-CE363624	618	711
Specify the surface type (1, 2). Edge N. Specify the leg code (Q, V). Specify the accent color (A, S).				
48 x 48 x 29 3/8	1200 x 1200 x 757	M____-CE484824	874	1,005
48 x 42 x 29 3/8	1200 x 1050 x 757	M____-CE424824	836	951
48 x 36 x 29 3/8	1200 x 900 x 757	M____-CE364824	815	929
42 x 42 x 29 3/8	1050 x 1050 x 757	M____-CE424224	802	901
42 x 36 x 29 3/8	1050 x 900 x 757	M____-CE364224	770	857
36 x 36 x 29 3/8	900 x 900 x 757	M____-CE363624	727	809
Specify the surface type (5, 6). Specify the edge (N, 1, 2). Specify the leg code (Q, V). Specify the accent color (A, S).				

Right conference extensions



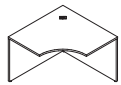
Packaged in 2 boxes.

W x D x H (in)	W x D x H (mm)	Code	All Laminate (\$)	HPL Surfaces (\$)
<i>1 steel leg. 1 grommet.</i>				
48 x 48 x 29 3/8	1200 x 1200 x 744	M_N__-CE244848	705	857
48 x 42 x 29 3/8	1200 x 1050 x 744	M_N__-CE244842	688	820
48 x 36 x 29 3/8	1200 x 900 x 744	M_N__-CE244836	666	797
42 x 42 x 29 3/8	1050 x 1050 x 744	M_N__-CE244242	650	787
42 x 36 x 29 3/8	1050 x 900 x 744	M_N__-CE244236	645	754
36 x 36 x 29 3/8	900 x 900 x 744	M_N__-CE243636	618	711
Specify the surface type (1, 2). Edge N. Specify the leg code (Q, V). Specify the accent color (A, S).				
48 x 48 x 29 3/8	1200 x 1200 x 757	M____-CE244848	874	1,005
48 x 42 x 29 3/8	1200 x 1050 x 757	M____-CE244842	836	951
48 x 36 x 29 3/8	1200 x 900 x 757	M____-CE244836	815	929
42 x 42 x 29 3/8	1050 x 1050 x 757	M____-CE244242	802	901
42 x 36 x 29 3/8	1050 x 900 x 757	M____-CE244236	770	857
36 x 36 x 29 3/8	900 x 900 x 757	M____-CE243636	727	809
Specify the surface type (5, 6). Specify the edge (N, 1, 2). Specify the leg code (Q, V). Specify the accent color (A, S).				



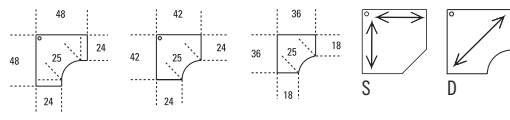
All Laminate (\$)
HPL Surfaces (\$)

Corner modules



W x D x H (in) W x D x H (mm) Code

Full-height modesty panel. 1 grommet.



48 x 48 x 29 3/8	1200 x 1200 x 744	M_NN_-CM4824S	842	1,179
42 x 42 x 29 3/8	1050 x 1050 x 744	M_NN_-CM4224S	732	1,033
36 x 36 x 29 3/8	900 x 900 x 744	M_NN_-CM3618S	721	1,010

Specify the surface type (1, 2). Edge N. Specify the accent color (A, S). Diagonal wood grain: change S to D, add 10% to the price.

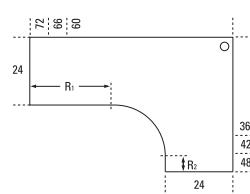
48 x 48 x 29 7/8	1200 x 1200 x 757	M_N_-CM4824S	1,021	1,431
42 x 42 x 29 7/8	1050 x 1050 x 757	M_N_-CM4224S	918	1,295
36 x 36 x 29 7/8	900 x 900 x 757	M_N_-CM3618S	847	1,186

Specify the surface type (5, 6). Specify the edge (N, 1, 2). Specify the accent color (A, S). Diagonal wood grain: change S to D, add 10% to the price.

Left extended corner modules - 24" D



Full-height modesty panel. 1 grommet.



Surface	R1	R2
72"/48"	28 3/8"	5 1/4"
66"/48"	23"	5 1/4"
60"/48"	17 1/16"	5 1/4"
72"/42"	28 3/8"	0"
66"/42"	23"	0"
60"/42"	17 1/16"	0"
72"/36"	17 1/16"	0"
66"/36"	23 3/8"	0"
60"/36"	18"	0"

72 x 48 x 29 3/8	1800 x 1200 x 744	M_NN_-CM724824	1,158	1,617
66 x 48 x 29 3/8	1650 x 1200 x 744	M_NN_-CM664824	1,098	1,535
60 x 48 x 29 3/8	1500 x 1200 x 744	M_NN_-CM604824	1,033	1,448
72 x 42 x 29 3/8	1800 x 1050 x 744	M_NN_-CM724224	1,098	1,535
66 x 42 x 29 3/8	1650 x 1050 x 744	M_NN_-CM664224	1,033	1,448
60 x 42 x 29 3/8	1500 x 1050 x 744	M_NN_-CM604224	979	1,371
72 x 36 x 29 3/8	1800 x 900 x 744	M_NN_-CM723624	1,033	1,448
66 x 36 x 29 3/8	1650 x 900 x 744	M_NN_-CM663624	929	1,301
60 x 36 x 29 3/8	1500 x 900 x 744	M_NN_-CM603624	869	1,218

Specify the surface type (1, 2). Edge N. Specify the accent color (A, S). Specify panel legs (A, B).

72 x 48 x 29 7/8	1800 x 1200 x 757	M_N_-CM724824	1,333	1,875
66 x 48 x 29 7/8	1650 x 1200 x 757	M_N_-CM664824	1,278	1,792
60 x 48 x 29 7/8	1500 x 1200 x 757	M_N_-CM604824	1,218	1,704
72 x 42 x 29 7/8	1800 x 1050 x 757	M_N_-CM724224	1,278	1,792
66 x 42 x 29 7/8	1650 x 1050 x 757	M_N_-CM664224	1,218	1,704
60 x 42 x 29 7/8	1500 x 1050 x 757	M_N_-CM604224	1,158	1,617
72 x 36 x 29 7/8	1800 x 900 x 757	M_N_-CM723624	1,120	1,574
66 x 36 x 29 7/8	1650 x 900 x 757	M_N_-CM663624	1,060	1,485
60 x 36 x 29 7/8	1500 x 900 x 757	M_N_-CM603624	994	1,394

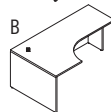
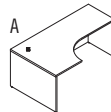
Specify the surface type (5, 6). Specify the edge (N, 1, 2). Specify the accent color (A, S). Specify panel legs (A, B).



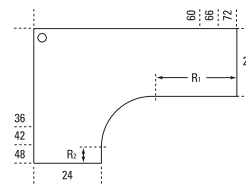
All Laminate (\$)
HPL Surfaces (\$)

W x D x H (in) W x D x H (mm) Code

Right extended corner modules - 24" D



Full-height modesty panel. 1 grommet.



Surface	R1	R2
72"/48"	28 3/8"	5 1/4"
66"/48"	23"	5 1/4"
60"/48"	17 1/16"	5 1/4"
72"/42"	28 3/8"	0"
66"/42"	23"	0"
60"/42"	17 1/16"	0"
72"/36"	17 1/16"	0"
66"/36"	23 3/8"	0"
60"/36"	18"	0"

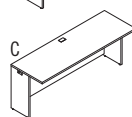
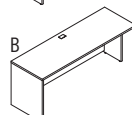
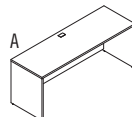
72 x 48 x 29 3/8	1800 x 1200 x 744	M_NN_-CM487224	1,158	1,617
66 x 48 x 29 3/8	1650 x 1200 x 744	M_NN_-CM486624	1,098	1,535
60 x 48 x 29 3/8	1500 x 1200 x 744	M_NN_-CM486024	1,033	1,448
72 x 42 x 29 3/8	1800 x 1050 x 744	M_NN_-CM427224	1,098	1,535
66 x 42 x 29 3/8	1650 x 1050 x 744	M_NN_-CM426624	1,033	1,448
60 x 42 x 29 3/8	1500 x 1050 x 744	M_NN_-CM426024	979	1,371
72 x 36 x 29 3/8	1800 x 900 x 744	M_NN_-CM367224	1,033	1,448
66 x 36 x 29 3/8	1650 x 900 x 744	M_NN_-CM366624	929	1,301
60 x 36 x 29 3/8	1500 x 900 x 744	M_NN_-CM366024	869	1,218

Specify the surface type (1, 2). Edge N. Specify the accent color (A, S). Specify panel legs (A, B).

72 x 48 x 29 7/8	1800 x 1200 x 757	M_N_-CM487224	1,333	1,875
66 x 48 x 29 7/8	1650 x 1200 x 757	M_N_-CM486624	1,278	1,792
60 x 48 x 29 7/8	1500 x 1200 x 757	M_N_-CM486024	1,218	1,704
72 x 42 x 29 7/8	1800 x 1050 x 757	M_N_-CM427224	1,278	1,792
66 x 42 x 29 7/8	1650 x 1050 x 757	M_N_-CM426624	1,218	1,704
60 x 42 x 29 7/8	1500 x 1050 x 757	M_N_-CM426024	1,158	1,617
72 x 36 x 29 7/8	1800 x 900 x 757	M_N_-CM367224	1,120	1,574
66 x 36 x 29 7/8	1650 x 900 x 757	M_N_-CM366624	1,060	1,485
60 x 36 x 29 7/8	1500 x 900 x 757	M_N_-CM366024	994	1,394

Specify the surface type (5, 6). Specify the edge (N, 1, 2). Specify the accent color (A, S). Specify panel legs (A, B).

Rectangular tables - 30" D



Full-height modesty panel. 1 grommet.

72 x 30 x 29 3/8	1800 x 750 x 744	M_NN_-DT3072	776	1,093
66 x 30 x 29 3/8	1650 x 750 x 744	M_NN_-DT3066	754	1,055
60 x 30 x 29 3/8	1500 x 750 x 744	M_NN_-DT3060	716	1,005
54 x 30 x 29 3/8	1350 x 750 x 744	M_NN_-DT3054	688	966
48 x 30 x 29 3/8	1200 x 750 x 744	M_NN_-DT3048	650	787
42 x 30 x 29 3/8	1050 x 750 x 744	M_NN_-DT3042	618	743
36 x 30 x 29 3/8	900 x 750 x 744	M_NN_-DT3036	584	705
30 x 30 x 29 3/8	750 x 750 x 744	M_NN_-DT3030	557	673
24 x 30 x 29 3/8	600 x 750 x 744	M_NN_-DT3024	519	623

Specify the surface type (1, 2). Edge N. Specify the accent color (A, S). Specify panel legs (A, B, C).

72 x 30 x 29 7/8	1800 x 750 x 757	M_N_-DT3072	906	1,278
66 x 30 x 29 7/8	1650 x 750 x 757	M_N_-DT3066	880	1,235
60 x 30 x 29 7/8	1500 x 750 x 757	M_N_-DT3060	842	1,179
54 x 30 x 29 7/8	1350 x 750 x 757	M_N_-DT3054	815	1,137
48 x 30 x 29 7/8	1200 x 750 x 757	M_N_-DT3048	754	901
42 x 30 x 29 7/8	1050 x 750 x 757	M_N_-DT3042	716	863
36 x 30 x 29 7/8	900 x 750 x 757	M_N_-DT3036	688	825
30 x 30 x 29 7/8	750 x 750 x 757	M_N_-DT3030	650	787
24 x 30 x 29 7/8	600 x 750 x 757	M_N_-DT3024	618	743

Specify the surface type (5, 6). Specify the edge (N, 1, 2). Specify the accent color (A, S). Specify panel legs (A, B, C).



= ASSEMBLY REQUIRED



= NOT PART OF THE QUICKSHIP PROGRAM

	W x D x H (in)	W x D x H (mm)	Code	All Laminate (\$)	HPL Surfaces (\$)
Left single pedestal credenzas – low profile (cont'd)	72 x 24 x 29 ³ / ₈	1800 x 600 x 757	M____-UF2472S	1,448	1,711
	60 x 24 x 29 ³ / ₈	1500 x 600 x 757	M____-UF2460S	1,399	1,644
	72 x 20 x 29 ³ / ₈	1800 x 500 x 757	M____-UF2072S	1,420	1,677
	60 x 20 x 29 ³ / ₈	1500 x 500 x 757	M____-UF2060S	1,371	1,607

Specify the surface type (5, 6). Specify the edge (N, 1, 2). Specify the handle code (A, C, K, W, Z). Specify the accent color (A, S).

	W x D x H (in)	W x D x H (mm)	Code	All Laminate (\$)	HPL Surfaces (\$)
Right single pedestal credenzas – low profile	<i>1 pedestal on right with lock. 2 box drawers and 1 file drawer with suspension bar. Pencil tray. Grommet on back.</i>				
	72 x 24 x 29 ³ / ₈	1800 x 600 x 744	M_N_-S2472UF	1,283	1,508
	60 x 24 x 29 ³ / ₈	1500 x 600 x 744	M_N_-S2460UF	1,229	1,437
	72 x 20 x 29 ³ / ₈	1800 x 500 x 744	M_N_-S2072UF	1,262	1,475
	60 x 20 x 29 ³ / ₈	1500 x 500 x 744	M_N_-S2060UF	1,212	1,420

Specify the surface type (1, 2). Edge N. Specify the handle code (A, C, K, W, Z). Specify the accent color (A, S).

72 x 24 x 29 ³ / ₈	1800 x 600 x 757	M____-S2472UF	1,448	1,711
60 x 24 x 29 ³ / ₈	1500 x 600 x 757	M____-S2460UF	1,399	1,644
72 x 20 x 29 ³ / ₈	1800 x 500 x 757	M____-S2072UF	1,420	1,677
60 x 20 x 29 ³ / ₈	1500 x 500 x 757	M____-S2060UF	1,371	1,607

Specify the surface type (5, 6). Specify the edge (N, 1, 2). Specify the handle code (A, C, K, W, Z). Specify the accent color (A, S).

	W x D x H (in)	W x D x H (mm)	Code	All Laminate (\$)	HPL Surfaces (\$)
Lateral file credenzas with open storage	<i>Open space on top and 2 file drawers on bottom with suspension bars. Locks. Grommet on back. Optional counterweight to meet BIFMA standards, refer to page 207.</i>				
	72 x 24 x 29 ³ / ₈	1800 x 600 x 744	M_N_-SLF2472	1,465	1,758
	60 x 24 x 29 ³ / ₈	1500 x 600 x 744	M_N_-SLF2460	1,328	1,601
	72 x 20 x 29 ³ / ₈	1800 x 500 x 744	M_N_-SLF2072	1,328	1,601
	60 x 20 x 29 ³ / ₈	1500 x 500 x 744	M_N_-SLF2060	1,186	1,404

Specify the surface type (1, 2). Edge N. Specify the handle code (A, C, K, W, Z). Specify the accent color (A, S).

72 x 24 x 29 ³ / ₈	1800 x 600 x 757	M____-SLF2472	1,661	1,989
60 x 24 x 29 ³ / ₈	1500 x 600 x 757	M____-SLF2460	1,530	1,835
72 x 20 x 29 ³ / ₈	1800 x 500 x 757	M____-SLF2072	1,530	1,835
60 x 20 x 29 ³ / ₈	1500 x 500 x 757	M____-SLF2060	1,404	1,628

Specify the surface type (5, 6). Specify the edge (N, 1, 2). Specify the handle code (A, C, K, W, Z). Specify the accent color (A, S).

	W x D x H (in)	W x D x H (mm)	Code	All Laminate (\$)	HPL Surfaces (\$)
Open bookcase credenzas	<i>1 adjustable shelf on each side.</i>				
	72 x 24 x 29 ³ / ₈	1800 x 600 x 744	M_NNN-BE2472BE	1,257	1,508
	60 x 24 x 29 ³ / ₈	1500 x 600 x 744	M_NNN-BE2460BE	1,142	1,394
	72 x 20 x 29 ³ / ₈	1800 x 500 x 744	M_NNN-BE2072BE	1,192	1,431
	60 x 20 x 29 ³ / ₈	1500 x 500 x 744	M_NNN-BE2060BE	1,083	1,316

Specify the surface type (1, 2). Edge N.

72 x 24 x 29 ³ / ₈	1800 x 600 x 757	M__NN-BE2472BE	1,382	1,661
60 x 24 x 29 ³ / ₈	1500 x 600 x 757	M__NN-BE2460BE	1,267	1,546
72 x 20 x 29 ³ / ₈	1800 x 500 x 757	M__NN-BE2072BE	1,311	1,574
60 x 20 x 29 ³ / ₈	1500 x 500 x 757	M__NN-BE2060BE	1,197	1,458

Specify the surface type (5, 6). Specify the edge (N, 1, 2).

	W x D x H (in)	W x D x H (mm)	Code	All Laminate (\$)	HPL Surfaces (\$)
Lateral file credenzas	<i>4 file drawers with suspension bars. Locks. Optional counterweight to meet BIFMA standards, refer to page 207.</i>				
	72 x 24 x 29 ³ / ₈	1800 x 600 x 744	M_N_-LF2472LF	1,945	2,332
	72 x 20 x 29 ³ / ₈	1800 x 500 x 744	M_N_-LF2072LF	1,814	2,181
	Specify the surface type (1, 2). Edge N. Specify the handle code (A, C, K, W, Z). Specify the accent color (A, S).				
	72 x 24 x 29 ³ / ₈	1800 x 600 x 757	M____-LF2472LF	2,136	2,568

72 x 20 x 29 ³ / ₈	1800 x 500 x 757	M____-LF2072LF	2,011	2,414
--	------------------	----------------	-------	-------

Specify the surface type (5, 6). Specify the edge (N, 1, 2). Specify the handle code (A, C, K, W, Z). Specify the accent color (A, S).

	W x D x H (in)	W x D x H (mm)	Code	All Laminate (\$)	HPL Surfaces (\$)
Lateral file / bookcase credenzas	<i>2 file drawers with suspension bars. Bookcase with doors and adjustable shelf. Locks.</i>				
	72 x 24 x 29 ³ / ₈	1800 x 600 x 744	M_N_-LF2472B	1,748	2,108
	72 x 20 x 29 ³ / ₈	1800 x 500 x 744	M_N_-LF2072B	1,617	1,945

Specify the surface type (1, 2). Edge N. Specify the handle code (A, C, K, W, Z). Specify the accent color (A, S).

72 x 24 x 29 ³ / ₈	1800 x 600 x 757	M____-LF2472B	1,945	2,332
72 x 20 x 29 ³ / ₈	1800 x 500 x 757	M____-LF2072B	1,814	2,181

Specify the surface type (5, 6). Specify the edge (N, 1, 2). Specify the handle code (A, C, K, W, Z). Specify the accent color (A, S).

	W x D x H (in)	W x D x H (mm)	Code	All Laminate (\$)	HPL Surfaces (\$)
Bookcase credenzas	<i>Storage unit with doors and adjustable shelves. Locks.</i>				
	72 x 24 x 29 ³ / ₈	1800 x 600 x 744	M_N_-B2472B	1,574	1,890
	72 x 20 x 29 ³ / ₈	1800 x 500 x 744	M_N_-B2072B	1,442	1,731
	Specify the surface type (1, 2). Edge N. Specify the handle code (A, C, K, W, Z). Specify the accent color (A, S).				
	72 x 24 x 29 ³ / ₈	1800 x 600 x 757	M____-B2472B	1,771	2,125

72 x 20 x 29 ³ / ₈	1800 x 500 x 757	M____-B2072B	1,639	1,972
--	------------------	--------------	-------	-------

Specify the surface type (5, 6). Specify the edge (N, 1, 2). Specify the handle code (A, C, K, W, Z). Specify the accent color (A, S).

	W x D x H (in)	W x D x H (mm)	Code	All Laminate (\$)	HPL Surfaces (\$)
Return shells	<i>Reversible. 1 grommet. Can accommodate 1 pedestal.</i>				
	48 x 24 x 29 ³ / ₈	1200 x 600 x 744	M_NN_-R2448S	514	612
	42 x 24 x 29 ³ / ₈	1050 x 600 x 744	M_NN_-R2442S	491	595
	36 x 24 x 29 ³ / ₈	900 x 600 x 744	M_NN_-R2436S	470	569
	30 x 24 x 29 ³ / ₈	750 x 600 x 744	M_NN_-R2430S	454	541

Specify the surface type (1, 2). Edge N. Specify the accent color (A, S).

48 x 24 x 29 ³ / ₈	1200 x 600 x 757	M__N_-R2448S	661	792
42 x 24 x 29 ³ / ₈	1050 x 600 x 757	M__N_-R2442S	623	754
36 x 24 x 29 ³ / ₈	900 x 600 x 757	M__N_-R2436S	584	705
30 x 24 x 29 ³ / ₈	750 x 600 x 757	M__N_-R2430S	557	673

Specify the surface type (5, 6). Specify the edge (N, 1, 2). Specify the accent color (A, S).

	W x D x H (in)	W x D x H (mm)	Code	All Laminate (\$)	HPL Surfaces (\$)
Left executive returns	<i>1 pedestal on left with lock. 1 box drawer and 1 file drawer with suspension bar. Pencil tray. 1 grommet.</i>				
	48 x 24 x 29 ³ / ₈	1200 x 600 x 744	M_N_-F2448R	901	1,088
	42 x 24 x 29 ³ / ₈	1050 x 600 x 744	M_N_-F2442R	847	1,021
	36 x 24 x 29 ³ / ₈	900 x 600 x 744	M_N_-F2436R	802	966
	30 x 24 x 29 ³ / ₈	750 x 600 x 744	M_N_-F2430R	754	901

Specify the surface type (1, 2). Edge N. Specify the handle code (A, C, K, W, Z). Specify the accent color (A, S).


48 x 24 x 29 ³ / ₈	1200 x 600 x 757	M____-F2448R	1,016	1,224
42 x 24 x 29 ³ / ₈	1050 x 600 x 757	M____-F2442R	966	1,158
36 x 24 x 29 ³ / ₈	900 x 600 x 757	M____-F2436R	912	1,103
30 x 24 x 29 ³ / ₈	750 x 600 x 757	M____-F2430R	869	1,038


Specify the surface type (5, 6). Specify the edge (N, 1, 2). Specify the handle code (A, C, K, W, Z). Specify the accent color (A, S).

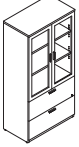
	W x D x H (in)	W x D x H (mm)	Code	All Laminate (\$)	HPL Surfaces (\$)
Right executive returns	<i>1 pedestal on right with lock. 1 box drawer and 1 file drawer with suspension bar. Pencil tray. 1 grommet.</i>				
	48 x 24 x 29 ³ / ₈	1200 x 600 x 744	M_N_-R2448F	901	1,088
	42 x 24 x 29 ³ / ₈	1050 x 600 x 744	M_N_-R2442F	847	1,021
	36 x 24 x 29 ³ / ₈	900 x 600 x 744	M_N_-R2436F	802	966
	30 x 24 x 29 ³ / ₈	750 x 600 x 744	M_N_-R2430F	754	901

Specify the surface type (1, 2). Edge N. Specify the handle code (A, C, K, W, Z). Specify the accent color (A, S).





	W x D x H (in)	W x D x H (mm)	Code	All Laminate (\$)	HPL Surfaces (\$)
Modular bookcases with doors	<i>1 adjustable shelf. Lock. Must be installed under a work surface. 1 tone only.</i>				
	36 x 18 x 28	900 x 466 x 719	MNN__-1836BL	836	N/A
	30 x 18 x 28	750 x 466 x 719	MNN__-1830BL	792	N/A
Specify the handle code (A, C, K, W, Z). Specify the accent color (A, S).					

	W x D x H (in)	W x D x H (mm)	Code	All Laminate (\$)	HPL Surfaces (\$)
Storage / lateral file cabinets with laminate doors	<i>Bookcase with doors, 2 adjustable shelves. 2 file drawers with suspension bars. Lock on drawers.</i>				
	36 x 24 x 73 7/8	900 x 600 x 1844	M1N__-243673LFB	1,895	N/A
	36 x 20 x 73 7/8	900 x 500 x 1844	M1N__-203673LFB	1,716	N/A
Edge N. Specify the handle code (A, C, K, W, Z). Specify the accent color (A, S). To be used with 1" surfaces.					
	36 x 24 x 73 7/8	900 x 600 x 1856	M5__-243673LFB	2,125	N/A
	36 x 20 x 73 7/8	900 x 500 x 1856	M5__-203673LFB	1,943	N/A
Specify the edge (N, 1, 2). Specify the handle code (A, C, K, W, Z). Specify the accent color (A, S). To be used with 1 1/2" surfaces.					

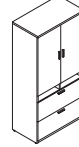
	W x D x H (in)	W x D x H (mm)	Code	All Laminate (\$)	HPL Surfaces (\$)
Storage / lateral file cabinets with translucent doors	<i>Bookcase with doors, 2 adjustable shelves. 2 file drawers with suspension bars. Lock on drawers.</i>				
	36 x 24 x 73 7/8	900 x 600 x 1844	M1N_S-243673LFBT	2,332	N/A
	36 x 20 x 73 7/8	900 x 500 x 1844	M1N_S-203673LFBT	2,153	N/A
Edge N. Specify the handle code (A, C, K, W, Z). Accent color S. To be used with 1" surfaces.					
	36 x 24 x 73 7/8	900 x 600 x 1856	M5_S-243673LFBT	2,480	N/A
	36 x 20 x 73 7/8	900 x 500 x 1856	M5_S-203673LFBT	2,305	N/A
Specify the edge (N, 1, 2). Specify the handle code (A, C, K, W, Z). Accent color S. To be used with 1 1/2" surfaces.					

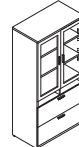
Door insert option, change T to: X Matrix, add \$546.

	W x D x H (in)	W x D x H (mm)	Code	All Laminate (\$)	HPL Surfaces (\$)
Storage / lateral file cabinets with laminate doors	<i>Bookcase with doors, 2 adjustable shelves. 2 file drawers with suspension bars. Lock on drawers.</i>				
	36 x 24 x 65 3/8	900 x 600 x 1644	M1N__-243665LFB	1,830	N/A
	36 x 20 x 65 3/8	900 x 500 x 1644	M1N__-203665LFB	1,649	N/A
Edge N. Specify the handle code (A, C, K, W, Z). Specify the accent color (A, S). To be used with 1" surfaces.					
	36 x 24 x 65 7/8	900 x 600 x 1657	M5__-243665LFB	1,978	N/A
	36 x 20 x 65 7/8	900 x 500 x 1657	M5__-203665LFB	1,803	N/A
Specify the edge (N, 1, 2). Specify the handle code (A, C, K, W, Z). Specify the accent color (A, S). To be used with 1 1/2" surfaces.					


	W x D x H (in)	W x D x H (mm)	Code	All Laminate (\$)	HPL Surfaces (\$)
Storage / lateral file cabinets with translucent doors	<i>Bookcase with doors, 2 adjustable shelves. 2 file drawers with suspension bars. Lock on drawers.</i>				
	36 x 24 x 65 3/8	900 x 600 x 1644	M1N_S-243665LFBT	2,284	N/A
	36 x 20 x 65 3/8	900 x 500 x 1644	M1N_S-203665LFBT	2,103	N/A
Edge N. Specify the handle code (A, C, K, W, Z). Accent color S. To be used with 1" surfaces.					
	36 x 24 x 65 7/8	900 x 600 x 1657	M5_S-243665LFBT	2,431	N/A
	36 x 20 x 65 7/8	900 x 500 x 1657	M5_S-203665LFBT	2,257	N/A
Specify the edge (N, 1, 2). Specify the handle code (A, C, K, W, Z). Accent color S. To be used with 1 1/2" surfaces.					

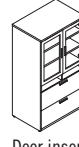
Door insert option, change T to: X Matrix, add \$546.

	W x D x H (in)	W x D x H (mm)	Code	All Laminate (\$)	HPL Surfaces (\$)
Storage / lateral file cabinets with pigeonholes and laminate doors	<i>Bookcase with doors, 2 adjustable shelves. 2 pigeonholes. 2 file drawers with suspension bars. Lock on drawers.</i>				
	36 x 24 x 73 3/8	900 x 600 x 1844	M1N__-243673LDB	2,011	N/A
	36 x 20 x 73 3/8	900 x 500 x 1844	M1N__-203673LDB	1,830	N/A
Edge N. Specify the handle code (A, C, K, W, Z). Specify the accent color (A, S). To be used with 1" surfaces.					
	36 x 24 x 73 7/8	900 x 600 x 1856	M5__-243673LDB	2,158	N/A
	36 x 20 x 73 7/8	900 x 500 x 1856	M5__-203673LDB	1,984	N/A
Specify the edge (N, 1, 2). Specify the handle code (A, C, K, W, Z). Specify the accent color (A, S). To be used with 1 1/2" surfaces.					


	W x D x H (in)	W x D x H (mm)	Code	All Laminate (\$)	HPL Surfaces (\$)
Storage / lateral file cabinets with pigeonholes and translucent doors	<i>Bookcase with doors, 2 adjustable shelves. 2 pigeonholes. 2 file drawers with suspension bars. Lock on drawers.</i>				
	36 x 24 x 73 3/8	900 x 600 x 1844	M1N_S-243673LDBT	2,448	N/A
	36 x 20 x 73 3/8	900 x 500 x 1844	M1N_S-203673LDBT	2,267	N/A
Edge N. Specify the handle code (A, C, K, W, Z). Accent color S. To be used with 1" surfaces.					
	36 x 24 x 73 7/8	900 x 600 x 1856	M5_S-243673LDBT	2,595	N/A
	36 x 20 x 73 7/8	900 x 500 x 1856	M5_S-203673LDBT	2,421	N/A
Specify the edge (N, 1, 2). Specify the handle code (A, C, K, W, Z). Accent color S. To be used with 1 1/2" surfaces.					

Door insert option, change T to: X Matrix, add \$546.

	W x D x H (in)	W x D x H (mm)	Code	All Laminate (\$)	HPL Surfaces (\$)
Storage / lateral file cabinets with pigeonholes and laminate doors	<i>Bookcase with doors, 2 adjustable shelves. 2 pigeonholes. 2 file drawers with suspension bars. Lock on drawers.</i>				
	36 x 24 x 65 3/8	900 x 600 x 1644	M1N__-243665LDB	1,945	N/A
	36 x 20 x 65 3/8	900 x 500 x 1644	M1N__-203665LDB	1,758	N/A
Edge N. Specify the handle code (A, C, K, W, Z). Specify the accent color (A, S). To be used with 1" surfaces.					
	36 x 24 x 65 7/8	900 x 600 x 1657	M5__-243665LDB	2,093	N/A
	36 x 20 x 65 7/8	900 x 500 x 1657	M5__-203665LDB	1,912	N/A
Specify the edge (N, 1, 2). Specify the handle code (A, C, K, W, Z). Specify the accent color (A, S). To be used with 1 1/2" surfaces.					

	W x D x H (in)	W x D x H (mm)	Code	All Laminate (\$)	HPL Surfaces (\$)
Storage / lateral file cabinets with pigeonholes and translucent doors	<i>Bookcase with doors, 2 adjustable shelves. 2 pigeonholes. 2 file drawers with suspension bars. Lock on drawers.</i>				
	36 x 24 x 65 3/8	900 x 600 x 1644	M1N_S-243665LDBT	2,399	N/A
	36 x 20 x 65 3/8	900 x 500 x 1644	M1N_S-203665LDBT	2,218	N/A
Edge N. Specify the handle code (A, C, K, W, Z). Accent color S. To be used with 1" surfaces.					
	36 x 24 x 65 7/8	900 x 600 x 1657	M5_S-243665LDBT	2,545	N/A
	36 x 20 x 65 7/8	900 x 500 x 1657	M5_S-203665LDBT	2,371	N/A
Specify the edge (N, 1, 2). Specify the handle code (A, C, K, W, Z). Accent color S. To be used with 1 1/2" surfaces.					

Door insert option, change T to: X Matrix, add \$546.

	W x D x H (in)	W x D x H (mm)	Code	All Laminate (\$)	HPL Surfaces (\$)
Storage cabinets with laminate doors	<i>3 adjustable shelves. 1 full-width fixed shelf. Lock.</i>				
	36 x 24 x 73 3/8	900 x 600 x 1844	M1N__-243673B	1,617	N/A
	36 x 20 x 73 3/8	900 x 500 x 1844	M1N__-203673B	1,498	N/A
Edge N. Specify the handle code (A, C, K, W, Z). Specify the accent color (A, S). To be used with 1" surfaces.					
	36 x 24 x 73 7/8	900 x 600 x 1856	M5__-243673B	1,786	N/A
	36 x 20 x 73 7/8	900 x 500 x 1856	M5__-203673B	1,649	N/A
Specify the edge (N, 1, 2). Specify the handle code (A, C, K, W, Z). Specify the accent color (A, S). To be used with 1 1/2" surfaces.					



	W x D x H (in)	W x D x H (mm)	Code	All Laminate (\$)	HPL Surfaces (\$)
Wardrobe units					
<i>Full-width clothes hanger bar and 1 fixed shelf. Lock.</i>					
	18 x 24 x 73 7/8	450 x 600 x 1844	M1N __-241873C_T	1,634	N/A
	18 x 20 x 73 7/8	450 x 500 x 1844	M1N __-201873C_T	1,503	N/A
	18 x 24 x 65 7/8	450 x 600 x 1644	M1N __-241865C_T	1,568	N/A
	18 x 20 x 65 7/8	450 x 500 x 1644	M1N __-201865C_T	1,437	N/A
Edge N. Specify the handle code (A, C, K, W, Z). Specify the accent color (A, S). Specify the opening at the end of the code: on right (R) or on left (L). To be used with 1" surfaces.					
	18 x 24 x 73 7/8	450 x 600 x 1856	M5 __-241873C_T	1,693	N/A
	18 x 20 x 73 7/8	450 x 500 x 1856	M5 __-201873C_T	1,552	N/A
	18 x 24 x 65 7/8	450 x 600 x 1657	M5 __-241865C_T	1,622	N/A
	18 x 20 x 65 7/8	450 x 500 x 1657	M5 __-201865C_T	1,480	N/A
Specify the edge (N, 1, 2). Specify the handle code (A, C, K, W, Z). Specify the accent color (A, S). Specify the opening at the end of the code: on right (R) or on left (L). To be used with 1 1/2" surfaces.					
Personal storage tower – left					
<i>1 box drawer, 2 file drawers with suspension bars. Lock controls file drawers. Wardrobe with coat hanger bar. Pencil tray.</i>					
	24 x 24 x 49	600 x 600 x 1234	MNN __-PB242449	1,830	N/A
	Specify the handle code (A, C, K, W, Z). Specify the accent color (A, S).				
Personal storage tower – right					
<i>1 box drawer, 2 file drawers with suspension bars. Lock controls file drawers. Wardrobe with coat hanger bar. Pencil tray.</i>					
	24 x 24 x 49	600 x 600 x 1234	MNN __-P242449B	1,830	N/A
	Specify the handle code (A, C, K, W, Z). Specify the accent color (A, S).				
Open bookcases					
<i>4 adjustable shelves.</i>					
	36 x 14 x 73 3/8	900 x 350 x 1844	M1NNN-B367314	842	N/A
	36 x 14 x 65 3/8	900 x 350 x 1644	M1NNN-B366514	787	N/A
Edge N. To be used with 1" surfaces.					
<i>2 adjustable shelves.</i>					
	36 x 14 x 73 3/8	900 x 350 x 1856	M5_NN-B367314	934	N/A
	36 x 14 x 65 3/8	900 x 350 x 1697	M5_NN-B366514	874	N/A
Specify the edge (N, 1, 2). To be used with 1 1/2" surfaces.					
Additional shelf					
<i>Additional shelf.</i>					
	36 x 13 x 1	846 x 325 x 25	MNNNN-TB3614.1E	114	N/A
Modular pedestals					
<i>2 box drawers, 1 file drawer with suspension bar. Pencil tray. Lock. Must be installed under a work surface. 1 tone only.</i>					
	15 x 24 x 28	388 x 598 x 719	MNN __-P1524UFL	863	N/A
	15 x 18 x 28	388 x 466 x 719	MNN __-P1518UFL	797	N/A
Specify the handle code (A, C, K, W, Z). Specify the accent color (A, S).					
Modular pedestals					
<i>2 file drawers with suspension bars. Lock. Must be installed under a work surface. 1 tone only.</i>					
	15 x 24 x 28	388 x 598 x 719	MNN __-P1524FFL	836	N/A
	15 x 18 x 28	388 x 466 x 719	MNN __-P1518FFL	748	N/A
Specify the handle code (A, C, K, W, Z). Specify the accent color (A, S).					

	W x D x H (in)	W x D x H (mm)	Code	All Laminate (\$)	HPL Surfaces (\$)
Modular pedestal – Laptop storage					
<i>1 box drawer with space/shelf to accommodate a laptop, 1 file drawer with suspension bar. Pencil tray. Lock. Must be installed under a work surface. 1 tone only.</i>					
	15 x 18 x 28	388 x 448 x 719	MNN __-P1518CUFL	869	N/A
	Specify the handle code (A, C, K, W, Z). Specify the accent color (A, S).				
Modular pedestal – Recycle bin storage					
<i>1 box drawer, 1 door with space to accommodate recycling box. Space available of 14" W x 16 7/8" D x 17 3/8" H (355 mm W x 429 mm D x 440 mm H). Pencil tray. Lock. Must be installed under a work surface. 1 tone only.</i>					
	18 x 18 x 28	448 x 448 x 719	MNN __-P1818URL	776	N/A
	Specify the handle code (A, C, K, W, Z). Specify the accent color (A, S).				
Hanging pedestal					
<i>1 box drawer and 1 file drawer with suspension bar. Pencil tray. Lock. Must be installed under a work surface. 1 tone only.</i>					
	15 x 17 1/2 x 19	388 x 448 x 489	MNN __-F	661	N/A
	Specify the handle code (A, C, K, W, Z). Specify the accent color (A, S).				
Metal pedestal					
<i>2 box drawers, 1 file drawer with suspension bar. Pencil tray. Lock. Charcoal metal body and laminate drawer fronts. Lock. Must be installed under a work surface.</i>					
	15 x 22 x 28	372 x 554 x 713	MNN __-PM1522UFL	536	N/A
	Specify the handle code (A, C, K, W, Z). Specify the accent color (A, S).				
Metal pedestal					
<i>2 file drawers with suspension bars. Lock. Charcoal metal body and laminate drawer fronts. Must be installed under a work surface.</i>					
	15 x 22 x 28	372 x 554 x 713	MNN __-PM1522FFL	514	N/A
	Specify the handle code (A, C, K, W, Z). Specify the accent color (A, S).				
Hanging metal pedestal					
<i>1 box drawer and 1 file drawer with suspension bar. Pencil tray. Lock. Charcoal metal body and laminate drawer fronts. Must be installed under a work surface.</i>					
	15 x 22 x 19 1/2	372 x 540 x 496	MNN __-MF	475	N/A
	Specify the handle code (A, C, K, W, Z). Specify the accent color (A, S).				
Mobile pedestals					
<i>2 box drawers and 1 file drawer with suspension bar. Pencil tray. Brakes on front casters. Lock. Fits under a work surface. 1 tone only.</i>					
	15 x 23 x 27 1/8	390 x 575 x 689	MNN __-MP1523UF	847	N/A
	15 x 18 x 27 1/8	390 x 575 x 689	MNN __-MP1518UF	792	N/A
	Specify the handle code (A, C, K, W, Z). Specify the accent color (A, S).				
Mobile pedestal					
<i>2 file drawers with suspension bars. Brakes on front casters. Lock. Fits under a work surface. 1 tone only.</i>					
	15 x 23 x 27 1/8	390 x 575 x 689	MNN __-MP1523FF	809	N/A
	Specify the handle code (A, C, K, W, Z). Specify the accent color (A, S).				
Mobile pedestals					
<i>1 box drawer and 1 file drawer with suspension bar. Pencil tray. Brakes on front casters. Lock. Fits under a work surface. 1 tone only.</i>					
	15 x 23 x 20 3/4	390 x 575 x 527	MNN __-MP1523F	776	N/A
	15 x 18 x 20 3/4	390 x 450 x 527	MNN __-MP1518F	748	N/A
Specify the handle code (A, C, K, W, Z). Specify the accent color (A, S).					
Additional full-width legs					
<i>1 tone only. For AT, DT and CM tables.</i>					
	30 x 1 x 27 1/2	748 x 25 x 698	MNNNN-L30	147	N/A
	24 x 1 x 27 1/2	598 x 25 x 698	MNNNN-L24	137	N/A
	20 x 1 x 27 1/2	498 x 25 x 698	MNNNN-L20	126	N/A
Additional recessed leg					
<i>1 tone only. For AT, DT and CM tables.</i>					
	13 x 1 x 27 1/2	340 x 25 x 698	MNNNN-L12	114	N/A

SUGGESTIONS

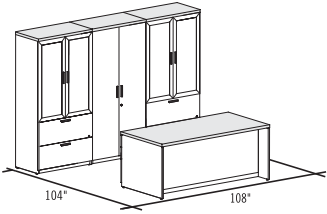
READY TO SHIP IN 5 DAYS!

Several suggested layouts, components and accessories identified by this pictogram are part of the **Lacasse quick delivery program**.

Please refer to page 3 for complete program details.



M____-PLAN01



Plan shown in Morpheo Brochure:

M5NCS-PLAN01 **\$8,036**

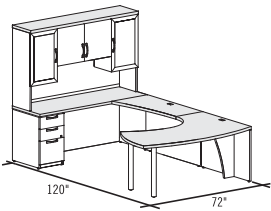
- 1 M5NCS-S3672UFM
- 2 M5NCS-203673LFBT
- 1 M5NCS-203673B

1½" thick laminate (5), Cubic pull (C), Silver accent (S), upper cabinets with Translucent doors (T).

Other option

Upper cabinet with laminate doors **\$7,162**

M____-PLAN02



Plan shown in Morpheo Brochure:

QSM5N_S-PLAN02 **\$5,562**

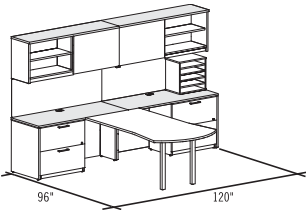
- 1 QSM5NVS-CT184872
- 1 QSM5NNS-BR244818
- 1 QSM5NKS-UF2472S
- 1 QSM5NKS-EL724416T

1½" thick laminate (5), Round legs (V), Classic pull (K), Silver accent (S), cabinet with Translucent doors (T).

Others options

Cabinet with laminate doors **\$5,195**

M____-PLAN03



Plan shown in Morpheo Brochure:

M1N_S-PLAN03 **\$7,949**

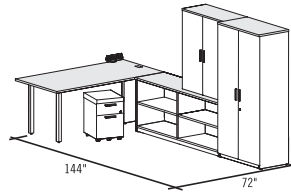
- 1 M1NQS-YS3672
- 2 M1NNS-DT2460B
- 2 MNZS-1830LFL
- 2 M1NNS-EMC602216P
- 2 LGC-TK6021M
- 1 LGC-DV1817

1" thick laminate (1), Square legs (Q), Straight pull (Z), Silver accent (S), cabinet with laminate doors.

Other option

Cabinet with translucent doors **\$8,605**

M____-PLAN04



Plan shown in Morpheo Brochure:

M1N_S-PLAN04 **\$5,731**

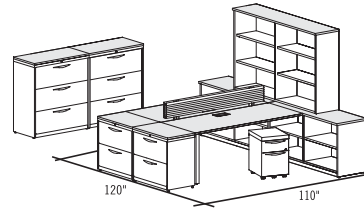
- 1 M1NQS-RT3672
- 1 M1NNS-BE2072BE
- 1 MNCS-MP1518F
- 1 LGC-CU1518
- 1 M1NCS-EB364416P
- 1 M1NCS-203673B
- 1 LGC-PCS

1" thick laminate (1), Square legs (Q), Cubic pull (C), Silver accent (S), cabinets with laminate doors.

Other option

Cabinets with translucent doors **\$7,042**

M____-PLAN05



Plan shown in Morpheo Brochure:

M1N_S-PLAN05 **\$12,849**

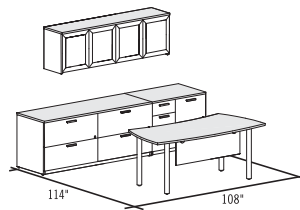
- 2 M1NQS-RS3072
- 2 M1NNS-BE2060BE
- 2 M1NNS-MP1518F
- 2 LGC-CU1518
- 1 M1NNS-EB724416
- 2 LPT-0230D
- 2 L1NN-T01830
- 2 LGC-SUPACS
- 2 LGC-RA66S
- 4 LGC-RPT11S
- 4 LGC-RVPT11S
- 1 LGC-PC
- 2 LPT-0336D
- 2 L1NN-T01836

1" thick laminate (1), Square legs (Q), Waterfall pull (W), Silver accent (S).

Other option

1½" thick laminate **\$13,679**

M____-PLAN06



Plan shown in Morpheo Brochure:

M1N_S-PLAN06 **\$6,484**

- 1 M1NVS-RBTT3672
- 1 M1NCS-LF2472LF
- 1 M1NCS-2436C0
- 1 M1NNS-EM722216T

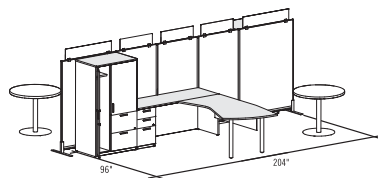
1" thick laminate (1), Round legs (V), Cubic pull (C), Silver accent (S), upper cabinet with Translucent doors (T).

Other option

Cabinet with laminate doors **\$5,938**

SUGGESTIONS

M _ _ _ -PLAN07



Plan shown in Morpheo Brochure:

M1N_A-PLAN07 **\$15,635**

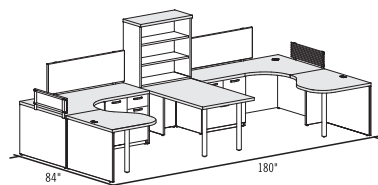
- 2 M1NQA-3672BGST
- 2 M1NCA-UF2472S
- 2 M1NCA-243665FFB
- 2 T5NA-R36
- 2 TNNA-DC22
- 3 PNNA-SFLX6536
- 3 PNNA-SAGX0830
- 2 PNNA-SFLX6548
- 2 PNNA-SAGX0842

1" thick laminate (1), Square legs (Q), Cubic pull (C), Anthracite Grey accent (A), cabinet with laminate doors.

Other option

Cabinet with translucent doors **\$16,990**

M _ _ _ -PLAN08



Plan shown in Morpheo Brochure:

M5N_A-PLAN08 **\$10,544**

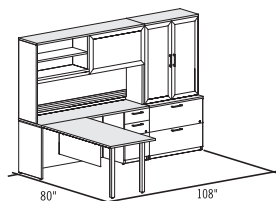
- 1 M5NNA-CM427224B
- 1 M5NNA-CM724224B
- 1 M5NVA-CE364224
- 1 M5NVA-CE244236
- 1 M5NVA-RT3672
- 1 MNNA-CO1830L
- 1 MNNA-1830COL
- 1 M5NNN-EB363616
- 2 LGC-SUPALA
- 2 LGC-TK5417A
- 2 LGC-SUPACA
- 2 LGC-RA30A
- 4 LGC-RPT11A
- 2 LGC-RVPT11A

1½" thick laminate (5), Round legs (V), Arcade pull (A), Anthracite Grey accent (A).

Other option

1" thick laminate **\$9,659**

M _ _ _ -PLAN09



Plan shown in Morpheo Brochure:

M1N_S-PLAN09 **\$7,403**

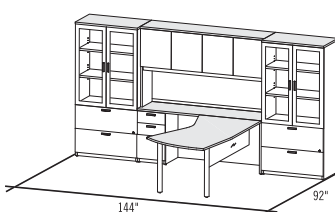
- 1 M1NQS-RST3060
- 1 M1NZS-S2072UF
- 1 M1NZS-EB364416T
- 1 M1NNS-EC724416T
- 1 M1NZS-2036LF
- 1 LGC-TK7015E
- 1 LGC-RA70ES
- 2 LGC-RPT11S
- 1 LGC-RVPT11S

1" thick laminate (1), Square legs (Q), Straight pull (Z), Silver accent (S), Translucent doors and modesty panel (T).

Other option

Cabinet with laminate doors **\$6,627**

M _ _ _ -PLAN10



Not shown in Morpheo Brochure:

QSM _ _ _ -PLAN10 **\$7,823**

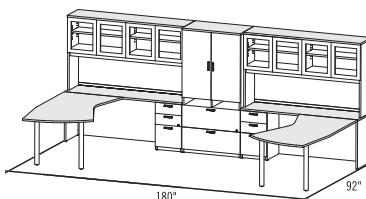
- 1 QSM1NV_-3672BGSM
- 1 QSM1N_-UF2072S
- 1 QSM1NN_-E724416P
- 2 QSM1N_-203673LFBT

1" thick laminate (1), Round legs (V), cabinets with Translucent doors (T), hutch with laminate doors.

Other option

1½" thick laminate **\$8,560**

M _ _ _ -PLAN11



Not shown in Morpheo Brochure:

QSM _ _ _ -PLAN11 **\$10,571**

- 1 QSM1NV_-3672BGST
- 1 QSM1NV_-BGST3672
- 1 QSM1N_-UF2072S
- 1 QSM1N_-S2072UF
- 2 QSM1NNS-E724416T
- 1 QSM1N_-203673LDB

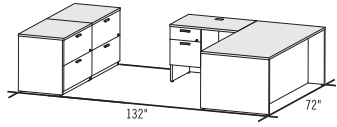
1" thick laminate (1), Round legs (V), cabinet with laminate doors and hutches with Translucent doors (T).

Other option

Cabinet with Translucent doors (T) **\$11,009**

SUGGESTIONS

M ___-PLAN12 



Not shown in Morpheo Brochure:

QSM ___-PLAN12 **\$3,682**

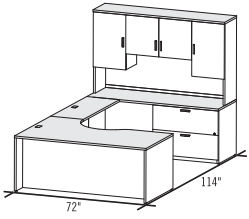
- 1 QSM1NN_-TDM3672
- 1 QSM1N_-F2436R
- 2 QSM1N_-2436LF

1" thick laminate (1).

Other option

1½" thick laminate **\$4,130**

M ___-PLAN13 



Not shown in Morpheo Brochure:

QSM ___-PLAN13 **\$5,250**

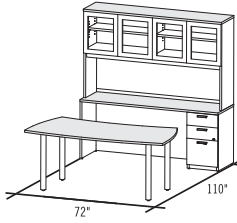
- 1 QSM1NN_-CDM724818
- 1 QSM1NN_-BR1842
- 1 QSM1N_-S2472LF
- 1 QSM1N_-EL724416P
- 1 QSMNN_-P1524UFL

1" thick laminate (1), laminate doors.

Other option

1½" thick laminate **\$5,769**

M ___-PLAN14 



Not shown in Morpheo Brochure:

QSM ___-PLAN14 **\$4,108**

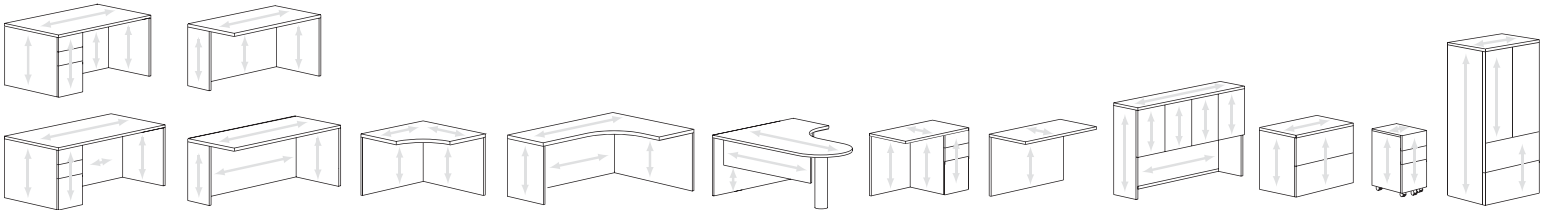
- 1 QSM1NV_-RBT3672
- 1 QSM1N_-S2072UF
- 1 QSM1NNS-E724416T

1" thick laminate (1), Round legs (V), Translucent doors (T).

Other option

1½" thick laminate **\$4,485**

TYPICAL WOOD GRAIN DIRECTION FOR MORPHEO:




OPTIONS



EDGE BANDING


Furniture with 1" (25 mm) thick tops

Edge - 1" (25 mm)



Furniture with 1½" (38 mm) thick tops

Edge - 1½" (38 mm)



Smooth, ⅛" (3 mm) thick edge.

The edge is **matched with the finish specified for the surface.**

HANDLES

A choice of metal handles or a linear thermoplastic pull is offered.

All are finished Anthracite Grey.



B – Curved



L – Linear



Z – Straight

ACCENT COLORS



S – Silver



A – Anthracite Grey

Exception: Furniture with doors or aluminum kickplate are available in Silver anodized aluminum only.

LEG PANEL OPTIONS FOR DT, AT, CM, ETC.

- A Two full-width leg panels
- B One full-width leg panel and one recessed
- C Two recessed leg panels
- D Two full-width leg panels, one with wiring access
- E Two full-width leg panels with wiring access
- F One full-width leg panel and one recessed with wiring access

MATERIALS

• Thermofused laminate furniture:

See prices shown in the "All Laminate" column. Surface material and thickness must be specified in the code.

• Furniture with tops in high-pressure laminate, the rest in thermofused laminate:

See prices shown in the "HPL Surfaces" column. Surface material and thickness must be specified in the code.

CODIFICATION

Series	Options		
	Thickness	Handles	Accent color
0	1 Thermofused laminate 1"	B Curved	A Anthracite Grey
	2 High-pressure laminate 1"	L Linear	S Silver
	5 Thermofused laminate 1½"	Z Straight	
	6 High-pressure laminate 1½"		

ELECTRIFICATION OF FREESTANDING FURNITURE

Electricom II System is fully compatible with Options collection to enable the electrification and communication of Options freestanding furniture. Refer to the Electricom II System section on page 200.

W x D x H (in)	W x D x H (mm)	Code	All Laminate (\$)	HPL Surfaces (\$)
Bow front double pedestal desks				
<i>2 pedestals with locks. 2 box drawers and 3 file drawers with suspension bars. Pencil tray. Recessed, full-height modesty panel. Full-width wire access.</i>				
84 x 42 x 29	2100 x 1050 x 738	0 ___-UF4284FFA	2,251	2,606
72 x 42 x 29	1800 x 1050 x 738	0 ___-UF4272FFA	2,125	2,485
66 x 36 x 29	1650 x 900 x 738	0 ___-UF3666FFA	2,070	2,426

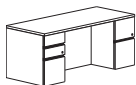


Specify the surface type (1, 2). Specify the handle code (B, L, Z). Specify the accent color (A, S).

84 x 42 x 29½	2100 x 1050 x 751	0 ___-UF4284FFA	2,485	2,846
72 x 42 x 29½	1800 x 1050 x 751	0 ___-UF4272FFA	2,371	2,726
66 x 36 x 29½	1650 x 900 x 751	0 ___-UF3666FFA	2,305	2,667

Specify the surface type (5, 6). Specify the handle code (B, L, Z). Specify the accent color (A, S).

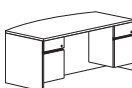
W x D x H (in)	W x D x H (mm)	Code	All Laminate (\$)	HPL Surfaces (\$)
Double pedestal desks				
<i>2 pedestals with locks. 2 box drawers and 3 file drawers with suspension bars. Pencil tray. Recessed, full-height modesty panel. Full-width wire access.</i>				
84 x 36 x 29	2100 x 900 x 738	0 ___-UF3684FF	1,999	2,300
72 x 36 x 29	1800 x 900 x 738	0 ___-UF3672FF	1,880	2,186
72 x 30 x 29	1800 x 750 x 738	0 ___-UF3072FF	1,820	2,120
66 x 30 x 29	1650 x 750 x 738	0 ___-UF3066FF	1,758	2,044
60 x 30 x 29	1500 x 750 x 738	0 ___-UF3060FF	1,698	1,972



Specify the surface type (1, 2). Specify the handle code (B, L, Z). Specify the accent color (A, S).

W x D x H (in)	W x D x H (mm)	Code	All Laminate (\$)	HPL Surfaces (\$)
Double pedestal desks (cont'd)				
84 x 36 x 29½	2100 x 900 x 751	0 ___-UF3684FF	2,218	2,573
72 x 36 x 29½	1800 x 900 x 751	0 ___-UF3672FF	2,098	2,453
72 x 30 x 29½	1800 x 750 x 751	0 ___-UF3072FF	2,044	2,394
66 x 30 x 29½	1650 x 750 x 751	0 ___-UF3066FF	1,984	2,305
60 x 30 x 29½	1500 x 750 x 751	0 ___-UF3060FF	1,918	2,240

Bow front double pedestal desks



Specify the surface type (5, 6). Specify the handle code (B, L, Z). Specify the accent color (A, S).

<i>2 pedestals with locks. 2 box drawers and 2 file drawers with suspension bars. Pencil tray. Recessed, full-height modesty panel. Full-width wire access.</i>				
84 x 42 x 29	2100 x 1050 x 738	0 ___-F4284FA	1,890	2,251
72 x 42 x 29	1800 x 1050 x 738	0 ___-F4272FA	1,771	2,125
66 x 36 x 29	1650 x 900 x 738	0 ___-F3666FA	1,711	2,070

Specify the surface type (1, 2). Specify the handle code (B, L, Z). Specify the accent color (A, S).

84 x 42 x 29½	2100 x 1050 x 751	0 ___-F4284FA	2,125	2,485
72 x 42 x 29½	1800 x 1050 x 751	0 ___-F4272FA	2,011	2,371
66 x 36 x 29½	1650 x 900 x 751	0 ___-F3666FA	1,950	2,305

Specify the surface type (5, 6). Specify the handle code (B, L, Z). Specify the accent color (A, S).



W x D x H (in)	W x D x H (mm)	Code	All Laminate (\$)	HPL Surfaces (\$)
Double pedestal desks				
<i>2 pedestals with locks. 2 box drawers and 2 file drawers with suspension bars. Pencil tray. Recessed, full-height modesty panel. Full-width wire access.</i>				
84 x 36 x 29	2100 x 900 x 738	0___-F3684F	1,644	1,945
72 x 36 x 29	1800 x 900 x 738	0___-F3672F	1,519	1,825
72 x 30 x 29	1800 x 750 x 738	0___-F3072F	1,465	1,765
66 x 30 x 29	1650 x 750 x 738	0___-F3066F	1,399	1,683
60 x 30 x 29	1500 x 750 x 738	0___-F3060F	1,344	1,612
Specify the surface type (1, 2). Specify the handle code (B, L, Z). Specify the accent color (A, S).				
84 x 36 x 29½	2100 x 900 x 751	0___-F3684F	1,862	2,212
72 x 36 x 29½	1800 x 900 x 751	0___-F3672F	1,743	2,093
72 x 30 x 29½	1800 x 750 x 751	0___-F3072F	1,683	2,032
66 x 30 x 29½	1650 x 750 x 751	0___-F3066F	1,622	1,950
60 x 30 x 29½	1500 x 750 x 751	0___-F3060F	1,563	1,880

Specify the surface type (5, 6). Specify the handle code (B, L, Z). Specify the accent color (A, S).				
84 x 36 x 29½	2100 x 900 x 751	0___-F3684F	1,862	2,212
72 x 36 x 29½	1800 x 900 x 751	0___-F3672F	1,743	2,093
72 x 30 x 29½	1800 x 750 x 751	0___-F3072F	1,683	2,032
66 x 30 x 29½	1650 x 750 x 751	0___-F3066F	1,622	1,950
60 x 30 x 29½	1500 x 750 x 751	0___-F3060F	1,563	1,880

W x D x H (in)	W x D x H (mm)	Code	All Laminate (\$)	HPL Surfaces (\$)
Bow front single pedestal desks				
<i>1 pedestal on left with lock. 2 box drawers and 1 file drawer with suspension bar. Pencil tray. Recessed, full-height modesty panel. Full-width wire access.</i>				
72 x 42 x 29	1800 x 1050 x 738	0___-UF4272SA	1,661	1,989
Specify the surface type (1, 2). Specify the handle code (B, L, Z). Specify the accent color (A, S).				
72 x 42 x 29½	1800 x 1050 x 751	0___-UF4272SA	1,890	2,272
Specify the surface type (5, 6). Specify the handle code (B, L, Z). Specify the accent color (A, S).				

W x D x H (in)	W x D x H (mm)	Code	All Laminate (\$)	HPL Surfaces (\$)
Bow front single pedestal desks				
<i>1 pedestal on right with lock. 2 box drawers and 1 file drawer with suspension bar. Pencil tray. Recessed, full-height modesty panel. Full-width wire access.</i>				
72 x 42 x 29	1800 x 1050 x 738	0___-S4272UFA	1,661	1,989
Specify the surface type (1, 2). Specify the handle code (B, L, Z). Specify the accent color (A, S).				
72 x 42 x 29½	1800 x 1050 x 751	0___-S4272UFA	1,890	2,272
Specify the surface type (5, 6). Specify the handle code (B, L, Z). Specify the accent color (A, S).				

W x D x H (in)	W x D x H (mm)	Code	All Laminate (\$)	HPL Surfaces (\$)
Single pedestal desks				
<i>1 pedestal on left with lock. 2 box drawers and 1 file drawer with suspension bar. Pencil tray. Recessed, full-height modesty panel. Full-width wire access.</i>				
72 x 36 x 29	1800 x 900 x 738	0___-UF3672S	1,399	1,649
72 x 30 x 29	1800 x 750 x 738	0___-UF3072S	1,344	1,584
66 x 30 x 29	1650 x 750 x 738	0___-UF3066S	1,283	1,503
60 x 30 x 29	1500 x 750 x 738	0___-UF3060S	1,224	1,431
Specify the surface type (1, 2). Specify the handle code (B, L, Z). Specify the accent color (A, S).				
72 x 36 x 29½	1800 x 900 x 751	0___-UF3672S	1,601	1,885
72 x 30 x 29½	1800 x 750 x 751	0___-UF3072S	1,535	1,825
66 x 30 x 29½	1650 x 750 x 751	0___-UF3066S	1,480	1,743
60 x 30 x 29½	1500 x 750 x 751	0___-UF3060S	1,426	1,677
Specify the surface type (5, 6). Specify the handle code (B, L, Z). Specify the accent color (A, S).				

W x D x H (in)	W x D x H (mm)	Code	All Laminate (\$)	HPL Surfaces (\$)
Single pedestal desks				
<i>1 pedestal on right with lock. 2 box drawers and 1 file drawer with suspension bar. Pencil tray. Recessed, full-height modesty panel. Full-width wire access.</i>				
72 x 36 x 29	1800 x 900 x 738	0___-S3672UF	1,399	1,649
72 x 30 x 29	1800 x 750 x 738	0___-S3072UF	1,344	1,584
66 x 30 x 29	1650 x 750 x 738	0___-S3066UF	1,283	1,503
60 x 30 x 29	1500 x 750 x 738	0___-S3060UF	1,224	1,431
Specify the surface type (1, 2). Specify the handle code (B, L, Z). Specify the accent color (A, S).				
72 x 36 x 29½	1800 x 900 x 751	0___-S3672UF	1,601	1,885
72 x 30 x 29½	1800 x 750 x 751	0___-S3072UF	1,535	1,825
66 x 30 x 29½	1650 x 750 x 751	0___-S3066UF	1,480	1,743
60 x 30 x 29½	1500 x 750 x 751	0___-S3060UF	1,426	1,677

Specify the surface type (5, 6). Specify the handle code (B, L, Z). Specify the accent color (A, S).				
72 x 36 x 29½	1800 x 900 x 751	0___-S3672UF	1,601	1,885
72 x 30 x 29½	1800 x 750 x 751	0___-S3072UF	1,535	1,825
66 x 30 x 29½	1650 x 750 x 751	0___-S3066UF	1,480	1,743
60 x 30 x 29½	1500 x 750 x 751	0___-S3060UF	1,426	1,677

W x D x H (in)	W x D x H (mm)	Code	All Laminate (\$)	HPL Surfaces (\$)
Bow front single pedestal desks				
<i>1 pedestal on left with lock. 1 box drawer and 1 file drawer with suspension bar. Pencil tray. Recessed, full-height modesty panel. Full-width wire access.</i>				
72 x 42 x 29	1800 x 1050 x 738	0___-F4272SA	1,480	1,771
Specify the surface type (1, 2). Specify the handle code (B, L, Z). Specify the accent color (A, S).				
72 x 42 x 29½	1800 x 1050 x 751	0___-F4272SA	1,672	2,004
Specify the surface type (5, 6). Specify the handle code (B, L, Z). Specify the accent color (A, S).				

W x D x H (in)	W x D x H (mm)	Code	All Laminate (\$)	HPL Surfaces (\$)
Bow front single pedestal desks				
<i>1 pedestal on right with lock. 1 box drawer and 1 file drawer with suspension bar. Pencil tray. Recessed, full-height modesty panel. Full-width wire access.</i>				
72 x 42 x 29	1800 x 1050 x 738	0___-S4272FA	1,480	1,771
Specify the surface type (1, 2). Specify the handle code (B, L, Z). Specify the accent color (A, S).				
72 x 42 x 29½	1800 x 1050 x 751	0___-S4272FA	1,672	2,004
Specify the surface type (5, 6). Specify the handle code (B, L, Z). Specify the accent color (A, S).				

W x D x H (in)	W x D x H (mm)	Code	All Laminate (\$)	HPL Surfaces (\$)
Single pedestal desks				
<i>1 pedestal on left with lock. 1 box drawer and 1 file drawer with suspension bar. Pencil tray. Recessed, full-height modesty panel. Full-width wire access.</i>				
72 x 36 x 29	1800 x 900 x 738	0___-F3672S	1,224	1,470
72 x 30 x 29	1800 x 750 x 738	0___-F3072S	1,164	1,410
66 x 30 x 29	1650 x 750 x 738	0___-F3066S	1,103	1,321
60 x 30 x 29	1500 x 750 x 738	0___-F3060S	1,049	1,257
Specify the surface type (1, 2). Specify the handle code (B, L, Z). Specify the accent color (A, S).				
72 x 36 x 29½	1800 x 900 x 751	0___-F3672S	1,420	1,704
72 x 30 x 29½	1800 x 750 x 751	0___-F3072S	1,361	1,649
66 x 30 x 29½	1650 x 750 x 751	0___-F3066S	1,301	1,563
60 x 30 x 29½	1500 x 750 x 751	0___-F3060S	1,251	1,498
Specify the surface type (5, 6). Specify the handle code (B, L, Z). Specify the accent color (A, S).				

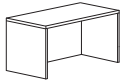
W x D x H (in)	W x D x H (mm)	Code	All Laminate (\$)	HPL Surfaces (\$)
Single pedestal desks				
<i>1 pedestal on right with lock. 1 box drawer and 1 file drawer with suspension bar. Pencil tray. Recessed, full-height modesty panel. Full-width wire access.</i>				
72 x 36 x 29	1800 x 900 x 738	0___-S3672F	1,224	1,470
72 x 30 x 29	1800 x 750 x 738	0___-S3072F	1,164	1,410
66 x 30 x 29	1650 x 750 x 738	0___-S3066F	1,103	1,321
60 x 30 x 29	1500 x 750 x 738	0___-S3060F	1,049	1,257
Specify the surface type (1, 2). Specify the handle code (B, L, Z). Specify the accent color (A, S).				



	W x D x H (in)	W x D x H (mm)	Code	All Laminate (\$)	HPL Surfaces (\$)
Single pedestal desks (cont'd)	72 x 36 x 29½	1800 x 900 x 751	O___-S3672F	1,420	1,704
	72 x 30 x 29½	1800 x 750 x 751	O___-S3072F	1,361	1,649
	66 x 30 x 29½	1650 x 750 x 751	O___-S3066F	1,301	1,563
	60 x 30 x 29½	1500 x 750 x 751	O___-S3060F	1,251	1,498

**Specify the surface type (5, 6). Specify the handle code (B, L, Z).
Specify the accent color (A, S).**

Desk shells



Recessed, full-height modesty panel. Full-width wire access. Can accommodate 1 or 2 pedestals.

72 x 36 x 29	1800 x 900 x 738	O_N_-TDM3672	802	1,125
72 x 30 x 29	1800 x 750 x 738	O_N_-TDM3072	748	1,055
66 x 30 x 29	1650 x 750 x 738	O_N_-TDM3066	716	1,000
60 x 30 x 29	1500 x 750 x 738	O_N_-TDM3060	688	961

Specify the surface type (1, 2). Specify the accent color (A, S).

72 x 36 x 29½	1800 x 900 x 751	O_N_-TDM3672	924	1,295
72 x 30 x 29½	1800 x 750 x 751	O_N_-TDM3072	874	1,229
66 x 30 x 29½	1650 x 750 x 751	O_N_-TDM3066	830	1,169
60 x 30 x 29½	1500 x 750 x 751	O_N_-TDM3060	802	1,125

Specify the surface type (5, 6). Specify the accent color (A, S).

Corner modules



To attach to a work surface. Keyboard surface adjusts from 6½" below surface to 7" above surface with a tilt angle of +/- 15 degrees. Adjustable keyboard surface is 1" thick. Grommet. Full-width wiring access on both back panels. Mechanism packaged separately.

Diagonal wood grain:
change last S to D, add 10% to the price.

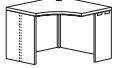
With adjustable keyboard surface.

48 x 48 x 29	1200 x 1200 x 738	O_N_-CMS4830SC	1,748	2,016
42 x 42 x 29	1050 x 1050 x 738	O_N_-CMS4224SC	1,677	1,901

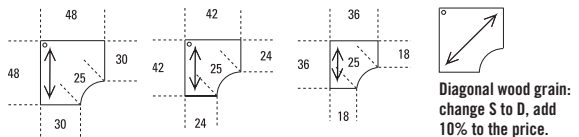
Specify the surface type (1, 2). Specify the accent color (A, S).

48 x 48 x 29½	1200 x 1200 x 751	O_N_-CMS4830SC	2,049	2,174
42 x 42 x 29½	1050 x 1050 x 751	O_N_-CMS4224SC	1,978	2,103

Specify the surface type (5, 6). Specify the accent color (A, S).



To attach to a work surface. Grommet. Full-width wiring access on both back panels.



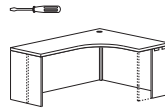
48 x 48 x 29	1200 x 1200 x 738	O_N_-CM4830S	825	1,164
42 x 42 x 29	1050 x 1050 x 738	O_N_-CM4224S	732	1,021
36 x 36 x 29	900 x 900 x 738	O_N_-CM3618SC	711	994

**Specify the surface type (1, 2). Specify the accent color (A, S).
Specify leg choice at the end of the code (B, C, F).**

48 x 48 x 29½	1200 x 1200 x 751	O_N_-CM4830S	973	1,366
42 x 42 x 29½	1050 x 1050 x 751	O_N_-CM4224S	874	1,224
36 x 36 x 29½	900 x 900 x 751	O_N_-CM3618SC	809	1,137

**Specify the surface type (5, 6). Specify the accent color (A, S).
Specify leg choice at the end of the code (B, C, F).**

Left extended corner modules



W x D x H (in)	W x D x H (mm)	Code	All Laminate (\$)	HPL Surfaces (\$)
<i>Grommet. Full-width wiring access on both back panels.</i>				
		Surface	R1	R2
		72"/48"	29½" (750 mm)	5½" (150 mm)
		66"/48"	23½" (600 mm)	5½" (150 mm)
		60"/48"	17½" (450 mm)	5½" (150 mm)
		72"/42"	29½" (750 mm)	
		66"/42"	23½" (600 mm)	
		60"/42"	17½" (450 mm)	
		72"/36"	17½" (450 mm)	
		66"/36"	11¾" (300 mm)	
		60"/36"	5½" (150 mm)	

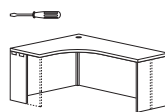
72 x 48 x 29	1800 x 1200 x 738	O_N_-CM724824	1,147	1,607
66 x 48 x 29	1650 x 1200 x 738	O_N_-CM664824	1,088	1,519
60 x 48 x 29	1500 x 1200 x 738	O_N_-CM604824	1,021	1,437
72 x 42 x 29	1800 x 1050 x 738	O_N_-CM724224	1,088	1,519
66 x 42 x 29	1650 x 1050 x 738	O_N_-CM664224	1,021	1,437
60 x 42 x 29	1500 x 1050 x 738	O_N_-CM604224	966	1,355
72 x 36 x 29	1800 x 900 x 738	O_N_-CM723624	1,021	1,437
66 x 36 x 29	1650 x 900 x 738	O_N_-CM663624	918	1,290
60 x 36 x 29	1500 x 900 x 738	O_N_-CM603624	863	1,202

**Specify the surface type (1, 2). Specify the accent color (A, S).
Specify leg choice at the end of the code (A, B, C, D, E, F).**

72 x 48 x 29½	1800 x 1200 x 751	O_N_-CM724824	1,321	1,857
66 x 48 x 29½	1650 x 1200 x 751	O_N_-CM664824	1,267	1,771
60 x 48 x 29½	1500 x 1200 x 751	O_N_-CM604824	1,202	1,688
72 x 42 x 29½	1800 x 1050 x 751	O_N_-CM724224	1,267	1,771
66 x 42 x 29½	1650 x 1050 x 751	O_N_-CM664224	1,202	1,688
60 x 42 x 29½	1500 x 1050 x 751	O_N_-CM604224	1,147	1,607
72 x 36 x 29½	1800 x 900 x 751	O_N_-CM723624	1,109	1,557
66 x 36 x 29½	1650 x 900 x 751	O_N_-CM663624	1,055	1,475
60 x 36 x 29½	1500 x 900 x 751	O_N_-CM603624	984	1,376

**Specify the surface type (5, 6). Specify the accent color (A, S).
Specify leg choice at the end of the code (A, B, C, D, E, F).**

Right extended corner modules



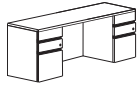
W x D x H (in)	W x D x H (mm)	Code	All Laminate (\$)	HPL Surfaces (\$)
<i>Grommet. Full-width wiring access on both back panels.</i>				
		Surface	R1	R2
		72"/48"	29½" (750 mm)	5½" (150 mm)
		66"/48"	23½" (600 mm)	5½" (150 mm)
		60"/48"	17½" (450 mm)	5½" (150 mm)
		72"/42"	29½" (750 mm)	
		66"/42"	23½" (600 mm)	
		60"/42"	17½" (450 mm)	
		72"/36"	17½" (450 mm)	
		66"/36"	11¾" (300 mm)	
		60"/36"	5½" (150 mm)	

72 x 48 x 29	1800 x 1200 x 738	O_N_-CM487224	1,147	1,607
66 x 48 x 29	1650 x 1200 x 738	O_N_-CM486624	1,088	1,519
60 x 48 x 29	1500 x 1200 x 738	O_N_-CM486024	1,021	1,437
72 x 42 x 29	1800 x 1050 x 738	O_N_-CM427224	1,088	1,519
66 x 42 x 29	1650 x 1050 x 738	O_N_-CM426624	1,021	1,437
60 x 42 x 29	1500 x 1050 x 738	O_N_-CM426024	966	1,355
72 x 36 x 29	1800 x 900 x 738	O_N_-CM367224	1,021	1,437
66 x 36 x 29	1650 x 900 x 738	O_N_-CM366624	918	1,290
60 x 36 x 29	1500 x 900 x 738	O_N_-CM366024	863	1,202

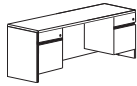
**Specify the surface type (1, 2). Specify the accent color (A, S).
Specify leg choice at the end of the code (A, B, C, D, E, F).**



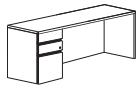
W x D x H (in)	W x D x H (mm)	Code	All Laminate (\$)	HPL Surfaces (\$)
Double pedestal credenzas low profile				
<i>Full-width wire access. 2 pedestals with locks. 4 box drawers and 2 file drawers with suspension bars. Pencil tray.</i>				
72 x 24 x 29	1800 x 600 x 738	0___-UF2472UF	1,771	2,125
66 x 24 x 29	1650 x 600 x 738	0___-UF2466UF	1,758	2,108
60 x 24 x 29	1500 x 600 x 738	0___-UF2460UF	1,726	2,087
Specify the surface type (1, 2). Specify the handle code (B, L, Z). Specify the accent color (A, S).				



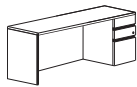
W x D x H (in)	W x D x H (mm)	Code	All Laminate (\$)	HPL Surfaces (\$)
Double pedestal credenzas				
<i>Full-width wire access. 2 pedestals with locks. 2 box drawers and 2 file drawers with suspension bars. Pencil tray.</i>				
72 x 24 x 29	1800 x 600 x 738	0___-F2472F	1,415	1,698
66 x 24 x 29	1650 x 600 x 738	0___-F2466F	1,399	1,683
60 x 24 x 29	1500 x 600 x 738	0___-F2460F	1,371	1,649
Specify the surface type (1, 2). Specify the handle code (B, L, Z). Specify the accent color (A, S).				
72 x 24 x 29½	1800 x 600 x 751	0___-F2472F	1,622	1,950
66 x 24 x 29½	1650 x 600 x 751	0___-F2466F	1,612	1,929
60 x 24 x 29½	1500 x 600 x 751	0___-F2460F	1,579	1,895
Specify the surface type (5, 6). Specify the handle code (B, L, Z). Specify the accent color (A, S).				



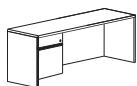
W x D x H (in)	W x D x H (mm)	Code	All Laminate (\$)	HPL Surfaces (\$)
Left single pedestal credenzas low profile				
<i>Full-width wire access. 1 pedestal on left with lock. 2 box drawers and 1 file drawer with suspension bar. Pencil tray.</i>				
72 x 24 x 29	1800 x 600 x 738	0___-UF2472S	1,273	1,491
66 x 24 x 29	1650 x 600 x 738	0___-UF2466S	1,251	1,465
60 x 24 x 29	1500 x 600 x 738	0___-UF2460S	1,212	1,426
Specify the surface type (1, 2). Specify the handle code (B, L, Z). Specify the accent color (A, S).				
72 x 24 x 29½	1800 x 600 x 751	0___-UF2472S	1,437	1,693
66 x 24 x 29½	1650 x 600 x 751	0___-UF2466S	1,410	1,661
60 x 24 x 29½	1500 x 600 x 751	0___-UF2460S	1,382	1,628
Specify the surface type (5, 6). Specify the handle code (B, L, Z). Specify the accent color (A, S).				



W x D x H (in)	W x D x H (mm)	Code	All Laminate (\$)	HPL Surfaces (\$)
Right single pedestal credenzas low profile				
<i>Full-width wire access. 1 pedestal on right with lock. 2 box drawers and 1 file drawer with suspension bar. Pencil tray.</i>				
72 x 24 x 29	1800 x 600 x 738	0___-S2472UF	1,273	1,491
66 x 24 x 29	1650 x 600 x 738	0___-S2466UF	1,251	1,465
60 x 24 x 29	1500 x 600 x 738	0___-S2460UF	1,212	1,426
Specify the surface type (1, 2). Specify the handle code (B, L, Z). Specify the accent color (A, S).				
72 x 24 x 29½	1800 x 600 x 751	0___-S2472UF	1,437	1,693
66 x 24 x 29½	1650 x 600 x 751	0___-S2466UF	1,410	1,661
60 x 24 x 29½	1500 x 600 x 751	0___-S2460UF	1,382	1,628
Specify the surface type (5, 6). Specify the handle code (B, L, Z). Specify the accent color (A, S).				

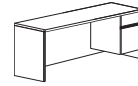


W x D x H (in)	W x D x H (mm)	Code	All Laminate (\$)	HPL Surfaces (\$)
Left single pedestal credenzas				
<i>Full-width wire access. 1 pedestal on left with lock. 1 box drawer and 1 file drawer with suspension bar. Pencil tray.</i>				
72 x 24 x 29	1800 x 600 x 738	0___-F2472S	1,093	1,311
66 x 24 x 29	1650 x 600 x 738	0___-F2466S	1,070	1,283
60 x 24 x 29	1500 x 600 x 738	0___-F2460S	1,038	1,251
Specify the surface type (1, 2). Specify the handle code (B, L, Z). Specify the accent color (A, S).				

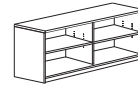


W x D x H (in)	W x D x H (mm)	Code	All Laminate (\$)	HPL Surfaces (\$)
Left single pedestal credenzas (cont'd)				
72 x 24 x 29½	1800 x 600 x 751	0___-F2472S	1,301	1,563
66 x 24 x 29½	1650 x 600 x 751	0___-F2466S	1,278	1,530
60 x 24 x 29½	1500 x 600 x 751	0___-F2460S	1,251	1,498
Specify the surface type (5, 6). Specify the handle code (B, L, Z). Specify the accent color (A, S).				

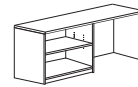
W x D x H (in)	W x D x H (mm)	Code	All Laminate (\$)	HPL Surfaces (\$)
Right single pedestal credenzas				
<i>Full-width wire access. 1 pedestal on right with lock. 1 box drawer and 1 file drawer with suspension bar. Pencil tray.</i>				
72 x 24 x 29	1800 x 600 x 738	0___-S2472F	1,093	1,311
66 x 24 x 29	1650 x 600 x 738	0___-S2466F	1,070	1,283
60 x 24 x 29	1500 x 600 x 738	0___-S2460F	1,038	1,251
Specify the surface type (1, 2). Specify the handle code (B, L, Z). Specify the accent color (A, S).				



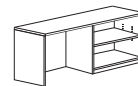
W x D x H (in)	W x D x H (mm)	Code	All Laminate (\$)	HPL Surfaces (\$)
Open bookcase credenzas				
<i>1 adjustable shelf on each side. Full-width wire access.</i>				
72 x 24 x 29½	1800 x 600 x 751	0___-S2472F	1,301	1,563
66 x 24 x 29½	1650 x 600 x 751	0___-S2466F	1,278	1,530
60 x 24 x 29½	1500 x 600 x 751	0___-S2460F	1,251	1,498
Specify the surface type (5, 6). Specify the handle code (B, L, Z). Specify the accent color (A, S).				



W x D x H (in)	W x D x H (mm)	Code	All Laminate (\$)	HPL Surfaces (\$)
Left open bookcase credenzas				
<i>1 adjustable shelf. Full-width wire access.</i>				
72 x 24 x 29	1800 x 600 x 738	0_N_-BE2472S	1,147	1,376
66 x 24 x 29	1650 x 600 x 738	0_N_-BE2466S	1,093	1,321
60 x 24 x 29	1500 x 600 x 738	0_N_-BE2460S	1,038	1,267
Specify the surface type (1, 2). Specify the accent color (A, S).				
72 x 24 x 29½	1800 x 600 x 751	0_N_-BE2472S	1,262	1,513
66 x 24 x 29½	1650 x 600 x 751	0_N_-BE2466S	1,202	1,458
60 x 24 x 29½	1500 x 600 x 751	0_N_-BE2460S	1,147	1,399
Specify the surface type (5, 6). Specify the accent color (A, S).				














W x D x H (in)	W x D x H (mm)	Code	All Laminate (\$)	HPL Surfaces (\$)
Right open bookcase credenzas				
<i>1 adjustable shelf. Full-width wire access.</i>				
72 x 24 x 29	1800 x 600 x 738	0_N_-S2472BE	1,147	1,376
66 x 24 x 29	1650 x 600 x 738	0_N_-S2466BE	1,093	1,321
60 x 24 x 29	1500 x 600 x 738	0_N_-S2460BE	1,038	1,267
Specify the surface type (1, 2). Specify the accent color (A, S).				
72 x 24 x 29½	1800 x 600 x 751	0_N_-S2472BE	1,262	1,513
66 x 24 x 29½	1650 x 600 x 751	0_N_-S2466BE	1,202	1,458
60 x 24 x 29½	1500 x 600 x 751	0_N_-S2460BE	1,147	1,399
Specify the surface type (5, 6). Specify the accent color (A, S).				






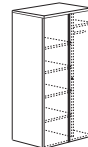
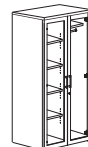


W x D x H (in)	W x D x H (mm)	Code	All Laminate (\$)	HPL Surfaces (\$)
Return shells				
<i>Reversible. 1 grommet. Can accommodate 1 pedestal.</i>				
48 x 24 x 29	1200 x 600 x 738	0_N_-R2448S	509	607
42 x 24 x 29	1050 x 600 x 738	0_N_-R2442S	491	590
36 x 24 x 29	900 x 600 x 738	0_N_-R2436S	465	563
Specify the surface type (1, 2). Specify the accent color (A, S).				
48 x 24 x 29½	1200 x 600 x 751	0_N_-R2448S	650	782
42 x 24 x 29½	1050 x 600 x 751	0_N_-R2442S	618	748
36 x 24 x 29½	900 x 600 x 751	0_N_-R2436S	579	699
Specify the surface type (5, 6). Specify the accent color (A, S).				

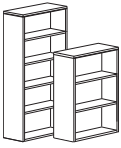






	W x D x H (in)	W x D x H (mm)	Code	All Laminate (\$)	HPL Surfaces (\$)
Hanging pedestal 	<i>1 box drawer, 1 file drawer with suspension bar. Lock. Must be installed under a work surface. 1 tone only.</i>				
	15 x 17½ x 19	388 x 448 x 503	ON__-F	661	—
	Specify the handle code (B, L, Z). Specify the accent color (A, S).				
Metal pedestal 	<i>2 box drawers, 1 file drawer with suspension bar. Pencil tray. Lock. Charcoal metal body and laminate drawer fronts. Must be installed under a work surface.</i>				
	15 x 22 x 28	372 x 540 x 713	ON__-PM1522UFL	519	—
	Specify the handle code (B, L, Z). Specify the accent color (A, S).				
Metal pedestal 	<i>2 file drawers with suspension bars. Pencil tray. Lock. Charcoal metal body and laminate drawer fronts. Must be installed under a work surface.</i>				
	15 x 22 x 28	372 x 540 x 713	ON__-PM1522FFL	496	—
	Specify the handle code (B, L, Z). Specify the accent color (A, S).				
Hanging metal pedestal 	<i>1 box drawer, 1 file drawer. Pencil tray. Lock. Charcoal metal body and laminate drawer fronts. Must be installed under a work surface.</i>				
	15 x 22 x 19½	372 x 540 x 496	ON__-MF	475	—
	Specify the handle code (B, L, Z). Specify the accent color (A, S).				
Modular lateral files 	<i>2 file drawers with suspension bars. Lock. Goes under a work surface. 1 tone only.</i>				
	36 x 18 x 28	900 x 448 x 713	ON__-1836LFL	961	—
	30 x 18 x 28	750 x 448 x 713	ON__-1830LFL	912	—
	Specify the handle code (B, L, Z). Specify the accent color (A, S).				
Combined modular pedestals 	<i>2 box drawers, 2 file drawers with suspension bars. Goes under a work surface. 1 tone only.</i>				
	36 x 18 x 28	900 x 448 x 713	ON__-1836COL	1,235	—
	30 x 18 x 28	750 x 448 x 713	ON__-1830COL	1,131	—
	Specify the handle code (B, L, Z). Specify the accent color (A, S).				
Combined modular pedestals 	<i>2 box drawers, 2 file drawers with suspension bars. Goes under a work surface. 1 tone only.</i>				
	36 x 18 x 28	900 x 448 x 713	ON__-CO1836L	1,235	—
	30 x 18 x 28	750 x 448 x 713	ON__-CO1830L	1,131	—
	Specify the handle code (B, L, Z). Specify the accent color (A, S).				
Modular bookcase with doors 	<i>1 adjustable shelf. Lock. Goes under a work surface. 1 tone only.</i>				
	36 x 18 x 28	900 x 448 x 713	ON__-1836BL	754	—
	Specify the handle code (B, L, Z). Specify the accent color (A, S).				
Mobile pedestals 	<i>2 box drawers, 1 file drawer with suspension bar. Brakes on front casters. Pencil tray. Lock. Fits under a work surface. 1 tone only.</i>				
	15 x 28 x 27	388 x 700 x 689	ON__-MP1528UF	896	—
	15 x 18 x 27	388 x 450 x 704	ON__-MP1518UF	885	—
	Specify the handle code (B, L, Z). Specify the accent color (A, S).				
Mobile pedestals 	<i>1 box drawer, 1 file drawer with suspension bar. Brakes on front casters. Pencil tray. Lock. Fits under a work surface. 1 tone only.</i>				
	15 x 28 x 21½	388 x 700 x 527	ON__-MP1528F	874	—
	15 x 18 x 21½	388 x 450 x 527	ON__-MP1518F	852	—
	Specify the handle code (B, L, Z). Specify the accent color (A, S).				
Lateral files 	<i>2 file drawers with suspension bars. Lock. Full-width wire access. Optional counterweights to meet BIFMA standards, refer to page 207.</i>				
	36 x 24 x 29	900 x 600 x 738	0__-2436LF	1,021	1,235
	Specify the surface type (1, 2). Specify the handle code (B, L, Z). Specify the accent color (A, S).				
	36 x 24 x 29½	900 x 600 x 751	0__-2436LF	1,131	1,361
	Specify the surface type (5, 6). Specify the handle code (B, L, Z). Specify the accent color (A, S).				


	W x D x H (in)	W x D x H (mm)	Code	All Laminate (\$)	HPL Surfaces (\$)
Combined pedestals 	<i>2 box drawers, 2 file drawers with suspension bars. Full-width wire access. Lock.</i>				
	36 x 24 x 29	900 x 600 x 738	0__-2436CO	1,295	1,387
	Specify the surface type (1, 2). Specify the handle code (B, L, Z). Specify the accent color (A, S).				
	36 x 24 x 29½	900 x 600 x 751	0__-2436CO	1,426	1,530
	Specify the surface type (5, 6). Specify the handle code (B, L, Z). Specify the accent color (A, S).				
Combined pedestals 	<i>2 box drawers, 2 file drawers with suspension bars. Full-width wire access. Lock.</i>				
	36 x 24 x 29	900 x 600 x 738	0__-CO2436	1,295	1,387
	Specify the surface type (1, 2). Specify the handle code (B, L, Z). Specify the accent color (A, S).				
	36 x 24 x 29½	900 x 600 x 751	0__-CO2436	1,426	1,530
	Specify the surface type (5, 6). Specify the handle code (B, L, Z). Specify the accent color (A, S).				
Bookcases units with doors 	<i>1 adjustable shelf. Full-width wire access. Lock.</i>				
	36 x 24 x 29	900 x 600 x 738	0__-2436B	885	1,065
	Specify the surface type (1, 2). Specify the handle code (B, L, Z). Specify the accent color (A, S).				
	36 x 24 x 29½	900 x 600 x 751	0__-2436B	994	1,197
	Specify the surface type (5, 6). Specify the handle code (B, L, Z). Specify the accent color (A, S).				
Storage cabinets with laminate doors 	<i>3 adjustable shelves. 1 fixed shelf. Lock. To be used with 1" surfaces.</i>				
	36 x 24 x 73	900 x 600 x 1834	01__-243673B	1,607	—
	36 x 24 x 65	900 x 600 x 1632	01__-243665B	1,546	—
	<i>To be used with 1½" surfaces.</i>				
	36 x 24 x 73	900 x 600 x 1847	05__-243673B	1,765	—
	36 x 24 x 65	900 x 600 x 1645	05__-243665B	1,704	—
	Specify the handle code (B, L, Z). Specify the accent color (A, S).				
Storage cabinets with translucent doors 	<i>3 adjustable shelves. 1 full-width fixed shelf. Lock. To be used with 1" surfaces.</i>				
	36 x 24 x 73	900 x 600 x 1834	01_S-243673BT	2,332	—
	36 x 24 x 65	900 x 600 x 1632	01_S-243665BT	2,277	—
	<i>To be used with 1½" surfaces.</i>				
	36 x 24 x 73	900 x 600 x 1847	05_S-243673BT	2,497	—
	36 x 24 x 65	900 x 600 x 1645	05_S-243665BT	2,436	—
	Specify the handle code (B, Z).				
Wardrobe / storage cabinets with laminate doors 	<i>Clothes hanger bar and 1 fixed shelf on wardrobe side (15% W). 4 adjustable shelves. Lock. To be used with 1" surfaces.</i>				
	36 x 24 x 73	900 x 600 x 1834	01__-243673BC	1,546	—
	36 x 24 x 65	900 x 600 x 1632	01__-243665BC	1,485	—
	<i>To be used with 1½" surfaces.</i>				
	36 x 24 x 73	900 x 600 x 1847	05__-243673BC	1,704	—
	36 x 24 x 65	900 x 600 x 1645	05__-243665BC	1,649	—
	Specify the handle code (B, L, Z). Specify the accent color (A, S).				
Wardrobe / storage cabinets with translucent doors 	<i>Clothes hanger bar and 1 fixed shelf on wardrobe side (15% W). 4 adjustable shelves. Lock. To be used with 1" surfaces.</i>				
	36 x 24 x 73	900 x 600 x 1834	01_S-243673BCT	2,448	—
	36 x 24 x 65	900 x 600 x 1632	01_S-243665BCT	2,387	—
	<i>To be used with 1½" surfaces.</i>				
	36 x 24 x 73	900 x 600 x 1847	05_S-243673BCT	2,606	—
	36 x 24 x 65	900 x 600 x 1645	05_S-243665BCT	2,551	—
	Specify the handle code (B, Z).				





	W x D x H (in)	W x D x H (mm)	Code	All Laminate (\$)	HPL Surfaces (\$)
Open bookcases 	<i>73" H: 4 adjustable shelves. 65" H: 4 adjustable shelves. 48" H: 2 adjustable shelves. To be used with 1" surfaces.</i>				
	36 x 14 x 73	900 x 350 x 1834	01NN-B367314	857	—
	36 x 14 x 65	900 x 350 x 1632	01NN-B366514	782	—
	36 x 14 x 48	900 x 350 x 1225	01NN-B364814	693	—
	<i>To be used with 1½" surfaces.</i>				
	36 x 14 x 73	900 x 350 x 1847	05NN-B367314	924	—
	36 x 14 x 65	900 x 350 x 1645	05NN-B366514	874	—
	36 x 14 x 48	900 x 350 x 1238	05NN-B364814	782	—


	W x D x H (in)	W x D x H (mm)	Code	All Laminate (\$)	HPL Surfaces (\$)
Left personal storage towers 	<i>1 box drawer, 2 file drawers with suspension bars. Adjustable shelf on 57" H only. Wardrobe with clothes / hanger bar (7¼" W). Lock for the two file drawers. Lock on door.</i>				
	24 x 24 x 57	600 x 600 x 1437	0N__-PB242457	1,901	—
	24 x 24 x 49	600 x 600 x 1234	0N__-PB242449	1,814	—
	Specify the handle code (B, L, Z). Specify the accent color (A, S).				


	W x D x H (in)	W x D x H (mm)	Code	All Laminate (\$)	HPL Surfaces (\$)
Right personal storage towers 	<i>1 box drawer, 2 file drawers with suspension bars. Adjustable shelf on 57" H only. Wardrobe with clothes / hanger bar (7¼" W). Lock for the two file drawers. Lock on door.</i>				
	24 x 24 x 57	600 x 600 x 1437	0N__-P242457B	1,901	—
	24 x 24 x 49	600 x 600 x 1234	0N__-P242449B	1,814	—
	Specify the handle code (B, L, Z). Specify the accent color (A, S).				

	W x D x H (in)	W x D x H (mm)	Code	All Laminate (\$)	HPL Surfaces (\$)
Round table tops 	<i>1½" thick.</i>				
	48 x 48 x 1½	1200 x 1200 x 38	0_NN-R48	600	787
	42 x 42 x 1½	1050 x 1050 x 38	0_NN-R42	519	683
	Specify the surface type (5, 6).				

	W x D x H (in)	W x D x H (mm)	Code	All Laminate (\$)	HPL Surfaces (\$)
Cross base 	<i>1½" laminate thick base. For 48" diameter round table tops.</i>				
	33 x 33 x 28	825 x 825 x 713	LGC-CR33	454	—

	W x D x H (in)	W x D x H (mm)	Code	All Laminate (\$)	HPL Surfaces (\$)
Cross base 	<i>1½" laminate thick base. For 42" diameter round table tops.</i>				
	27 x 27 x 28	680 x 680 x 713	LGC-CR27	400	—

	W x D x H (in)	W x D x H (mm)	Code	All Laminate (\$)	HPL Surfaces (\$)
Cross base 	<i>Anthracite Grey (GAN) or Silver (ARS) steel. Specify the finish.</i>				
	33 x 33 x 28	830 x 830 x 710	LGC-CH433	579	—

	W x D x H (in)	W x D x H (mm)	Code	All Laminate (\$)	HPL Surfaces (\$)
6" diameter steel leg 	<i>Anthracite Grey (GAN) or Silver (ARS) steel. Specify the finish.</i>				
	6 x 6 x 28	150 x 150 x 710	LGC-TL	268	—

Serving carts



	W x D x H (in)	W x D x H (mm)	Code	All Laminate (\$)	HPL Surfaces (\$)
Serving carts	<i>1 sliding shelf, 11½" extension. 2 box drawers. 2 doors with 1 adjustable shelf. 4 casters, 2 with brakes. Grommet in the back.</i>				
	36 x 21 x 36	900 x 520 x 908	0___-MS213636	1,366	1,776
	Specify the surface type (1, 2). Specify the handle code (B, L, Z). Specify the accent color (A, S).				
	36 x 21 x 36½	900 x 520 x 921	0___-MS213636	1,508	1,961
	Specify the surface type (5, 6). Specify the handle code (B, L, Z). Specify the accent color (A, S).				

Serving carts



	W x D x H (in)	W x D x H (mm)	Code	All Laminate (\$)	HPL Surfaces (\$)
Serving carts	<i>1 sliding shelf, 11½" extension. 1 box drawer. 1 door with 1 adjustable shelf. 4 casters, 2 with brakes. Grommet in the back.</i>				
	20 x 21 x 36	500 x 520 x 908	0___-MS212036	880	1,147
	Specify the surface type (1, 2). Specify the handle code (B, L, Z). Specify the accent color (A, S).				
	20 x 21 x 36½	500 x 520 x 921	0___-MS212036	1,016	1,328
	Specify the surface type (5, 6). Specify the handle code (B, L, Z). Specify the accent color (A, S).				

Marker boards



	W x D x H (in)	W x D x H (mm)	Code	All Laminate (\$)	HPL Surfaces (\$)
Marker boards	<i>180° hinges. Board surface: white high-pressure laminate, non magnetic, for use with dry-erase markers. Eraser tray along bottom of board. Inside face of doors covered in natural cork.</i>				
	55 x 5 x 41	1368 x 130 x 1049	01__-VBX4054	1,420	—
	Specify the handle code (B, L, Z). Specify the accent color (A, S).				
	55 x 5 x 42¼	1368 x 130 x 1075	05__-VBX4054	1,557	—
	Specify the handle code (B, L, Z). Specify the accent color (A, S).				

Coffee tables



	W x D x H (in)	W x D x H (mm)	Code	All Laminate (\$)	HPL Surfaces (\$)
Coffee tables	<i>22 x 22 x 18</i>				
	22 x 22 x 18	550 x 550 x 438	0_NN-ST222218	387	448
	Specify the surface type (1, 2).				
	22 x 22 x 18½	550 x 550 x 451	0_NN-ST222218	437	563
	Specify the surface type (5, 6).				

Additional full-width legs



	W x D x H (in)	W x D x H (mm)	Code	All Laminate (\$)	HPL Surfaces (\$)
Additional full-width legs	<i>1 tone only. For AT, DT and CM tables.</i>				
	24 x 1 x 27½	598 x 25 x 698	ONNN-L24	137	—
	30 x 1 x 27½	748 x 25 x 698	ONNN-L30	147	—

Additional full-width legs with wire access



	W x D x H (in)	W x D x H (mm)	Code	All Laminate (\$)	HPL Surfaces (\$)
Additional full-width legs with wire access	<i>1 tone only. For AT, DT and CM tables.</i>				
	24 x 1 x 27½	598 x 25 x 698	ONNN-L24D	137	—
	30 x 1 x 27½	748 x 25 x 698	ONNN-L30D	147	—

Additional recessed leg

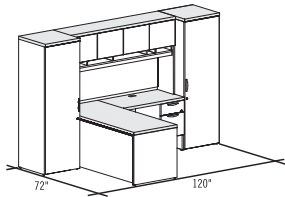


	W x D x H (in)	W x D x H (mm)	Code	All Laminate (\$)	HPL Surfaces (\$)
Additional recessed leg	<i>1 tone only. For AT, DT and CM tables.</i>				
	13 x 1 x 27½	340 x 25 x 698	ONNN-L12	114	—



SUGGESTIONS

0___-PLAN01



Plan shown in Options Flyer:

05BA-PLAN01 **\$6,293**

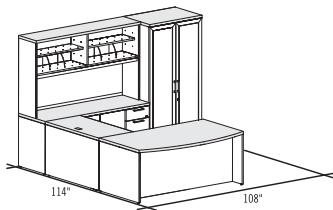
- 1 05NA-TDM3072
- 1 05BA-R2442F
- 1 05BA-242473BCL
- 1 05BA-242473BR
- 1 05NA-E724416PD
- 1 LGC-TK7019E

1½" thick laminate (5), Curved pull (B), Anthracite Grey accent (A).

Other option:

Translucent doors **\$7,862**

0___-PLAN02



Plan shown in Options Flyer:

05ZS-PLAN02 **\$7,156**

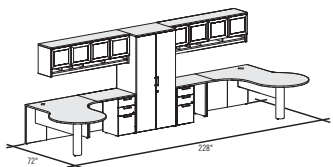
- 1 05ZS-F4272SA
- 1 05NS-BR2448
- 1 05ZS-S2472F
- 1 05NS-E724416
- 1 05ZS-243673BCTR

1½" thick laminate (5), Straight pull (Z), Silver accent (S).

Other option:

Laminate doors **\$6,255**

0___-PLAN03



Plan shown in Options Flyer:

01ZS-PLAN03 **\$11,009**

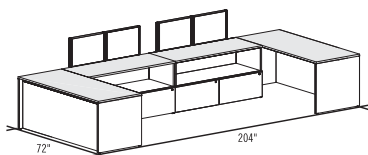
- 1 01NS-CPM724824
- 1 01NS-C4872PM24
- 2 01NS-DT2436B
- 1 01ZS-243673BC
- 2 0NZS-P1518UFL
- 2 01NS-EM722216TD

1" thick laminate (1), Straight pull (Z), Silver accent (S).

Other option:

Laminate doors **\$9,883**

0___-PLAN04



Plan shown in Options Flyer:

01LA-PLAN04 **\$7,003**

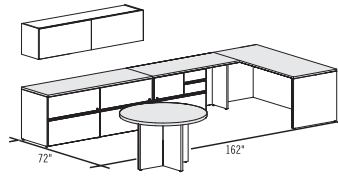
- 2 01LA-SLF2472
- 2 01NA-TDM3072
- 4 LGC-SCL2416A
- 4 PNNN-TK2215P
- 4 LGC-7POA

1" thick laminate (1), Linear pull (L), Anthracite Grey accent (A).

Other option:

1½" thick laminate **\$7,637**

0___-PLAN05



Plan shown in Options Flyer:

01LS-PLAN05 **\$6,507**

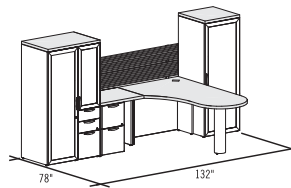
- 1 01LS-LF2472LF
- 1 0NLS-C01830L
- 1 01NS-DT2460B
- 1 01NS-TDM3072
- 1 0NNS-EM721716D
- 1 05NN-R48
- 1 LGC-CR33

1" thick laminate (1), Linear pull (L), Silver accent (S).

Other option:

1½" thick laminate **\$6,911**

0___-PLAN06



Plan shown in Options Flyer:

05BS-PLAN06 **\$7,644**

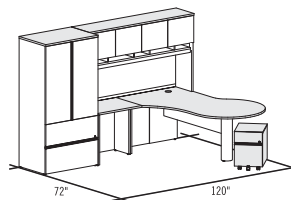
- 1 05NS-DT2430B
- 1 05NS-C4278B24
- 1 05BS-243665BUFT
- 1 05BS-242465BCTR
- 1 0NBS-P1518FLL
- 1 LGC-SUPALS
- 1 LGC-RA72S
- 1 LGC-RAS12S
- 1 LGC-RPT11S

1½" thick laminate (1), Curved pull (B), Silver accent (S).

Other option:

1" thick laminate **\$7,140**

0___-PLAN07



Not shown in Options Flyer:

01_-PLAN07 **\$6,097**

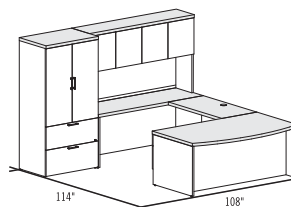
- 1 01N_-C4278PM24
- 1 01N_-DT2430B
- 1 01N_-E724416PD
- 1 01_-243673LFB
- 1 0N_-MP1518F

1" thick laminate (1).

Other option:

Translucent doors **\$7,107**

0___-PLAN08



Not shown in Options Flyer:

01_-PLAN08 **\$5,791**

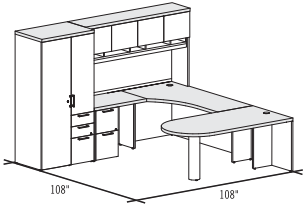
- 1 01_-S4272FA
- 1 01N_-BR2448
- 1 01N_-DT2472A
- 1 01N_-E724416P
- 1 01_-243673LFB

1" thick laminate (1).

Other option:

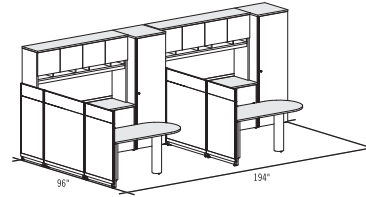
Translucent doors **\$6,801**

SUGGESTIONS

0 ___ -PLAN09

Not shown in Options Flyer:
01 ___ -PLAN09 **\$6,725**

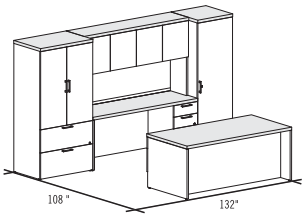
- 1 O1N_-BT3672
- 1 O1N_-CM367224B
- 1 O1N_-DT2436B
- 1 O1N_-E724416PD
- 1 O1_-243673BUF
- 1 ON_-P1518FFL

1" thick laminate (1).
Other option:

 Translucent doors **\$7,960**
0 ___ -PLAN11

Not shown in Options Flyer:
01 ___ -PLAN11 **\$15,745**

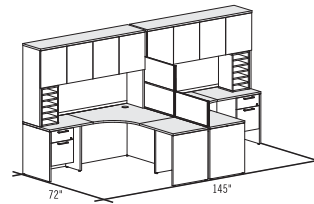
- 2 O1N_-BT3060
- 2 O1N_-BR2442
- 2 O1N_-DT2472A
- 2 O1N_-E724416PD
- 2 O1_-242473BCR
- 2 ON_-1836COL
- 2 PNN_-SFLX4130
- 2 PNN_-SFLX4142
- 2 PNN_-SFLX4124
- 2 PNN_-SOFX0830
- 2 PNN_-SOFX0842
- 2 PNN_-SOFX0824

1" thick laminate (1).
Other option:

 Translucent doors **\$17,887**
0 ___ -PLAN10

Not shown in Options Flyer:
01 ___ -PLAN10 **\$6,758**

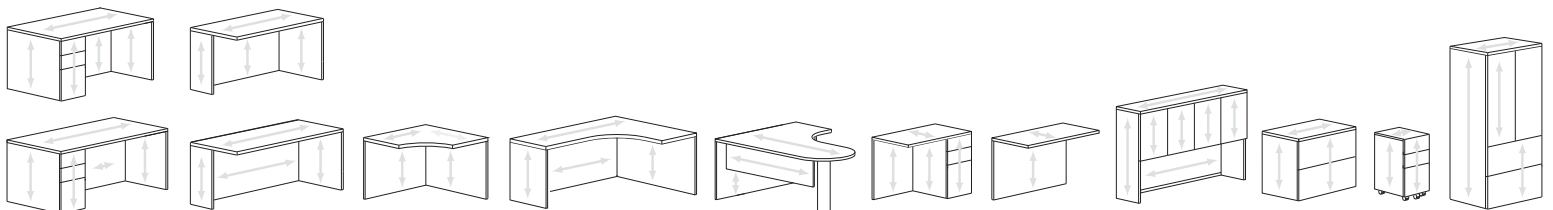
- 1 O1_-S3672F
- 1 O1_-S2472UF
- 1 O1N_-E724416P
- 1 O1_-242473BCR
- 1 O1_-243673LFB

1" thick laminate (1).
Other option:

 Translucent doors **\$8,277**
0 ___ -PLAN12

Not shown in Options Flyer:
01 ___ -PLAN12 **\$9,653**

- 2 O1N_-CM4224S
- 4 O1N_-DT2430B
- 2 O1N_-E724416P
- 2 ON_-F
- 2 LGC-DV1221
- 2 LGC-SCF4216_
- 1 LGC-SCF3016_
- 1 LGC-14TP_
- 2 LGC-7PO_

1" thick laminate (1).
Other option:

 Translucent doors **\$10,779**
TYPICAL WOOD GRAIN DIRECTION FOR OPTIONS:


CONCEPT 3

IDEX Awards
NeoCon Canada



CONCEPT 3 – EASY TO SPECIFY, EASY TO RECONFIGURE

3 LAYOUTS

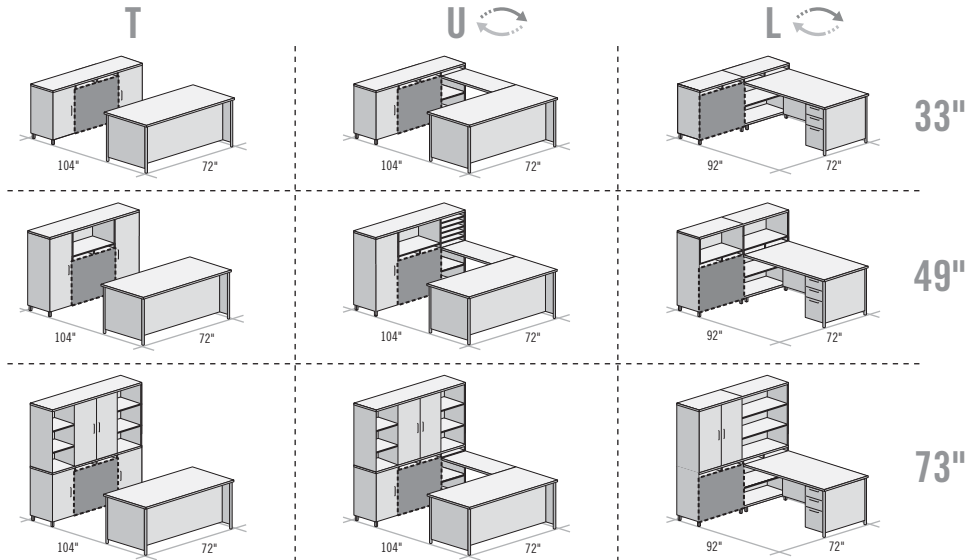
Concept 3 envisions three classic office workstation layouts – **traditional T**, **U-shaped** and **L-shaped** – with generous surfaces and versatile storage. Inspired design ensures upscale looks and maximum functionality whichever setting you choose.

REVERSIBLE

As easy as flipping a coin, storage and non-handed work surfaces fit together left or right. In the **U-shaped** and **L-shaped** settings, you can attach the bridge or work surface on either side without losing access to the storage below. A big plus if you change your space... or change your mind!

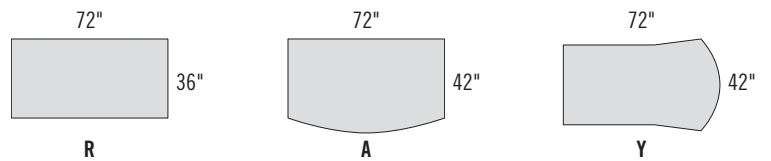
3 HEIGHTS

Keep it sleek and low with the **33-inch** storage module, elevate the look to **49 inches** or top it off at **73 inches**. Each level has its own refined sense of proportion and scale.



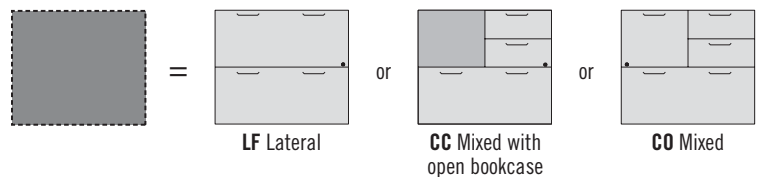
3 SURFACE SHAPES

Customize the look and function of your work surface with the shape you prefer – classic **rectangular R**, stylish **bow front A** or our adaptable **Y shape**.



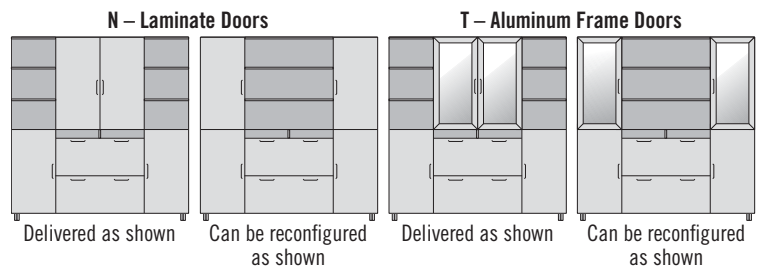
3 STORAGE OPTIONS

Choose from **storage modules** designed for filing, or for a multiplicity of functions with drawers and open bookcase. Whatever works best for you.



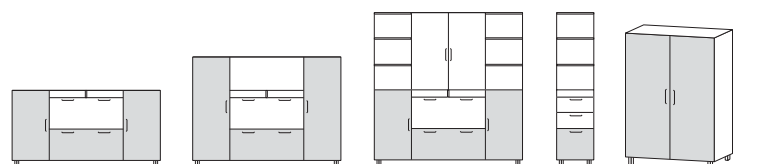
DOOR OPTIONS

Concept 3 is designed to simplify your life, but you still have the final say. Choose from matching **laminated N** or **anodized aluminum frame T** door styles. Storage modules are shipped assembled but offer you the flexibility of modifying the door configuration on site.



SPECIFIC TWO-TONE APPLICATION ON 73", 49" AND 33" H STORAGE UNITS (unless otherwise specified)


The first finish specified will be applied to the laminate door(s) and to the drawer at the bottom of the unit. The second finish specified will be applied to the rest of the unit.



EDGEBOARDING

Furniture with 1" (25 mm) thick tops.

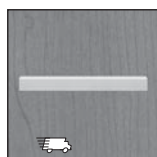
N Edge



Smooth, 3/8" (3 mm) thick edge.

The **N** edge is **matched with the finish specified for the surface.**

HANDLES



C – Cubic

CODIFICATION



	Options
Series	Doors
C3	T Translucent

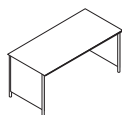
READY TO SHIP IN 5 DAYS!


Several suggested layouts, components and accessories identified by this pictogram are part of the **Lacasse quick delivery program.**

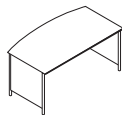
Please refer to page 3 for complete program details.





	W x D x H (in)	W x D x H (mm)	Code	Price (\$)
Rectangular surfaces	<i>Can accommodate 1 or 2 modular pedestals. Recessed, full-height modesty panel.</i>			
	72 x 36 x 29	1800 x 900 x 735	C3-TD3672	918
	66 x 30 x 29	1650 x 750 x 735	C3-TD3066	787





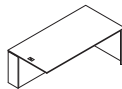
Arched surfaces	<i>Can accommodate 1 or 2 modular pedestals. Recessed, full-height modesty panel.</i>			
	72 x 42 x 29	1800 x 1050 x 735	C3-TD4272A	1,010
	66 x 36 x 29	1650 x 900 x 735	C3-TD3666A	896




Y-shaped surfaces	<i>Reversible. Half-height modesty panel. Grommet. Can not accommodate pedestal.</i>			
	72 x 42 x 29	1800 x 1050 x 735	C3-YTM3672	956
	66 x 42 x 29	1650 x 1050 x 735	C3-YTM3666	896




Rectangular surface-returns	<i>Reversible. Can accommodate 1 modular pedestal. Can be attached to a 36" wide bookcase. Recessed, full-height modesty panel. Grommet.</i>			
	72 x 36 x 29	1800 x 900 x 735	C3-RD3672	776
	66 x 36 x 29	1650 x 900 x 735	C3-RD3666	716
	54 x 36 x 29	1350 x 900 x 735	C3-RD3654	673




Y-shaped surface-returns	<i>Reversible. Must be attached to a 36" wide bookcase. Half-height modesty panel. Grommet. Can not accommodate pedestal.</i>			
	72 x 42 x 29	1800 x 1050 x 735	C3-YUM3672	797
	66 x 42 x 29	1650 x 1050 x 735	C3-YUM3666	743
	54 x 42 x 29	1350 x 1050 x 735	C3-YUM3654	716





Modular pedestal	<i>2 file drawers with suspension bars. Lock. Goes under a work surface. 1 tone only.</i>			
	15 x 24 x 24 3/4	388 x 600 x 628	C3-FF24	666




Modular pedestal	<i>2 box drawers. 1 file drawer with suspension bar. Pencil tray. Lock. Goes under a work surface. 1 tone only.</i>			
	15 x 24 x 24 3/4	388 x 600 x 628	C3-UF24	737




Bridge-returns	<i>Half-height modesty panel. Grommet.</i>			
	48 x 18 x 13	1200 x 448 x 327	C3-BR1848	296
	42 x 18 x 13	1050 x 448 x 327	C3-BR1842	268



 = QUICKSHIP
USA – JANUARY 2017

 = ASSEMBLY REQUIRED

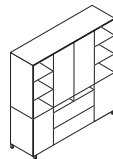
	W x D x H (in)	W x D x H (mm)	Code	Price (\$)
Executive return	<i>Reversible. 2 box drawers and 1 file drawer. Pencil tray. Grommet on the back. Lock.</i>			
	48 x 24 x 29	1200 x 600 x 735	C3-UF2448R	1,207



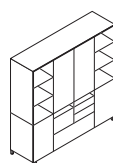
Packaged in 2 boxes.

73" Storage modules – 4 doors	<i>UPPER: Open bookcases, 4 adjustable shelves. Bookcase with doors, 2 adjustable shelves. Doors can be installed at either ends. Grommet on the back. Specify T at the end of the code for translucent doors. LOWER: Bookcases with doors, 2 adjustable shelves. 2 pigeonholes. Packaged in 2 boxes.</i>			
--------------------------------------	---	--	--	--

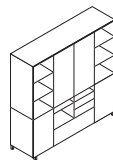
Lateral file modules	<i>2 file drawers with suspension bars. Lock.</i>			
	72 x 20 x 73	1796 x 500 x 1850	C3-207273LFB	3,350
	72 x 20 x 73	1796 x 500 x 1850	C3-207273LFBT	3,960



Mixed modules	<i>2 box drawers, 2 file drawers with suspension bars. Lock. Pencil tray.</i>			
	72 x 20 x 73	1796 x 500 x 1850	C3-207273COB	3,616
	72 x 20 x 73	1796 x 500 x 1850	C3-207273COBT	4,223

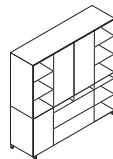


Open mixed modules	<i>Open storage space. 2 box drawers. 1 file drawer with suspension bar. Lock. Pencil tray.</i>			
	72 x 20 x 73	1796 x 500 x 1850	C3-207273CCB	3,469
	72 x 20 x 73	1796 x 500 x 1850	C3-207273CCBT	4,064



73" Storage modules – 3 doors	<i>UPPER: Open bookcases, 2 adjustable shelves. Bookcase with doors, 2 adjustable shelves. Doors can be installed at either ends. Grommet on the back. Specify T at the end of the code for translucent doors. LOWER: Reversible. Bookcases with door, adjustable shelf. 3 pigeonholes. Open Bookcase, adjustable shelf. A bridge-return can be attached. Packaged in two boxes.</i>			
--------------------------------------	--	--	--	--

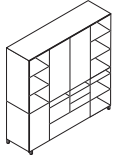
Lateral file modules	<i>2 file drawers with suspension bars. Lock.</i>			
	72 x 20 x 73	1796 x 500 x 1850	C3-207273LFS	3,289
	72 x 20 x 73	1796 x 500 x 1850	C3-207273LFS T	3,895



73" Storage modules
– 3 doors
(cont'd)

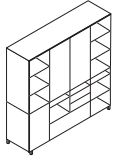
Mixed modules
2 box drawers, 2 file drawers with suspension bars. Lock. Pencil tray.

W x D x H (in)	W x D x H (mm)	Code	Price (\$)
72 x 20 x 73	1796 x 500 x 1850	C3-207273C0S	3,568
72 x 20 x 73	1796 x 500 x 1850	C3-207273C0ST	4,168



Open mixed modules
Open storage space. 2 box drawers. 1 file drawer with suspension bar. Lock. Pencil tray.

W x D x H (in)	W x D x H (mm)	Code	Price (\$)
72 x 20 x 73	1796 x 500 x 1850	C3-207273CCS	3,425
72 x 20 x 73	1796 x 500 x 1850	C3-207273CCST	4,032

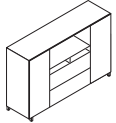


49" Storage modules
– 2 doors

Bookcases with doors, 4 adjustable shelves. Open storage space. 2 pigeonholes. Grommet on the back. Specify T at the end of the code for translucent doors.

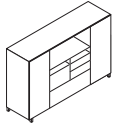
Lateral file modules
2 file drawers with suspension bars. Lock.

W x D x H (in)	W x D x H (mm)	Code	Price (\$)
72 x 20 x 49	1796 x 500 x 1241	C3-207249LFB	2,212
72 x 20 x 49	1796 x 500 x 1241	C3-207249LFBT	2,890



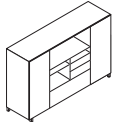
Mixed modules
2 box drawers, 2 file drawers with suspension bars. Lock. Pencil tray.

W x D x H (in)	W x D x H (mm)	Code	Price (\$)
72 x 20 x 49	1796 x 500 x 1241	C3-207249C0B	2,421
72 x 20 x 49	1796 x 500 x 1241	C3-207249C0BT	3,087



Open mixed modules
Open storage space. 2 box drawers. 1 file drawer with suspension bar. Lock. Pencil tray.

W x D x H (in)	W x D x H (mm)	Code	Price (\$)
72 x 20 x 49	1796 x 500 x 1241	C3-207249CCB	2,272
72 x 20 x 49	1796 x 500 x 1241	C3-207249CCBT	2,841

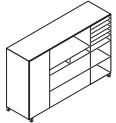


49" Storage modules
– 1 door

Reversible. Bookcase with door, 2 adjustable shelves. Open storage space. 8 pigeonholes. Open bookcase, adjustable shelf. Grommet on the back. A bridge-return can be attached. Specify T at the end of the code for translucent doors.

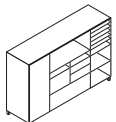
Lateral file modules
2 file drawers with suspension bars. Lock.

W x D x H (in)	W x D x H (mm)	Code	Price (\$)
72 x 20 x 49	1796 x 500 x 1241	C3-207249LFS	2,267
72 x 20 x 49	1796 x 500 x 1241	C3-207249LFST	2,589



Mixed modules
2 box drawers, 2 file drawers with suspension bars. Lock. Pencil tray.

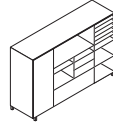
W x D x H (in)	W x D x H (mm)	Code	Price (\$)
72 x 20 x 49	1796 x 500 x 1241	C3-207249C0S	2,464
72 x 20 x 49	1796 x 500 x 1241	C3-207249C0ST	2,803



49" Storage modules
– 1 door
(cont'd)

Open mixed modules
Open storage space. 2 box drawers. 1 file drawer with suspension bar. Lock. Pencil tray.

W x D x H (in)	W x D x H (mm)	Code	Price (\$)
72 x 20 x 49	1796 x 500 x 1241	C3-207249CCS	2,332
72 x 20 x 49	1796 x 500 x 1241	C3-207249CCST	2,667

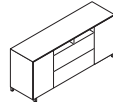


33" Storage modules
– 2 doors

Bookcases with doors, 2 adjustable shelves. 2 pigeonholes. Specify T at the end of the code for translucent doors.

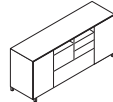
Lateral file modules
2 file drawers with suspension bars. Lock.

W x D x H (in)	W x D x H (mm)	Code	Price (\$)
72 x 20 x 33	1796 x 500 x 834	C3-207233LFB	1,956
72 x 20 x 33	1796 x 500 x 834	C3-207233LFBT	2,464



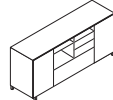
Mixed modules
2 box drawers, 2 file drawers with suspension bars. Lock. Pencil tray.

W x D x H (in)	W x D x H (mm)	Code	Price (\$)
72 x 20 x 33	1796 x 500 x 834	C3-207233C0B	2,240
72 x 20 x 33	1796 x 500 x 834	C3-207233C0BT	2,737



Open mixed modules
Open storage space. 2 box drawers. 1 file drawer with suspension bar. Lock. Pencil tray.

W x D x H (in)	W x D x H (mm)	Code	Price (\$)
72 x 20 x 33	1796 x 500 x 834	C3-207233CCB	2,087
72 x 20 x 33	1796 x 500 x 834	C3-207233CCBT	2,557

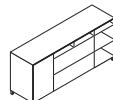


33" Storage modules
– 1 door

Reversible. Bookcase with doors, adjustable shelf. 3 pigeonholes. Open bookcase, adjustable shelf. A bridge-return can be attached. Specify T at the end of the code for translucent doors.

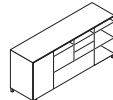
Lateral file modules
2 file drawers with suspension bars. Lock.

W x D x H (in)	W x D x H (mm)	Code	Price (\$)
72 x 20 x 33	1796 x 500 x 834	C3-207233LFS	1,901
72 x 20 x 33	1796 x 500 x 834	C3-207233LFST	2,153



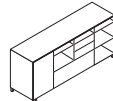
Mixed modules
2 box drawers, 2 file drawers with suspension bars. Lock. Pencil tray.

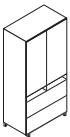
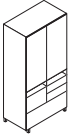
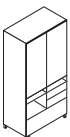
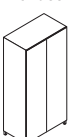
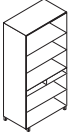
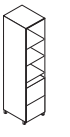
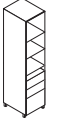

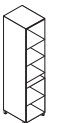
W x D x H (in)	W x D x H (mm)	Code	Price (\$)
72 x 20 x 33	1796 x 500 x 834	C3-207233C0S	2,186
72 x 20 x 33	1796 x 500 x 834	C3-207233C0ST	2,426




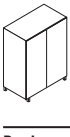

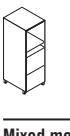

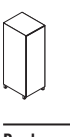
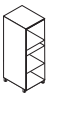











Open mixed modules
Open storage space. 2 box drawers. 1 file drawer with suspension bar. Lock. Pencil tray.







W x D x H (in)	W x D x H (mm)	Code	Price (\$)
72 x 20 x 33	1796 x 500 x 834	C3-207233CCS	2,049
72 x 20 x 33	1796 x 500 x 834	C3-207233CCST	2,277



	W x D x H (in)	W x D x H (mm)	Code	Price (\$)
73" COMPLEMENTARY STORAGE MODULES				
Lateral file modules	<i>Bookcase with doors, 2 adjustable shelves. 2 pigeonholes. 2 file drawers with suspension bars. Lock. Grommet on the back. Specify T at the end of the code for translucent doors.</i>			
	36 x 20 x 73	900 x 500 x 1850	C3-203673LF	2,153
	36 x 20 x 73	900 x 500 x 1850	C3-203673LFT	2,770
Mixed modules	<i>Bookcase with doors, 2 adjustable shelves. 2 pigeonholes. 2 box drawers. 2 file drawers with suspension bars. Lock. Pencil tray. Grommet on the back. Specify T at the end of the code for translucent doors.</i>			
	36 x 20 x 73	900 x 500 x 1850	C3-203673CO	2,371
	36 x 20 x 73	900 x 500 x 1850	C3-203673COT	2,966
Open mixed modules	<i>Bookcase with doors, 2 adjustable shelves. 2 pigeonholes. Open storage space. 2 box drawers. 1 file drawer with suspension bar. Lock. Pencil tray. Grommet on the back. Specify T at the end of the code for translucent doors.</i>			
	36 x 20 x 73	900 x 500 x 1850	C3-203673CC	2,212
	36 x 20 x 73	900 x 500 x 1850	C3-203673CCT	2,808
Bookcase modules with doors	<i>3 adjustable shelves and 1 fixed shelf. 1 clothes hanger bar. Specify T at the end of the code for translucent doors.</i>			
	36 x 20 x 73	900 x 500 x 1850	C3-203673B	1,485
	36 x 20 x 73	900 x 500 x 1850	C3-203673BT	2,355
Bookcase modules	<i>Fixed shelf at 29". 3 adjustable shelves. 2 pigeonholes. Grommet on the back. A surface-return can be attached. 1 tone only.</i>			
	36 x 20 x 73	900 x 500 x 1850	C3-BS203673	1,361
Lateral file module	<i>Bookcase, 2 adjustable shelves. Pigeonhole. 2 file drawers with suspension bars. Lock.</i>			
	18 x 20 x 73	450 x 500 x 1850	C3-201873FF	1,394
Mixed module	<i>Bookcase, 2 adjustable shelves. Pigeonhole. 2 box drawers. 1 file drawer with suspension bar. Pencil tray. Lock.</i>			
	18 x 20 x 73	450 x 500 x 1850	C3-201873UF	1,480
Bookcase modules with door	<i>Reversible door. 4 adjustable shelves. Specify T at the end of the code for translucent door.</i>			
	18 x 20 x 73	450 x 500 x 1850	C3-201873B	1,153
	18 x 20 x 73	450 x 500 x 1850	C3-201873BT	1,563
Bookcase module	<i>3 adjustable shelves. Pigeonhole. A bridge-return can be attached. 1 tone only.</i>			
	18 x 20 x 73	450 x 500 x 1850	C3-BS201873	1,021

	W x D x H (in)	W x D x H (mm)	Code	Price (\$)
49" COMPLEMENTARY STORAGE MODULES				
Lateral file module	<i>Open storage space. 2 pigeonholes. 2 file drawers with suspension bars. Lock. Grommet on the back.</i>			
	36 x 20 x 49	900 x 500 x 1241	C3-203649LF	1,426
Mixed module	<i>Open storage space. 2 pigeonholes. 2 box drawers. 2 file drawers with suspension bars. Lock. Pencil tray. Grommet on the back.</i>			
	36 x 20 x 49	900 x 500 x 1241	C3-203649CO	1,683
Open mixed module	<i>Open storage space. 2 pigeonholes. 2 box drawers. 1 file drawer with suspension bar. Lock. Pencil tray. Grommet on the back.</i>			
	36 x 20 x 49	900 x 500 x 1241	C3-203649CC	1,540
Bookcase modules with doors	<i>2 adjustable shelves. 1 clothes hanger bar. Specify T at the end of the code for translucent doors.</i>			
	36 x 20 x 49	900 x 500 x 1241	C3-203649B	1,098
	36 x 20 x 49	900 x 500 x 1241	C3-203649BT	1,731
Bookcase module	<i>Open storage space. 2 pigeonholes. Fixed shelf at 29". Adjustable shelf. Grommet on the back. A surface-return can be attached. 1 tone only.</i>			
	36 x 20 x 49	900 x 500 x 1241	C3-BS203649	1,000
Lateral file module	<i>Open storage space. Pigeonhole. 2 file drawers with suspension bars. Lock.</i>			
	18 x 20 x 49	450 x 500 x 1241	C3-201849FF	1,125
Mixed module	<i>Open storage space. Pigeonhole. 2 box drawers. 1 file drawer with suspension bar. Pencil tray. Lock.</i>			
	18 x 20 x 49	450 x 500 x 1241	C3-201849UF	1,202
Bookcase modules with door	<i>Reversible door. 2 adjustable shelves. Specify T at the end of the code for translucent door.</i>			
	18 x 20 x 49	450 x 500 x 1241	C3-201849B	891
	18 x 20 x 49	450 x 500 x 1241	C3-201849BT	1,169
Bookcase module	<i>Open storage space. Pigeonhole. Adjustable shelf. A bridge-return can be attached. 1 tone only.</i>			
	18 x 20 x 49	450 x 500 x 1241	C3-BS201849	809

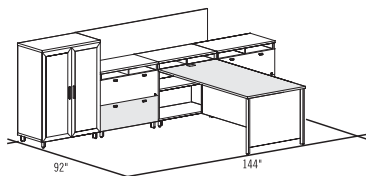
	W x D x H (in)	W x D x H (mm)	Code	Price (\$)
33" COMPLEMENTARY STORAGE MODULES				
Lateral file module	<i>2 pigeonholes. 2 file drawers with suspension bars. Lock.</i>			
	36 x 20 x 33	900 x 500 x 834	C3-203633LF	1,267
Mixed module	<i>2 pigeonholes. 2 box drawers. 2 file drawers with suspension bars. Lock. Pencil tray.</i>			
	36 x 20 x 33	900 x 500 x 834	C3-203633CO	1,508
Open mixed module	<i>2 pigeonholes. Open storage space. 2 box drawers. File drawer with suspension bar. Lock. Pencil tray.</i>			
	36 x 20 x 33	900 x 500 x 834	C3-203633CC	1,376
Bookcase modules with doors	<i>Adjustable shelf. Specify T at the end of the code for translucent doors.</i>			
	36 x 20 x 33	900 x 500 x 834	C3-203633B	924
	36 x 20 x 33	900 x 500 x 834	C3-203633BT	1,404
Bookcase module	<i>2 pigeonholes. Adjustable shelf. A surface-return can be attached. 1 tone only.</i>			
	36 x 20 x 33	900 x 500 x 834	C3-BS203633	797
Lateral file module	<i>Pigeonhole. 2 file drawers with suspension bars. Lock.</i>			
	18 x 20 x 33	450 x 500 x 834	C3-201833FF	994
Mixed module	<i>Pigeonhole. 2 box drawers. 1 file drawer with suspension bar. Lock. Pencil tray.</i>			
	18 x 20 x 33	450 x 500 x 834	C3-201833UF	1,083
Bookcase modules with door	<i>Reversible door. Adjustable shelf. Specify T at the end of the code for translucent door.</i>			
	18 x 20 x 33	450 x 500 x 834	C3-201833B	765
	18 x 20 x 33	450 x 500 x 834	C3-201833BT	973
Bookcase module	<i>Pigeonhole. Adjustable shelf. A bridge-return can be attached. 1 tone only.</i>			
	18 x 20 x 33	450 x 500 x 834	C3-BS201833	655

	W x D x H (in)	W x D x H (mm)	Code	Price (\$)
COMPLEMENTARY FURNITURE				
Mobile pedestals	<i>2 box drawers. 1 file drawer with suspension bar. Brakes on front casters. Lock. Pencil tray. Fits under a work surface. 1 tone only.</i>			
	15 x 23 x 27 1/8	390 x 575 x 689	C3-MP1523UF	885
	15 x 18 x 27 1/8	390 x 450 x 689	C3-MP1518UF	830
Mobile pedestal	<i>2 file drawers with suspension bars. Brakes on front casters. Lock. Fits under a work surface. 1 tone only.</i>			
	15 x 23 x 27 1/8	390 x 575 x 689	C3-MP1523FF	748
Mobile pedestals	<i>1 box drawer, 1 file drawer with suspension bar. Brakes on front casters. Lock. Pencil tray. Fits under a work surface. 1 tone only.</i>			
	15 x 23 x 20 3/4	390 x 575 x 527	C3-MP1523F	732
	15 x 18 x 20 3/4	390 x 450 x 527	C3-MP1518F	705
Hanging combination pedestal	<i>1 box drawer and 1 file drawer with suspension bar. Pencil tray. Lock. Must be installed under a work surface. 1 tone only.</i>			
	15 x 18 x 19 1/4	388 x 448 x 489	C3-F	612
Conference table	<i>Cross base with anodized aluminum legs.</i>			
	42 x 42 x 29	1050 x 1050 x 735	C3-R42CR	787
Conference tables	<i>1" thick top. Laminate base with anodized aluminium legs.</i>			
	120 x 42 x 29	3000 x 1050 x 735	C3-REC42120	1,283
	96 x 42 x 29	2400 x 1050 x 735	C3-REC4296	961
	72 x 42 x 29	1800 x 1050 x 735	C3-REC4272	857
	120 x 48 x 29	3000 x 1200 x 735	C3-REC48120	1,394
	96 x 48 x 29	2400 x 1200 x 735	C3-REC4896	1,070

42" x 120" and 48" x 120":
packaged in 2 boxes.

SUGGESTIONS

C3-PLAN01



Plan shown in Concept 3 Flyer:

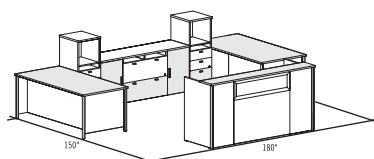
C3-PLAN01	\$6,250
1 C3-203649BT	
2 C3-203633LF	
1 C3-BS203633	
1 C3-RD3672	
1 LGC-TK8421M	

Cabinet with translucent doors (T).

Other option:

Cabinet with laminate doors.	\$5,617
------------------------------	----------------

C3-PLAN02



Plan shown in Concept 3 Flyer:

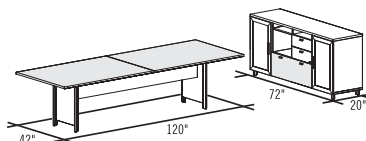
C3-PLAN02	\$8,162
2 C3-TD3672	
2 C3-201849UF	
1 C3-207233LFB	
1 C3-GS3084ST	

Cabinet with laminate doors.

Other option:

Cabinet with translucent doors (T).	\$8,670
-------------------------------------	----------------

C3-PLAN03



Plan shown in Concept 3 Flyer:

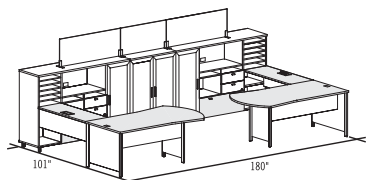
C3-PLAN03	\$3,841
1 C3-REC42120	
1 C3-207233CCBT	

Cabinet with translucent doors (T).

Other option:

Cabinet with laminate doors	\$3,370
-----------------------------	----------------

C3-PLAN04



Plan shown in Concept 3 Flyer:

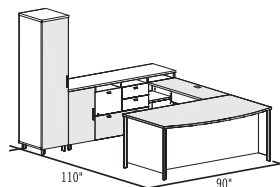
C3-PLAN04	\$10,943
2 C3-YTM3672	
2 C3-BR1848	
2 C3-207249CCST	
1 C3-203649BT	
3 C3-NN-SCT3618	

Cabinets with translucent doors (T).

Other option:

Cabinets with laminate doors	\$9,643
------------------------------	----------------

C3-PLAN05



Plan shown in Concept 3 Flyer:

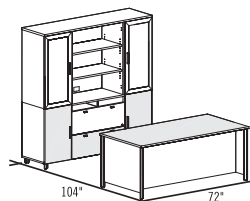
QSC3-PLAN05	\$4,643
1 QSC3-201873B	
1 QSC3-207233COS	
1 QSC3-BR1848	
1 QSC3-TD4272A	

Cabinets with laminate doors.

Other option:

Cabinets with translucent doors (T).	\$5,294
--------------------------------------	----------------

C3-PLAN06



Plan shown in Concept 3 Flyer:

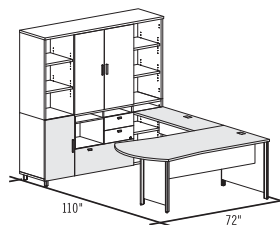
QSC3-PLAN06	\$5,617
1 QSC3-TD3672	
1 QSC3-207273LFBT	
1 QSC3-UF24	

Upper cabinet with translucent doors (T).

Other option:

Upper cabinet with laminate doors.	\$5,004
------------------------------------	----------------

C3-PLAN07



Not shown in Concept 3 Flyer:

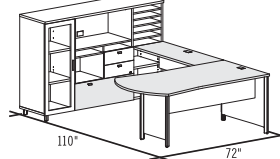
QSC3-PLAN07	\$4,676
1 QSC3-YTM3672	
1 QSC3-BR1848	
1 QSC3-207273CCS	

Upper cabinet with laminate doors.

Other option:

Upper cabinet with translucent doors (T).	\$5,283
---	----------------

C3-PLAN08



Not shown in Concept 3 Flyer:


QSC3-PLAN08	\$3,917
1 QSC3-YTM3672	
1 QSC3-BR1848	
1 QSC3-207249CCST	

Cabinet with translucent door (T).

Other option:

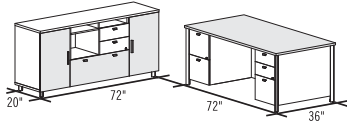
Cabinet with laminate door.	\$3,583
-----------------------------	----------------

2-TONE LAMINATE APPLICATION: SHADED AREA CORRESPONDS TO THE FIRST CODE TO BE SPECIFIED. SECOND LAMINATE CODE WILL BE APPLIED TO THE REST OF THE PRODUCT.

 = QUICKSHIP

SUGGESTIONS

C3-PLAN09



Not shown in Concept 3 Flyer:

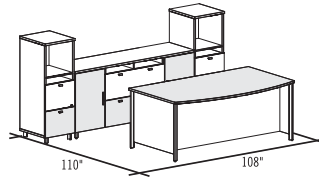
QSC3-PLAN09	\$4,408
1 QSC3-TD3672	
1 QSC3-207233CCB	
1 QSC3-UF24	
1 QSC3-FF24	

Cabinet with laminate doors.

Other option:

Cabinet with translucent doors (T)	\$4,879
------------------------------------	----------------

C3-PLAN12



Not shown in Concept 3 Flyer:

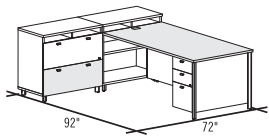
C3-PLAN12	\$6,692
1 C3-TD4272A	
1 C3-207233LFB	
2 C3-201849FF	
2 C3-UF24	

Cabinet with laminate doors.

Other option:

Cabinet with translucent doors (T).	\$7,201
-------------------------------------	----------------

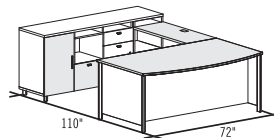
C3-PLAN10



Not shown in Concept 3 Flyer:

QSC3-PLAN10	\$3,578
1 QSC3-RD3672	
1 QSC3-BS203633	
1 QSC3-203633LF	
1 QSC3-UF24	

C3-PLAN13



Not shown in Concept 3 Flyer:

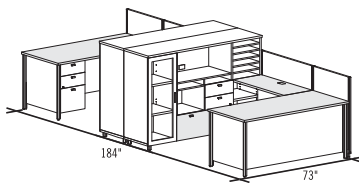
C3-PLAN13	\$3,944
1 C3-TD4272A	
1 C3-BR1848	
1 C3-207233CCS	
1 C3-UF24	

Cabinet with laminate doors.

Other option:

Cabinet with translucent doors (T).	\$4,196
-------------------------------------	----------------

C3-PLAN11



Not shown in Concept 3 Flyer:

QSC3-PLAN11	\$11,418
2 C3-TD3066	
2 C3-BR1842	
2 C3-207249CCST	
2 C3-UF24	
2 PNN_-SFLX4120_	
2 PNN_-SFLX4130_	
2 PNN_-SFLX4142_	
2 LGC-FPBP73	

Cabinets with translucent doors (T).


Other option:

Cabinets with laminate doors.	\$10,752
-------------------------------	-----------------

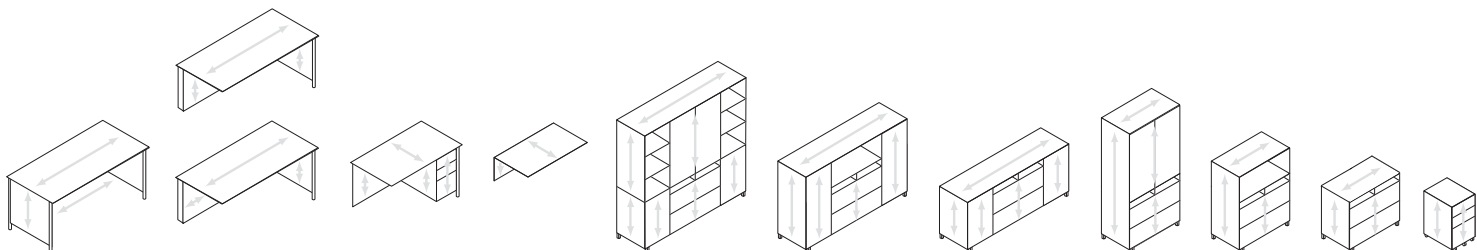
READY TO SHIP IN 5 DAYS!

Several suggested layouts, components and accessories identified by this pictogram are part of the **Lacasse quick delivery program**.


Please refer to page 3 for complete program details.



TYPICAL WOOD GRAIN DIRECTION FOR CONCEPT 3:



2-TONE LAMINATE APPLICATION: SHADED AREA CORRESPONDS TO THE FIRST CODE TO BE SPECIFIED. SECOND LAMINATE CODE WILL BE APPLIED TO THE REST OF THE PRODUCT.

 = QUICKSHIP


USA - JANUARY 2017

CONCEPT 70

EDGEBOARDING

Furniture with 1½" (38 mm) thick tops.


N Edge



Smooth, 1/8" (3 mm) thick edge.

The N edge is matched with the finish specified for the surface.


Textured 1 Edge



Textured, 5/32" (4 mm) thick edge.

The textured 1 and 2 edges are available (and in matching color) ONLY when a wood grain finish is specified for the surface.

Textured 2 Edge



HANDLES

A choice of two metal handles offered in three colors.



DA Anthracite Grey



DB Brass



DN Nickel



KA Anthracite Grey



KB Brass



KN Nickel

CODIFICATION

Series	Options		
	Edgebanding	Handles	Accent color
7	N Smooth edge 1 Textured 1 edge 2 Textured 2 edge	D Straight K Classic	A Anthracite Grey B Brass N Nickel

READY TO SHIP IN 5 DAYS!

Several suggested layouts, components and accessories identified by this pictogram are part of the **Lacasse quick delivery program**.

Please refer to page 3 for complete program details.



	W x D x H (in)	W x D x H (mm)	Code	Price (\$)
	Double pedestal desks 2 pedestals with locks, 2 box drawers and 2 file drawers with suspension bars. Pencil tray. Recessed, full-height modesty panel.			
	84 x 36 x 29½	2100 x 900 x 748	7___-F3684F	1,743
	72 x 36 x 29½	1800 x 900 x 748	7___-F3672F	1,634
	72 x 30 x 29½	1800 x 750 x 748	7___-F3072F	1,579
	66 x 30 x 29½	1650 x 750 x 748	7___-F3066F	1,530
	60 x 30 x 29½	1500 x 750 x 748	7___-F3060F	1,480

Specify the edge (N, 1, 2). Specify the handle code (D, K). Specify the accent color (A, B, N).

	W x D x H (in)	W x D x H (mm)	Code	Price (\$)
	Double pedestal bow front desks 2 pedestals with locks, 2 box drawers and 2 file drawers with suspension bars. Pencil tray. Recessed, full-height modesty panel.			
	84 x 42 x 29½	2100 x 1050 x 748	7___-F4284FA	2,027
	72 x 42 x 29½	1800 x 1050 x 748	7___-F4272FA	1,857

Specify the edge (N, 1, 2). Specify the handle code (D, K). Specify the accent color (A, B, N).

	W x D x H (in)	W x D x H (mm)	Code	Price (\$)
	Left single pedestal desks 1 pedestal on left with lock, 1 box drawer and 1 file drawer with suspension bar. Pencil tray. Recessed, full-height modesty panel.			
	84 x 36 x 29½	2100 x 900 x 748	7___-F3684S	1,410
	72 x 36 x 29½	1800 x 900 x 748	7___-F3672S	1,295
	72 x 30 x 29½	1800 x 750 x 748	7___-F3072S	1,246
	66 x 30 x 29½	1650 x 750 x 748	7___-F3066S	1,192
	60 x 30 x 29½	1500 x 750 x 748	7___-F3060S	1,142
	48 x 30 x 29½	1200 x 750 x 748	7___-F3048S	1,070

Specify the edge (N, 1, 2). Specify the handle code (D, K). Specify the accent color (A, B, N).

	W x D x H (in)	W x D x H (mm)	Code	Price (\$)
	Right single pedestal desks 1 pedestal on right with lock, 1 box drawer and 1 file drawer with suspension bar. Pencil tray. Recessed, full-height modesty panel.			
	84 x 36 x 29½	2100 x 900 x 748	7___-S3684F	1,410
	72 x 36 x 29½	1800 x 900 x 748	7___-S3672F	1,295
	72 x 30 x 29½	1800 x 750 x 748	7___-S3072F	1,246
	66 x 30 x 29½	1650 x 750 x 748	7___-S3066F	1,192
	60 x 30 x 29½	1500 x 750 x 748	7___-S3060F	1,142
	48 x 30 x 29½	1200 x 750 x 748	7___-S3048F	1,070

Specify the edge (N, 1, 2). Specify the handle code (D, K). Specify the accent color (A, B, N).

	W x D x H (in)	W x D x H (mm)	Code	Price (\$)
	Left single pedestal bow front desks 1 pedestal on left with lock, 1 box drawer and 1 file drawer with suspension bar. Pencil tray. Recessed, full-height modesty panel.			
	84 x 42 x 29½	2100 x 1050 x 748	7___-F4284SA	1,743
	72 x 42 x 29½	1800 x 1050 x 748	7___-F4272SA	1,634

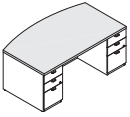

Specify the edge (N, 1, 2). Specify the handle code (D, K). Specify the accent color (A, B, N).

	W x D x H (in)	W x D x H (mm)	Code	Price (\$)
	Right single pedestal bow front desks 1 pedestal on right with lock, 1 box drawer and 1 file drawer with suspension bar. Pencil tray. Recessed, full-height modesty panel.			
	84 x 42 x 29½	2100 x 1050 x 748	7___-S4284FA	1,743
	72 x 42 x 29½	1800 x 1050 x 748	7___-S4272FA	1,634

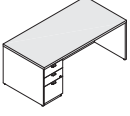




Specify the edge (N, 1, 2). Specify the handle code (D, K). Specify the accent color (A, B, N).

	W x D x H (in)	W x D x H (mm)	Code	Price (\$)
	Double pedestal desks - low profile 2 pedestals with locks, 4 box drawers and 2 file drawers with suspension bars. Pencil tray. Recessed, full-height modesty panel.			
	84 x 36 x 29½	2100 x 900 x 748	7___-UF3684UF	2,082
	72 x 36 x 29½	1800 x 900 x 748	7___-UF3672UF	1,972
	72 x 30 x 29½	1800 x 750 x 748	7___-UF3072UF	1,918
	66 x 30 x 29½	1650 x 750 x 748	7___-UF3066UF	1,868
	60 x 30 x 29½	1500 x 750 x 748	7___-UF3060UF	1,820

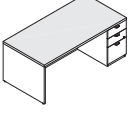




Specify the edge (N, 1, 2). Specify the handle code (D, K). Specify the accent color (A, B, N).

	W x D x H (in)	W x D x H (mm)	Code	Price (\$)
Double pedestal bow front desks – low profile 	2 pedestals with locks, 4 box drawers and 2 file drawers with suspension bars. Pencil tray. Recessed, full-height modesty panel.			
	84 x 42 x 29½	2100 x 1050 x 748	7___-UF4284UFA	2,332
	72 x 42 x 29½	1800 x 1050 x 748	7___-UF4272UFA 	2,223

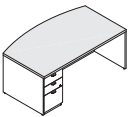

Specify the edge (N, 1, 2). Specify the handle code (D, K). Specify the accent color (A, B, N).

	W x D x H (in)	W x D x H (mm)	Code	Price (\$)
Left single pedestal desks – low profile 	1 pedestal on left with lock, 2 box drawers and 1 file drawer with suspension bar. Pencil tray. Recessed, full-height modesty panel.			
	84 x 36 x 29½	2100 x 900 x 748	7___-UF3684S	1,574
	72 x 36 x 29½	1800 x 900 x 748	7___-UF3672S 	1,465
	72 x 30 x 29½	1800 x 750 x 748	7___-UF3072S 	1,415
	66 x 30 x 29½	1650 x 750 x 748	7___-UF3066S 	1,361
	60 x 30 x 29½	1500 x 750 x 748	7___-UF3060S 	1,311
	48 x 30 x 29½	1200 x 750 x 748	7___-UF3048S	1,240

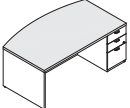

Specify the edge (N, 1, 2). Specify the handle code (D, K). Specify the accent color (A, B, N).

	W x D x H (in)	W x D x H (mm)	Code	Price (\$)
Right single pedestal desks – low profile 	1 pedestal on right with lock, 2 box drawers and 1 file drawer with suspension bar. Pencil tray. Recessed, full-height modesty panel.			
	84 x 36 x 29½	2100 x 900 x 748	7___-S3684UF	1,574
	72 x 36 x 29½	1800 x 900 x 748	7___-S3672UF 	1,465
	72 x 30 x 29½	1800 x 750 x 748	7___-S3072UF 	1,415
	66 x 30 x 29½	1650 x 750 x 748	7___-S3066UF 	1,361
	60 x 30 x 29½	1500 x 750 x 748	7___-S3060UF 	1,311
	48 x 30 x 29½	1200 x 750 x 748	7___-S3048UF	1,240

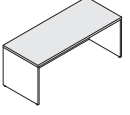
Specify the edge (N, 1, 2). Specify the handle code (D, K). Specify the accent color (A, B, N).

	W x D x H (in)	W x D x H (mm)	Code	Price (\$)
Left single pedestal bow front desks – low profile 	1 pedestal on left with lock, 2 box drawers and 1 file drawer with suspension bar. Pencil tray. Recessed, full-height modesty panel.			
	84 x 42 x 29½	2100 x 1050 x 748	7___-UF4284SA	1,912
	72 x 42 x 29½	1800 x 1050 x 748	7___-UF4272SA 	1,803

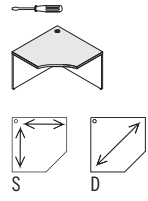
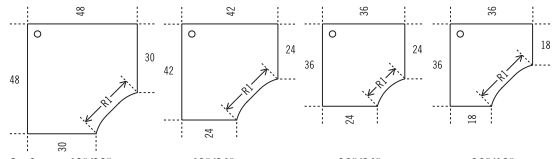

Specify the edge (N, 1, 2). Specify the handle code (D, K). Specify the accent color (A, B, N).

	W x D x H (in)	W x D x H (mm)	Code	Price (\$)
Right single pedestal bow front desks – low profile 	1 pedestal on right with lock, 2 box drawers and 1 file drawer with suspension bar. Pencil tray. Recessed, full-height modesty panel.			
	84 x 42 x 29½	2100 x 1050 x 748	7___-S4284UFA	1,912
	72 x 42 x 29½	1800 x 1050 x 748	7___-S4272UFA 	1,803

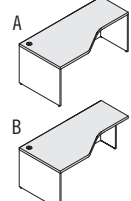
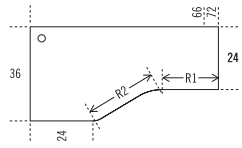

Specify the edge (N, 1, 2). Specify the handle code (D, K). Specify the accent color (A, B, N).

	W x D x H (in)	W x D x H (mm)	Code	Price (\$)
Desk shells 	Recessed, full-height modesty panel. Can accommodate 1 or 2 pedestals.			
	72 x 36 x 29½	1800 x 900 x 748	7_NN-TDM3672	874
	72 x 30 x 29½	1800 x 750 x 748	7_NN-TDM3072	836
	66 x 30 x 29½	1650 x 750 x 748	7_NN-TDM3066	802
	60 x 30 x 29½	1500 x 750 x 748	7_NN-TDM3060	770

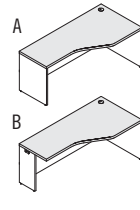
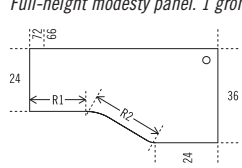

Specify the edge (N, 1, 2).

	W x D x H (in)	W x D x H (mm)	Code	Price (\$)	
Corner modules 	Full-height modesty panel. 1 grommet. Must be attached to a work surface.				
					
	Surface	48°/30°	42°/24°	36°/24°	36°/18°
	R1	25½" (637 mm)	25½" (637 mm)	16½" (424 mm)	25½" (637 mm)
	48 x 48 x 29½	1200 x 1200 x 748	7_NN-CM4830S	984	
	42 x 42 x 29½	1050 x 1050 x 748	7_NN-CM4224S 	891	
	36 x 36 x 29½	900 x 900 x 748	7_NN-CM3624S	765	
	36 x 36 x 29½	900 x 900 x 748	7_NN-CM3618S	765	

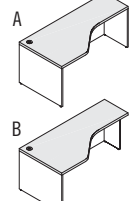
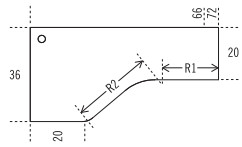
Specify the edge (N, 1, 2).
Diagonal wood grain: change S to D, add 10% to the price.

	W x D x H (in)	W x D x H (mm)	Code	Price (\$)
Right extended corner modules – 24" D 	Full-height modesty panel. 1 grommet.			
				
Surface	72°/36°	21½" (573 mm)	R1	21½" (573 mm)
	66°/36°	15¼" (387 mm)	R2	28½" (727 mm)
	72 x 36 x 29½	1800 x 900 x 748	7_NN-CM367224_ 	1,083
	66 x 36 x 29½	1650 x 900 x 748	7_NN-CM366624_	1,016

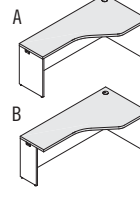
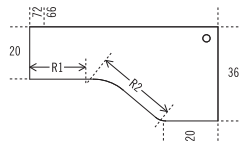
Specify the edge (N, 1, 2). Specify panel legs (A, B).

	W x D x H (in)	W x D x H (mm)	Code	Price (\$)
Left extended corner modules – 24" D 	Full-height modesty panel. 1 grommet.			
				
Surface	72°/36°	21½" (573 mm)	R1	21½" (573 mm)
	66°/36°	15¼" (387 mm)	R2	28½" (727 mm)
	72 x 36 x 29½	1800 x 900 x 748	7_NN-CM723624_ 	1,083
	66 x 36 x 29½	1650 x 900 x 748	7_NN-CM663624_	1,016

Specify the edge (N, 1, 2). Specify panel legs (A, B).

	W x D x H (in)	W x D x H (mm)	Code	Price (\$)
Right extended corner modules – 20" D 	Full-height modesty panel. 1 grommet.			
				
Surface	72°/36°	23½" (608 mm)	R1	31½" (799 mm)
	66°/36°	18½" (459 mm)	R2	31½" (799 mm)
	72 x 36 x 29½	1800 x 900 x 748	7_NN-CM367220_	1,083
	66 x 36 x 29½	1650 x 900 x 748	7_NN-CM366620_	1,016

Specify the edge (N, 1, 2). Specify panel legs (A, B).

	W x D x H (in)	W x D x H (mm)	Code	Price (\$)
Left extended corner modules – 20" D 	Full-height modesty panel. 1 grommet.			
				
Surface	72°/36°	23½" (608 mm)	R1	31½" (799 mm)
	66°/36°	18½" (459 mm)	R2	31½" (799 mm)
	72 x 36 x 29½	1800 x 900 x 748	7_NN-CM723620_	1,083
	66 x 36 x 29½	1650 x 900 x 748	7_NN-CM663620_	1,016

Specify the edge (N, 1, 2). Specify panel legs (A, B).

Rectangular tables – 30" D

W x D x H (in)	W x D x H (mm)	Code	Price (\$)
<i>Full-height modesty panel. 1 grommet.</i>			
72 x 30 x 29½	1800 x 750 x 748	7_NN-DT3072_	815
66 x 30 x 29½	1650 x 750 x 748	7_NN-DT3066_	787
60 x 30 x 29½	1500 x 750 x 748	7_NN-DT3060_	759
54 x 30 x 29½	1350 x 750 x 748	7_NN-DT3054_	727
48 x 30 x 29½	1200 x 750 x 748	7_NN-DT3048_	678
42 x 30 x 29½	1050 x 750 x 748	7_NN-DT3042_	639
36 x 30 x 29½	900 x 750 x 748	7_NN-DT3036_	612
30 x 30 x 29½	750 x 750 x 748	7_NN-DT3030_	584
24 x 30 x 29½	600 x 750 x 748	7_NN-DT3024_	557

Specify the edge (N, 1, 2). Specify panel legs (A, B, C).

Rectangular tables – 24" D

W x D x H (in)	W x D x H (mm)	Code	Price (\$)
<i>Full-height modesty panel. 1 grommet.</i>			
72 x 24 x 29½	1800 x 600 x 748	7_NN-DT2472_	759
66 x 24 x 29½	1650 x 600 x 748	7_NN-DT2466_	727
60 x 24 x 29½	1500 x 600 x 748	7_NN-DT2460_	699
54 x 24 x 29½	1350 x 600 x 748	7_NN-DT2454_	678
48 x 24 x 29½	1200 x 600 x 748	7_NN-DT2448_	612
42 x 24 x 29½	1050 x 600 x 748	7_NN-DT2442_	584
36 x 24 x 29½	900 x 600 x 748	7_NN-DT2436_	557
30 x 24 x 29½	750 x 600 x 748	7_NN-DT2430_	524
24 x 24 x 29½	600 x 600 x 748	7_NN-DT2424_	496

Specify the edge (N, 1, 2). Specify panel legs (A, B, C).

Rectangular tables – 20" D

W x D x H (in)	W x D x H (mm)	Code	Price (\$)
<i>Full-height modesty panel. 1 grommet.</i>			
72 x 20 x 29½	1800 x 500 x 748	7_NN-DT2072_	765
66 x 20 x 29½	1650 x 500 x 748	7_NN-DT2066_	732
60 x 20 x 29½	1500 x 500 x 748	7_NN-DT2060_	699
54 x 20 x 29½	1350 x 500 x 748	7_NN-DT2054_	666
48 x 20 x 29½	1200 x 500 x 748	7_NN-DT2048_	628
42 x 20 x 29½	1050 x 500 x 748	7_NN-DT2042_	595
36 x 20 x 29½	900 x 500 x 748	7_NN-DT2036_	563
30 x 20 x 29½	750 x 500 x 748	7_NN-DT2030_	529
24 x 20 x 29½	600 x 500 x 748	7_NN-DT2024_	496

Specify the edge (N, 1, 2). Specify panel legs (A, B, C).

Asymmetrical tables – 30" D

W x D x H (in)	W x D x H (mm)	Code	Price (\$)
<i>To complete a standard corner module. Full-height modesty panel. 1 grommet.</i>			
54 x 30 x 29½	1350 x 750 x 748	7_NN-AT305424_	754
48 x 30 x 29½	1200 x 750 x 748	7_NN-AT304824_	699
42 x 30 x 29½	1050 x 750 x 748	7_NN-AT304224_	678
36 x 30 x 29½	900 x 750 x 748	7_NN-AT303624_	639
30 x 30 x 29½	750 x 750 x 748	7_NN-AT303024_	612

Specify the edge (N, 1, 2). Specify panel legs (B, C).

Asymmetrical tables – 30" D

W x D x H (in)	W x D x H (mm)	Code	Price (\$)
<i>To complete a standard corner module. Full-height modesty panel. 1 grommet.</i>			
54 x 30 x 29½	1350 x 750 x 748	7_NN-AT245430_	754
48 x 30 x 29½	1200 x 750 x 748	7_NN-AT244830_	699
42 x 30 x 29½	1050 x 750 x 748	7_NN-AT244230_	678
36 x 30 x 29½	900 x 750 x 748	7_NN-AT243630_	639
30 x 30 x 29½	750 x 750 x 748	7_NN-AT243030_	612

Specify the edge (N, 1, 2). Specify panel legs (B, C).

Asymmetrical tables – 24" D

W x D x H (in)	W x D x H (mm)	Code	Price (\$)
<i>To complete a standard corner module. Full-height modesty panel. 1 grommet.</i>			
54 x 24 x 29½	1350 x 600 x 748	7_NN-AT245418_	721
48 x 24 x 29½	1200 x 600 x 748	7_NN-AT244818_	678
42 x 24 x 29½	1050 x 600 x 748	7_NN-AT244218_	639
36 x 24 x 29½	900 x 600 x 748	7_NN-AT243618_	612
30 x 24 x 29½	750 x 600 x 748	7_NN-AT243018_	584

Specify the edge (N, 1, 2). Specify panel legs (B, C).

Asymmetrical tables – 24" D

W x D x H (in)	W x D x H (mm)	Code	Price (\$)
<i>To complete a standard corner module. Full-height modesty panel. 1 grommet.</i>			
54 x 24 x 29½	1350 x 600 x 748	7_NN-AT185424_	721
48 x 24 x 29½	1200 x 600 x 748	7_NN-AT184824_	678
42 x 24 x 29½	1050 x 600 x 748	7_NN-AT184224_	639
36 x 24 x 29½	900 x 600 x 748	7_NN-AT183624_	612
30 x 24 x 29½	750 x 600 x 748	7_NN-AT183024_	584

Specify the edge (N, 1, 2). Specify panel legs (B, C).

D-shaped surfaces

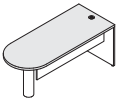
W x D x H (in)	W x D x H (mm)	Code	Price (\$)
<i>Steel leg: A Anthracite Grey. Must be attached to a work surface.</i>			
72 x 36 x 29½	1800 x 900 x 748	7_NA-BU3672	809
72 x 30 x 29½	1800 x 750 x 748	7_NA-BU3072	748
66 x 30 x 29½	1650 x 750 x 748	7_NA-BU3066	711
60 x 30 x 29½	1500 x 750 x 748	7_NA-BU3060	678
66 x 24 x 29½	1650 x 600 x 748	7_NA-BU2466	645
60 x 24 x 29½	1500 x 600 x 748	7_NA-BU2460	600
48 x 24 x 29½	1200 x 600 x 748	7_NA-BU2448	569

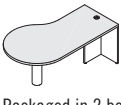
Specify the edge (N, 1, 2).


D-shaped work tables

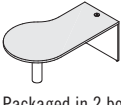
W x D x H (in)	W x D x H (mm)	Code	Price (\$)
<i>Steel leg: A Anthracite Grey. 1 grommet. Must be attached to a work surface.</i>			
72 x 36 x 29½	1800 x 900 x 748	7_NA-BT3672	929
72 x 30 x 29½	1800 x 750 x 748	7_NA-BT3072	891
66 x 30 x 29½	1650 x 750 x 748	7_NA-BT3066	857
60 x 30 x 29½	1500 x 750 x 748	7_NA-BT3060	815
66 x 24 x 29½	1650 x 600 x 748	7_NA-BT2466	792
60 x 24 x 29½	1500 x 600 x 748	7_NA-BT2460	759
48 x 24 x 29½	1200 x 600 x 748	7_NA-BT2448	727

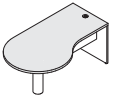
Specify the edge (N, 1, 2).

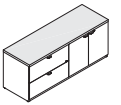
	W x D x H (in)	W x D x H (mm)	Code	Price (\$)
D-shaped work tables 	<i>Reversible modesty panel. Steel leg. A Anthracite Grey. 1 grommet. Must be attached to a work surface.</i>			
	72 x 36 x 29½	1800 x 900 x 748	7_NA-BTM3672	1,016
	72 x 30 x 29½	1800 x 750 x 748	7_NA-BTM3072	973
	66 x 30 x 29½	1650 x 750 x 748	7_NA-BTM3066	934
	60 x 30 x 29½	1500 x 750 x 748	7_NA-BTM3060	906
Packaged in 2 boxes. Steel leg options, change A to: B Brass, add \$218; N Nickel, add \$218.				

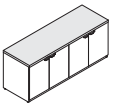
	W x D x H (in)	W x D x H (mm)	Code	Price (\$)
Left P-shaped work tables 	<i>Steel leg. A Anthracite Grey. 1 grommet. Must be attached to a work surface.</i>			
	72 x 42 x 29½	1800 x 1050 x 748	7_NA-PT3072	1,021
	66 x 42 x 29½	1650 x 1050 x 748	7_NA-PT3066	1,000
	60 x 42 x 29½	1500 x 1050 x 748	7_NA-PT3060	979
Packaged in 2 boxes. Steel leg options, change A to: B Brass, add \$218; N Nickel, add \$218.				


	W x D x H (in)	W x D x H (mm)	Code	Price (\$)
Right P-shaped work tables 	<i>Steel leg. A Anthracite Grey. 1 grommet. Must be attached to a work surface.</i>			
	72 x 42 x 29½	1800 x 1050 x 748	7_NA-3072PT	1,021
	66 x 42 x 29½	1650 x 1050 x 748	7_NA-3066PT	1,000
	60 x 42 x 29½	1500 x 1050 x 748	7_NA-3060PT	979
Packaged in 2 boxes. Steel leg options, change A to: B Brass, add \$218; N Nickel, add \$218.				


	W x D x H (in)	W x D x H (mm)	Code	Price (\$)
Left P-shaped work tables 	<i>Modesty panel. Steel leg. A Anthracite Grey. 1 grommet. Must be attached to a work surface.</i>			
	72 x 42 x 29½	1800 x 1050 x 748	7_NA-PTM3072	1,088
	66 x 42 x 29½	1650 x 1050 x 748	7_NA-PTM3066	1,065
	60 x 42 x 29½	1500 x 1050 x 748	7_NA-PTM3060	1,038
Packaged in 2 boxes. Steel leg options, change A to: B Brass, add \$218; N Nickel, add \$218.				

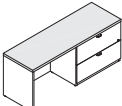
	W x D x H (in)	W x D x H (mm)	Code	Price (\$)
Right P-shaped work tables 	<i>Modesty panel. Steel leg. A Anthracite Grey. 1 grommet. Must be attached to a work surface.</i>			
	72 x 42 x 29½	1800 x 1050 x 748	7_NA-3072PTM	1,088
	66 x 42 x 29½	1650 x 1050 x 748	7_NA-3066PTM	1,065
	60 x 42 x 29½	1500 x 1050 x 748	7_NA-3060PTM	1,038
Packaged in 2 boxes. Steel leg options, change A to: B Brass, add \$218; N Nickel, add \$218.				

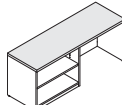
	W x D x H (in)	W x D x H (mm)	Code	Price (\$)
Lateral file / bookcase credenzas 	<i>2 file drawers with suspension bars. Bookcase unit with doors and adjustable shelf. Locks.</i>			
	72 x 24 x 29½	1800 x 600 x 748	7___-LF2472B	1,748
	72 x 20 x 29½	1800 x 500 x 748	7___-LF2072B	1,628
Specify the edge (N, 1, 2). Specify the handle code (D, K). Specify the accent color (A, B, N).				

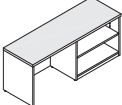
	W x D x H (in)	W x D x H (mm)	Code	Price (\$)
Bookcase credenzas 	<i>Storage unit with doors and adjustable shelves. Locks.</i>			
	72 x 24 x 29½	1800 x 600 x 748	7___-B2472B	1,589
	72 x 20 x 29½	1800 x 500 x 748	7___-B2072B	1,475
Specify the edge (N, 1, 2). Specify the handle code (D, K). Specify the accent color (A, B, N).				

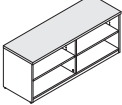
	W x D x H (in)	W x D x H (mm)	Code	Price (\$)
Lateral file credenzas 	<i>4 file drawers with suspension bars. Locks. Optional counterweights to meet BIFMA standards, refer to page 207.</i>			
	72 x 24 x 29½	1800 x 600 x 748	7___-LF2472LF	1,918
	72 x 20 x 29½	1800 x 500 x 748	7___-LF2072LF	1,808
Specify the edge (N, 1, 2). Specify the handle code (D, K). Specify the accent color (A, B, N).				

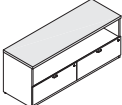
	W x D x H (in)	W x D x H (mm)	Code	Price (\$)
Left lateral file credenzas 	<i>2 file drawers on left with suspension bars. Lock. Grommet on back.</i>			
	72 x 24 x 29½	1800 x 600 x 748	7___-LF2472S	1,513
	66 x 24 x 29½	1650 x 600 x 748	7___-LF2466S	1,458
	60 x 24 x 29½	1500 x 600 x 748	7___-LF2460S	1,394
	72 x 20 x 29½	1800 x 500 x 748	7___-LF2072S	1,394
	66 x 20 x 29½	1650 x 500 x 748	7___-LF2066S	1,344
60 x 20 x 29½	1500 x 500 x 748	7___-LF2060S	1,306	
Specify the edge (N, 1, 2). Specify the handle code (D, K). Specify the accent color (A, B, N).				


	W x D x H (in)	W x D x H (mm)	Code	Price (\$)
Right lateral file credenzas 	<i>2 file drawers on right with suspension bars. Lock. Grommet on back.</i>			
	72 x 24 x 29½	1800 x 600 x 748	7___-S2472LF	1,513
	66 x 24 x 29½	1650 x 600 x 748	7___-S2466LF	1,458
	60 x 24 x 29½	1500 x 600 x 748	7___-S2460LF	1,394
	72 x 20 x 29½	1800 x 500 x 748	7___-S2072LF	1,394
	66 x 20 x 29½	1650 x 500 x 748	7___-S2066LF	1,344
60 x 20 x 29½	1500 x 500 x 748	7___-S2060LF	1,306	
Specify the edge (N, 1, 2). Specify the handle code (D, K). Specify the accent color (A, B, N).				


	W x D x H (in)	W x D x H (mm)	Code	Price (\$)
Left open bookcase credenzas 	<i>1 adjustable shelf. Full-height modesty panel. Grommet on back.</i>			
	72 x 24 x 29½	1800 x 600 x 748	7_NN-BE2472S	1,197
	72 x 20 x 29½	1800 x 500 x 748	7_NN-BE2072S	1,131
Specify the edge (N, 1, 2).				


	W x D x H (in)	W x D x H (mm)	Code	Price (\$)
Right open bookcase credenzas 	<i>1 adjustable shelf. Full-height modesty panel. Grommet on back.</i>			
	72 x 24 x 29½	1800 x 600 x 748	7_NN-S2472BE	1,197
	72 x 20 x 29½	1800 x 500 x 748	7_NN-S2072BE	1,131
Specify the edge (N, 1, 2).				

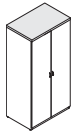
	W x D x H (in)	W x D x H (mm)	Code	Price (\$)
Open bookcase credenzas 	<i>1 adjustable shelf on each side.</i>			
	72 x 24 x 29½	1800 x 600 x 748	7_NN-BE2472BE	1,301
	72 x 20 x 29½	1800 x 500 x 748	7_NN-BE2072BE	1,240
Specify the edge (N, 1, 2).				

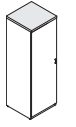
	W x D x H (in)	W x D x H (mm)	Code	Price (\$)
Lateral file credenzas 	<i>Open space on top and 2 lateral file drawers on bottom with suspension bars. Locks. Grommet on back. Optional counterweights to meet BIFMA standards, refer to page 207.</i>			
	72 x 24 x 29½	1800 x 600 x 748	7___-SLF2472	1,503
	72 x 20 x 29½	1800 x 500 x 748	7___-SLF2072	1,448
Specify the edge (N, 1, 2). Specify the handle code (D, K). Specify the accent color (A, B, N).				

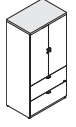



	W x D x H (in)	W x D x H (mm)	Code	Price (\$)
Modular combined pedestal 	<i>2 box drawers on left, 2 file drawers with suspension bars. Lock. Pencil tray. Goes under a work surface. 1 tone only.</i>			
	36 x 18 x 28	900 x 448 x 711	7N_-1836COL	1,120
Specify the handle code (D, K). Specify the accent color (A, B, N).				

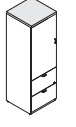


Modular combined pedestal 	<i>2 box drawers on right, 2 file drawers with suspension bars. Lock. Pencil tray. Goes under a work surface. 1 tone only.</i>			
	36 x 18 x 28	900 x 448 x 711	7N_-C01836L	1,120
Specify the handle code (D, K). Specify the accent color (A, B, N).				




Modular bookcases with doors 	<i>1 adjustable shelf. Lock. Goes under a work surface. 1 tone only.</i>			
	36 x 18 x 28	900 x 448 x 711	7N_-1836BL	787
	30 x 18 x 28	750 x 448 x 711	7N_-1830BL	743
Specify the handle code (D, K). Specify the accent color (A, B, N).				

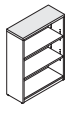


Storage or wardrobe units 	<i>3 adjustable shelves. 1 full-width fixed shelf. Full-width clothes hanger bar. 73" H storage unit matches the height of a credenza with a 44" H hutch. 65" H storage unit matches the height of a credenza with a 36" H hutch.</i>			
	36 x 24 x 73½	900 x 600 x 1847	7___-243673B	1,607
	36 x 20 x 73½	900 x 500 x 1847	7___-203673B	1,485
	36 x 24 x 65½	900 x 600 x 1648	7___-243665B	1,519
	36 x 20 x 65½	900 x 500 x 1648	7___-203665B	1,399
Specify the edge (N, 1, 2). Specify the handle code (D, K). Specify the accent color (A, B, N).				

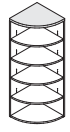
Storage or wardrobe units 	<i>Reversible door. 3 adjustable shelves. 1 full-width fixed shelf. Full-width clothes hanger bar. 73" H storage unit matches the height of a credenza with a 44" H hutch. 65" H storage unit matches the height of a credenza with a 36" H hutch.</i>			
	24 x 24 x 73½	600 x 600 x 1847	7___-242473B	1,224
	24 x 20 x 73½	600 x 500 x 1847	7___-202473B	1,164
	24 x 24 x 65½	600 x 600 x 1648	7___-242465B	1,164
	24 x 20 x 65½	600 x 500 x 1648	7___-202465B	1,109
Specify the edge (N, 1, 2). Specify the handle code (D, K). Specify the accent color (A, B, N).				


Storage units with lateral file 	<i>2 adjustable shelves. 2 lateral file drawers with suspension bars. Lock on drawer. 73" H storage matches the height of a credenza with a 44" H hutch. 65" H storage unit matches the height of a credenza with a 36" H hutch.</i>			
	36 x 24 x 73½	900 x 600 x 1847	7___-243673LFB 	1,950
	36 x 20 x 73½	900 x 500 x 1847	7___-203673LFB 	1,835
	36 x 24 x 65½	900 x 600 x 1648	7___-243665LFB	1,880
	36 x 20 x 65½	900 x 500 x 1648	7___-203665LFB 	1,765
Specify the edge (N, 1, 2). Specify the handle code (D, K). Specify the accent color (A, B, N).				




Storage units with lateral file 	<i>Reversible door. 2 adjustable shelves. 2 lateral file drawers with suspension bars. Lock. 73" H storage unit matches the height of a credenza with a 44" H hutch. 65" H storage unit matches the height of a credenza with a 36" H hutch.</i>			
	24 x 24 x 73½	600 x 600 x 1847	7___-242473FB	1,628
	24 x 20 x 73½	600 x 500 x 1847	7___-202473FB 	1,513
	24 x 24 x 65½	600 x 600 x 1648	7___-242465FB	1,563
	24 x 20 x 65½	600 x 500 x 1648	7___-202465FB 	1,448
Specify the edge (N, 1, 2). Specify the handle code (D, K). Specify the accent color (A, B, N).				



	W x D x H (in)	W x D x H (mm)	Code	Price (\$)
Open bookcases 	<i>4 adjustable shelves.</i>			
	36 x 14 x 73½	900 x 350 x 1847	7_NN-B367314 	906
	36 x 14 x 65½	900 x 350 x 1648	7_NN-B366514 	852
Specify the edge (N, 1, 2).				


	<i>2 adjustable shelves.</i>			
	36 x 14 x 48½	900 x 350 x 1226	7_NN-B364814 	759
	Specify the edge (N, 1, 2).			
<i>Additional shelf.</i>				
34 x 13 x 1	846 x 325 x 25	7NNN-TB3614.1E 	114	


Corner open bookcases 	<i>4 adjustable shelves.</i>			
	24 x 24 x 73½	600 x 600 x 1847	7_NN-B242473	989
	20 x 20 x 73½	500 x 500 x 1847	7_NN-B202073	929
	24 x 24 x 65½	600 x 600 x 1648	7_NN-B242465	929
	20 x 20 x 65½	500 x 500 x 1648	7_NN-B202065	880
Specify the edge (N, 1, 2).				


Corner open bookcases 	<i>1 adjustable shelf.</i>			
	24 x 24 x 29½	600 x 600 x 748	7_NN-B242429	639
	20 x 20 x 29½	500 x 500 x 748	7_NN-B202029	584
Specify the edge (N, 1, 2).				



Mobile pedestals 	<i>2 box drawers, 1 file drawer with suspension bar. Pencil tray. Brakes on front casters. Lock. Fits under a work surface. 1 tone only.</i>			
	15 x 23 x 27½	390 x 575 x 689	7N_-MP1523UF 	825
	15 x 18 x 27½	390 x 450 x 689	7N_-MP1518UF 	770
Specify the handle code (D, K). Specify the accent color (A, B, N).				



Mobile pedestal 	<i>2 file drawers with suspension bars. Brakes on front casters. Lock. Fits under a work surface. 1 tone only.</i>			
	15 x 23 x 27½	390 x 575 x 689	7N_-MP1523FF 	787
	Specify the handle code (D, K). Specify the accent color (A, B, N).			






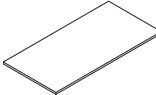
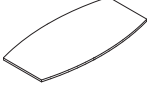






Mobile pedestals 	<i>1 box drawer and 1 file drawer with suspension bar. Pencil tray. Brakes on front casters. Lock. Fits under a work surface. 1 tone only.</i>			
	15 x 23 x 21¼	390 x 575 x 521	7N_-MP1523F	759
	15 x 18 x 21¼	390 x 450 x 521	7N_-MP1518F	732
Specify the handle code (D, K). Specify the accent color (A, B, N).				




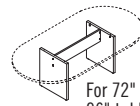






Modular pedestal 	<i>2 box drawers, 1 file drawer with suspension bar. Pencil tray. Lock. Must be installed under a work surface. 1 tone only.</i>			
	15 x 18 x 28	388 x 448 x 713	7N_-P1518UFL	716
	Specify the handle code (D, K). Specify the accent color (A, B, N).			









Modular pedestal 	<i>2 file drawers with suspension bars. Lock. Must be installed under a work surface. 1 tone only.</i>			
	15 x 18 x 28	388 x 448 x 713	7N_-P1518FFL	688
	Specify the handle code (D, K). Specify the accent color (A, B, N).			

Hanging pedestal 	<i>1 box drawer and 1 file drawer with suspension bar. Pencil tray. Lock. Must be installed under a work surface. 1 tone only.</i>			
	15 x 17½ x 19¼	388 x 448 x 489	7N_-F 	628
	Specify the handle code (D, K). Specify the accent color (A, B, N).			

Metal pedestal 	<i>2 box drawers, 1 file drawer with suspension bar. Pencil tray. Charcoal metal body and laminate drawer fronts. Lock. Must be installed under a work surface.</i>			
	15 x 22 x 28	372 x 540 x 698	7N_-PM1522UFL 	519
	Specify the handle code (D, K). Specify the accent color (A, B, N).			

	W x D x H (in)	W x D x H (mm)	Code	Price (\$)
Metal pedestal 	2 file drawers with suspension bars. Charcoal metal body and laminate drawer fronts. Lock. Must be installed under a work surface.			
	15 x 22 x 28	372 x 540 x 698	7N__-PM1522FFL 	496
	Specify the handle code (D, K). Specify the accent color (A, B, N).			
Hanging metal pedestal 	1 box drawer and 1 file drawer with suspension bar. Pencil tray. Lock. Charcoal metal body and laminate drawer fronts. Must be installed under a work surface.			
	15 x 22 x 19½	372 x 540 x 496	7N__-MF	475
	Specify the handle code (D, K). Specify the accent color (A, B, N).			
Round tops 	Conference tables.			
	36 x 36 x 1½	900 x 900 x 38	7_NN-R36	372
	42 x 42 x 1½	1050 x 1050 x 38	7_NN-R42 	496
	48 x 48 x 1½	1200 x 1200 x 38	7_NN-R48	541
	Specify the edge (N, 1, 2).			
Rectangular tops 	Conference tables.			
	72 x 36 x 1½	1800 x 900 x 38	7_NN-REC72	623
	96 x 48 x 1½	2400 x 1200 x 38	7_NN-REC96	880
	Specify the edge (N, 1, 2).			
Boat-shape tops 	Conference tables. 120" and 144" tops are in two pieces.			
	96 x 48 x 1½	2400 x 1200 x 38	7_NN-B96	961
	120 x 48 x 1½	3000 x 1200 x 38	7_NN-B120	1,192
	144 x 48 x 1½	3600 x 1200 x 38	7_NN-B144	1,257
	Specify the edge (N, 1, 2).			
144" to 120" : Packaged in 2 boxes.				
Racetrack tops 	Conference tables. 120" and 144" tops are in two pieces.			
	72 x 36 x 1½	1800 x 900 x 38	7_NN-RT72 	711
	96 x 48 x 1½	2400 x 1200 x 38	7_NN-RT96 	961
	120 x 48 x 1½	3000 x 1200 x 38	7_NN-RT120	1,192
	144 x 48 x 1½	3600 x 1200 x 38	7_NN-RT144 	1,257
	Specify the edge (N, 1, 2).			
144" to 120" : Packaged in 2 boxes.				
Cross bases 	1½" thermofused laminate.			
	22 x 22 x 28	555 x 555 x 710	LGC-CR22	361
	27 x 27 x 28	680 x 680 x 710	LGC-CR27 	400
	33 x 33 x 28	825 x 825 x 710	LGC-CR33	454

	W x D x H (in)	W x D x H (mm)	Code	Price (\$)
V-bases 	1½" thermofused laminate.			
	16 x 16 x 28	400 x 400 x 710	LGC-2V14 	(pair) 524
Drum base 	18 x 18 x 28	460 x 460 x 710	LGC-DB19	847
Panel bases 	Panel bases and crosspieces packaged separately. For 72" and 96" tables.			
	43¾ x 24 x 28	1084 x 600 x 710	LGC-P30.7296 	420
	For 120" and 144" tables.			
	85 x 24 x 28	2126 x 600 x 710	LGC-P30.120144 	661
Cross base 	Metal. Specify the finish: GAN Anthracite Grey, BRA Brass (add \$208) or NIC Nickel (add \$208).			
	33 x 33 x 28	830 x 830 x 710	LGC-CH433	(each) 579
T-base 	Metal. Specify the finish: GAN Anthracite Grey, BRA Brass (add \$208) or NIC Nickel (add \$208).			
	30 x 4 x 28	760 x 105 x 710	LGC-CH233	(each) 448
Leg 	Metal. Specify the finish: GAN Anthracite Grey, BRA Brass (add \$208) or NIC Nickel (add \$208).			
	6 x 6 x 28	150 x 150 x 710	LGC-TL	(each) 268
Printer table 	1 height adjustable sliding shelf. Grommet on back.			
	30 x 24 x 29½	750 x 600 x 748	7_NN-2430PS	754
	Specify the edge (N, 1, 2).			

BASE OPTIONS / QUANTITY											
	Top Lengths	LGC-CR22	LGC-CR27 	LGC-CR33	LGC-2V14 	LGC-DB19 	LGC-P30.7296 	LGC-P30.120144 	LGC-CH433 	LGC-CH233 	LGC-TL* 
36" DEPTH	36"	1				1			1		4
	72"	2			1	2	1		2	2	4
42" DEPTH	42"		1						1		4
48" DEPTH	48"			1					1		4
	96"			2	1	2	1		2	2	4
	120"			3	1+1 CR33	3		1	3	3	6
	144"			3	1+1 CR33	3		1	3	3	6

* Not compatible with round tops.

 = QUICKSHIP  = ASSEMBLY REQUIRED

	W x D x H (in)	W x D x H (mm)	Code	Price (\$)
Coffee table	22 x 22 x 18½	550 x 550 x 463	7_NN-ST222218	426



Specify the edge (N, 1, 2).

Magazine table	48 x 22 x 18½	1200 x 550 x 463	7_NN-ST224818	503
-----------------------	---------------	------------------	---------------	-----



Specify the edge (N, 1, 2).

Mobile serving carts	<i>1 sliding shelf, 1 box drawer. Pencil tray. 1 door. 1 shelf.</i>			
	20 x 21 x 36½	500 x 520 x 913	7___-MS212036	1,016



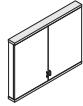
Specify the edge (N, 1, 2). Specify the handle code (D, K). Specify the accent color (A, B, N).



	<i>1 sliding shelf, 2 box drawers. Pencil tray. 2 doors. 2 shelves.</i>			
	36 x 21 x 36½	900 x 520 x 913	7___-MS213636	1,508

Specify the edge (N, 1, 2). Specify the handle code (D, K). Specify the accent color (A, B, N).

Marker board	<i>Non-magnetic surface for use with dry-erase markers. Eraser tray along bottom of board. Inside face of doors covered in natural cork. Hooks for paper pad. 180° hinges.</i>			
	54 x 5 x 41	1368 x 130 x 1043	7___-VBX4054	1,546



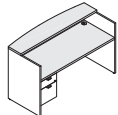
Specify the edge (N, 1, 2). Specify the handle code (D, K). Specify the accent color (A, B, N).

Lectern	<i>1 fixed shelf. 1 grommet. 4 casters, 2 with brakes.</i>			
	24 x 18 x 44½	600 x 450 x 1125	7_NN-LC181844	906



Specify the edge (N, 1, 2).

Right reception desks	<i>Desk with pedestal on left, 1 box drawer and 1 file drawer with suspension bar. Lock. Pencil tray. 2 grommets. Full-height modesty panel. Bow shaped transaction shelf.</i>			
	72 x 30 x 42½	1800 x 750 x 1075	7___-GF3072S	1,607



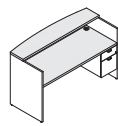
Specify the edge (N, 1, 2). Specify the handle code (D, K). Specify the accent color (A, B, N).



	<i>Right returns with pedestal on right, 1 box drawer and 1 file drawer with suspension bar. Lock. Pencil tray. 1 grommet. Full-height modesty panel.</i>			
	48 x 24 x 41	1200 x 600 x 1037	7___-GR2448F	1,075
	42 x 24 x 41	1050 x 600 x 1037	7___-GR2442F	1,055

Specify the edge (N, 1, 2). Specify the handle code (D, K). Specify the accent color (A, B, N).

	W x D x H (in)	W x D x H (mm)	Code	Price (\$)
Left reception desks	<i>Desk with pedestal on right, 1 box drawer and 1 file drawer with suspension bar. Lock. Pencil tray. 2 grommets. Full-height modesty panel. Bow shaped transaction shelf.</i>			
	72 x 30 x 42½	1800 x 750 x 1075	7___-GS3072F	1,607

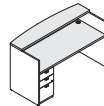


Specify the edge (N, 1, 2). Specify the handle code (D, K). Specify the accent color (A, B, N).

	<i>Left returns with pedestal on left, 1 box drawer and 1 file drawer with suspension bar. Lock. Pencil tray. 1 grommet. Full-height modesty panel.</i>			
	48 x 24 x 41	1200 x 600 x 1037	7___-GF2448R	1,075
	42 x 24 x 41	1050 x 600 x 1037	7___-GF2442R	1,055

Specify the edge (N, 1, 2). Specify the handle code (D, K). Specify the accent color (A, B, N).

Right reception desks – low profile	<i>Desk with pedestal on left, 2 box drawers and 1 file drawer with suspension bar. Lock. Pencil tray. 2 grommets. Full-height modesty panel. Bow shaped transaction shelf.</i>			
	72 x 30 x 42½	1800 x 750 x 1075	7___-GUF3072S	1,748

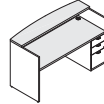


Specify the edge (N, 1, 2). Specify the handle code (D, K). Specify the accent color (A, B, N).

	<i>Right returns with pedestal on right, 2 box drawers and 1 file drawer with suspension bar. Lock. Pencil tray. 1 grommet. Full-height modesty panel.</i>			
	48 x 24 x 41	1200 x 600 x 1037	7___-GR2448UF	1,212
	42 x 24 x 41	1050 x 600 x 1037	7___-GR2442UF	1,192

Specify the edge (N, 1, 2). Specify the handle code (D, K). Specify the accent color (A, B, N).

Left reception desks – low profile	<i>Desk with pedestal on right, 2 box drawers and 1 file drawer with suspension bar. Lock. Pencil tray. 2 grommets. Full-height modesty panel. Bow shaped transaction shelf.</i>			
	72 x 30 x 42½	1800 x 750 x 1075	7___-GS3072UF	1,748



Specify the edge (N, 1, 2). Specify the handle code (D, K). Specify the accent color (A, B, N).

	<i>Left returns with pedestal on left, 2 box drawers and 1 file drawer with suspension bar. Lock. Pencil tray. 1 grommet. Full-height modesty panel.</i>			
	48 x 24 x 41	1200 x 600 x 1037	7___-GUF2448R	1,212
	42 x 24 x 41	1050 x 600 x 1037	7___-GUF2442R	1,192

Specify the edge (N, 1, 2). Specify the handle code (D, K). Specify the accent color (A, B, N).

Additional legs	<i>1 full width leg. For AT, DT and CM tables.</i>			
	30 x 1 x 27½	748 x 25 x 698	7NNN-L30	147
	24 x 1 x 27½	598 x 25 x 698	7NNN-L24	137
	20 x 1 x 27½	498 x 25 x 698	7NNN-L20	126

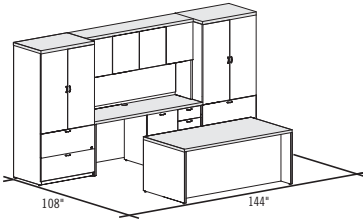


Additional legs	<i>1 recessed leg. For AT, DT and CM tables.</i>			
	13 x 1 x 27½	340 x 25 x 698	7NNN-L12	114



SUGGESTIONS

7 ___ -PLAN01



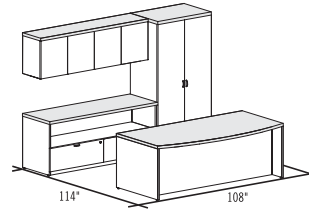
Plan shown in Concept 70 Flyer:

71KA-PLAN01 **\$8,567**

- 1 71KA-UF3672S
- 1 71NN-DT2472A
- 1 7NKA-CO1836L
- 1 71NN-E724416P
- 2 71KA-243673LFB

Textured edge (1), Anthracite Grey pull (KA).

7 ___ -PLAN06



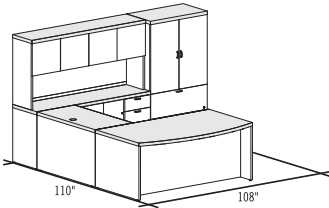
Plan shown in Concept 70 Flyer:

72DA-PLAN06 **\$6,260**

- 1 72DA-UF4284SA
- 1 72DA-SLF2472
- 1 72DA-243673B
- 1 72NN-EM722216P

Textured edge (2), Anthracite Grey pull (DA).

7 ___ -PLAN02



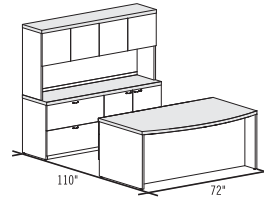
Plan shown in Concept 70 Flyer:

QS72DN-PLAN02 **\$6,141**

- 1 QS72DN-F4272SA
- 1 QS72NN-BR2448
- 1 QS72DN-S2072F
- 1 QS72NN-E723616P
- 1 QS72DN-203665LFB

Textured edge (2), Nickel pull (DN).

7 ___ -PLAN07

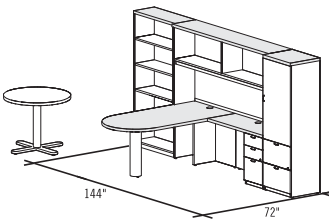


Not shown in Concept 70 Flyer:

QS7 ___ -PLAN07 **\$4,693**

- 1 QS7 ___ -F4272FA
- 1 QS7 ___ -LF2072B
- 1 QS7_NN-E723616P

7 ___ -PLAN03



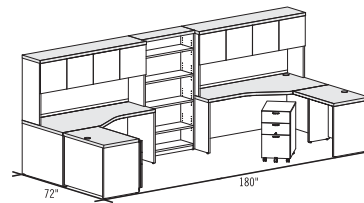
Plan shown in Concept 70 Flyer:

72KN-PLAN03 **\$6,982**

- 1 72NN-BT3672
- 1 72KN-R2048UF
- 1 72NN-E844416
- 1 72KN-202473FB
- 1 72NN-B367314
- 1 72NN-R36
- 1 LGC-CH433

Textured edge (2), Nickel pull (KN).

7 ___ -PLAN08

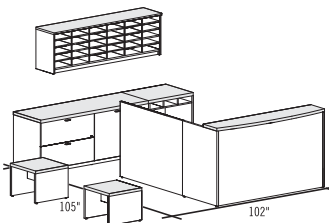


Not shown in Concept 70 Flyer:

QS7 ___ -PLAN08 **\$8,195**

- 1 QS7_NN-CM367224B
- 1 QS7_NN-CM723624B
- 2 QS7_NN-DT2436B
- 2 QS7_NN-E723616P
- 1 QS7_NN-B366514
- 2 QS7 ___ -MP1523UF

7 ___ -PLAN04



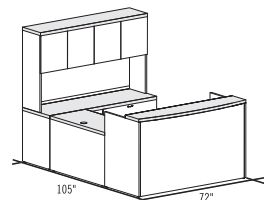
Plan shown in Concept 70 Flyer:

71DN-PLAN04 **\$8,386**

- 1 71DN-GS3072UF
- 1 71DN-GR2448UF
- 1 71NN-2430PS
- 1 71DN-LF2472B
- 1 M1NNN-EMDV7222
- 2 71NN-ST222218

Textured edge (1), Nickel pull (DN).

7 ___ -PLAN09

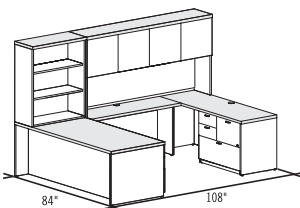


Not shown in Concept 70 Flyer:

QS7 ___ -PLAN09 **\$4,863**

- 1 QS7 ___ -GF3072S
- 1 QS7_NN-BR2448
- 1 QS7 ___ -S2472LF
- 1 QS7_NN-E724416P

7 ___ -PLAN05



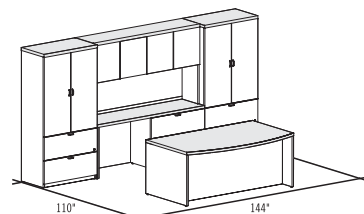
Plan shown in Concept 70 Flyer:

72DB-PLAN05 **\$6,255**

- 1 72DB-UF3684S
- 1 72NN-DT2060C
- 1 72NN-E844416P
- 1 M52NN-EB364416
- 1 72NN-DT2472A
- 1 7NDB-1836COL

Textured edge (2), Brass pull (DB).

7 ___ -PLAN10



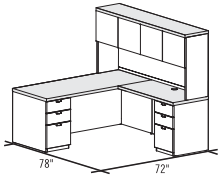
Not shown in Concept 70 Flyer:

QS7 ___ -PLAN10 **\$8,021**

- 1 QS7 ___ -F4272SA
- 1 QS7 ___ -S2072LF
- 1 QS7_NN-E724416P
- 2 QS7 ___ -203673LFB

SUGGESTIONS

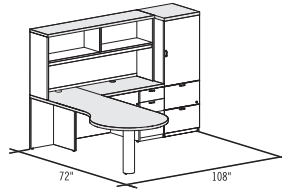
7___-PLAN11



Not shown in Concept 70 Flyer:

QS7___-PLAN11	\$3,770
1 QS7___-UF3072S	
1 QS7___-R2448UF	
1 QS7_NN-E783616P	

7___-PLAN13

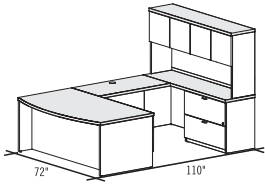


Not shown in Concept 70 Flyer:

7___-PLAN13	\$4,435
1 7_NA-PT3072	
1 7___-R2442F	
1 7_NN-E723616	
1 7___-242465FB	

Steel leg options: Change (A) to:
(B) Brass, add \$208; (N) Nickel, add \$208.

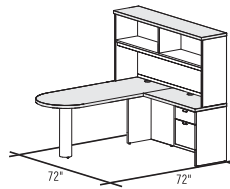
7___-PLAN12



Not shown in Concept 70 Flyer:

QS7___-PLAN12	\$4,655
1 QS7___-F4272SA	
1 QS7_NN-BR2448	
1 QS7___-S2072LF	
1 QS7_NN-E723616P	

7___-PLAN14



Not shown in Concept 70 Flyer:

7___-PLAN14	\$2,742
1 7_NA-BT3072	
1 7___-R2442F	
1 7_NN-E723616	

Steel leg options: Change (A) to:
(B) Brass, add \$218; (N) Nickel, add \$218.

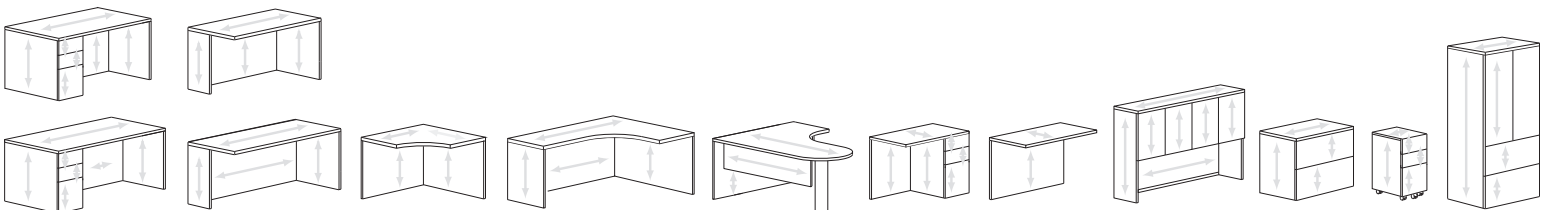
READY TO SHIP IN 5 DAYS!

Several suggested layouts, components and accessories identified by this pictogram are part of the **Lacasse quick delivery program**.

Please refer to page 3 for complete program details.



TYPICAL WOOD GRAIN DIRECTION FOR CONCEPT 70:




CONCEPT 400E

EDGEBANDING

Furniture with 1" (25 mm) thick tops.

N Edge



Smooth, 1/8" (3 mm) thick edge.

The **N** edge is **matched with the finish specified for the surface.**

HANDLES

Choices of straight pulls in thermoplastic polymer or metal available.



L – Black Linear



X – Stainless Steel



Y – Aluminum



N – Non applicable
Linear pull
on the interior side

CODIFICATION

Series	Options		
	Thickness	Handles	Accent color
4	1 Thermofused laminate 1"	L Black Linear X Stainless Steel Y Aluminum	N/A

READY TO SHIP IN 5 DAYS!

Several suggested layouts, components and accessories identified by this pictogram are part of the **Lacasse quick delivery program.**

Please refer to page 3 for complete program details.



	W x D x H (in)	W x D x H (mm)	Code	Price (\$)
Double pedestal desks <i>2 pedestals with locks, 2 box drawers and 2 file drawers with suspension bars. Pencil tray. Recessed, full-height modesty panel.</i>	72 x 36 x 29	1800 x 900 x 735	41_N-F3672F	1,366
	72 x 30 x 29	1800 x 750 x 735	41_N-F3072F	1,316
	66 x 30 x 29	1650 x 750 x 735	41_N-F3066F	1,267
	60 x 30 x 29	1500 x 750 x 735	41_N-F3060F	1,212

Specify the handle code (X, Y, N).

	W x D x H (in)	W x D x H (mm)	Code	Price (\$)
Double pedestal bow front desk <i>2 pedestals with locks, 2 box drawers and 2 file drawers with suspension bars. Pencil tray. Recessed, full-height modesty panel.</i>	72 x 42 x 29	1800 x 1050 x 735	41_N-F4272FA	1,612

Specify the handle code (X, Y, N).

	W x D x H (in)	W x D x H (mm)	Code	Price (\$)
Left single pedestal desks <i>1 pedestal on left with lock, 1 box drawer and 1 file drawer with suspension bar. Pencil tray. Recessed, full-height modesty panel.</i>	72 x 36 x 29	1800 x 900 x 735	41_N-F3672S	1,098
	72 x 30 x 29	1800 x 750 x 735	41_N-F3072S	1,049
	66 x 30 x 29	1650 x 750 x 735	41_N-F3066S	994
	60 x 30 x 29	1500 x 750 x 735	41_N-F3060S	946
	48 x 30 x 29	1200 x 750 x 735	41_N-F3048S	874

Specify the handle code (X, Y, N).

	W x D x H (in)	W x D x H (mm)	Code	Price (\$)
Right single pedestal desks <i>1 pedestal on right with lock, 1 box drawer and 1 file drawer with suspension bar. Pencil tray. Recessed, full-height modesty panel.</i>	72 x 36 x 29	1800 x 900 x 735	41_N-S3672F	1,098
	72 x 30 x 29	1800 x 750 x 735	41_N-S3072F	1,049
	66 x 30 x 29	1650 x 750 x 735	41_N-S3066F	994
	60 x 30 x 29	1500 x 750 x 735	41_N-S3060F	946
	48 x 30 x 29	1200 x 750 x 735	41_N-S3048F	874

Specify the handle code (X, Y, N).

	W x D x H (in)	W x D x H (mm)	Code	Price (\$)
Left single pedestal bow front desk <i>1 pedestal on left with lock, 1 box drawer and 1 file drawer with suspension bar. Pencil tray. Recessed, full-height modesty panel.</i>	72 x 42 x 29	1800 x 1050 x 735	41_N-F4272SA	1,344

Specify the handle code (X, Y, N).

	W x D x H (in)	W x D x H (mm)	Code	Price (\$)
Right single pedestal bow front desk <i>1 pedestal on right with lock, 1 box drawer and 1 file drawer with suspension bar. Pencil tray. Recessed, full-height modesty panel.</i>	72 x 42 x 29	1800 x 1050 x 735	41_N-S4272FA	1,344

Specify the handle code (X, Y, N).

	W x D x H (in)	W x D x H (mm)	Code	Price (\$)
Desk shells <i>Recessed, full-height modesty panel. Can accommodate 1 or 2 pedestals.</i>	72 x 36 x 29	1800 x 900 x 735	41NN-TDM3672	727
	72 x 30 x 29	1800 x 750 x 735	41NN-TDM3072	699
	66 x 30 x 29	1650 x 750 x 735	41NN-TDM3066	673
	60 x 30 x 29	1500 x 750 x 735	41NN-TDM3060	639

Corner modules
Full-height modesty panel. Grommet. Must be attached to another surface.

Surface	48"/30"	42"/24"	36"/24"	36"/18"
R1	25 1/8" (637 mm)	25 1/8" (637 mm)	16 1/8" (424 mm)	25 1/8" (637 mm)
48 x 48 x 29	1200 x 1200 x 735	41NN-CM4830S	802	
42 x 42 x 29	1050 x 1050 x 735	41NN-CM4224S	711	
36 x 36 x 29	900 x 900 x 735	41NN-CM3624S	639	
36 x 36 x 29	900 x 900 x 735	41NN-CM3618S	639	

Diagonal wood grain: change S to D, add 10% to the price.

Right extended corner modules – 24" D

1 grommet.

W x D x H (in)	W x D x H (mm)	Code	Price (\$)
72 x 36 x 29	1800 x 900 x 735	41NN-CM367224_	956
66 x 36 x 29	1650 x 900 x 735	41NN-CM366624_	896

Specify panel legs (A, B).

Left extended corner modules – 24" D

1 grommet.

W x D x H (in)	W x D x H (mm)	Code	Price (\$)
72 x 36 x 29	1800 x 900 x 735	41NN-CM723624_	956
66 x 36 x 29	1650 x 900 x 735	41NN-CM663624_	896

Specify panel legs (A, B).

Right extended corner modules – 20" D

1 grommet.

W x D x H (in)	W x D x H (mm)	Code	Price (\$)
72 x 36 x 29	1800 x 900 x 735	41NN-CM367220_	956
66 x 36 x 29	1650 x 900 x 735	41NN-CM366620_	896

Specify panel legs (A, B).

Left extended corner modules – 20" D

1 grommet.

W x D x H (in)	W x D x H (mm)	Code	Price (\$)
72 x 36 x 29	1800 x 900 x 735	41NN-CM723620_	956
66 x 36 x 29	1650 x 900 x 735	41NN-CM663620_	896

Specify panel legs (A, B).

Rectangular tables – 30" D

Full-height modesty panel. 1 grommet.

W x D x H (in)	W x D x H (mm)	Code	Price (\$)
72 x 30 x 29	1800 x 750 x 735	41NN-DT3072_	683
66 x 30 x 29	1650 x 750 x 735	41NN-DT3066_	650
60 x 30 x 29	1500 x 750 x 735	41NN-DT3060_	623
54 x 30 x 29	1350 x 750 x 735	41NN-DT3054_	595
48 x 30 x 29	1200 x 750 x 735	41NN-DT3048_	569
42 x 30 x 29	1050 x 750 x 735	41NN-DT3042_	541
36 x 30 x 29	900 x 750 x 735	41NN-DT3036_	514
30 x 30 x 29	750 x 750 x 735	41NN-DT3030_	486
24 x 30 x 29	600 x 750 x 735	41NN-DT3024_	454

Specify panel legs (A, B, C).

Rectangular tables – 24" D

Full-height modesty panel. 1 grommet.

W x D x H (in)	W x D x H (mm)	Code	Price (\$)
72 x 24 x 29	1800 x 600 x 735	41NN-DT2472_	661
66 x 24 x 29	1650 x 600 x 735	41NN-DT2466_	628
60 x 24 x 29	1500 x 600 x 735	41NN-DT2460_	600
54 x 24 x 29	1350 x 600 x 735	41NN-DT2454_	574
48 x 24 x 29	1200 x 600 x 735	41NN-DT2448_	546
42 x 24 x 29	1050 x 600 x 735	41NN-DT2442_	519
36 x 24 x 29	900 x 600 x 735	41NN-DT2436_	491
30 x 24 x 29	750 x 600 x 735	41NN-DT2430_	459
24 x 24 x 29	600 x 600 x 735	41NN-DT2424_	432

Specify panel legs (A, B, C).

Rectangular tables – 20" D

Full-height modesty panel. 1 grommet.

W x D x H (in)	W x D x H (mm)	Code	Price (\$)
72 x 20 x 29	1800 x 500 x 735	41NN-DT2072_	633
66 x 20 x 29	1650 x 500 x 735	41NN-DT2066_	607
60 x 20 x 29	1500 x 500 x 735	41NN-DT2060_	579
54 x 20 x 29	1350 x 500 x 735	41NN-DT2054_	552
48 x 20 x 29	1200 x 500 x 735	41NN-DT2048_	524
42 x 20 x 29	1050 x 500 x 735	41NN-DT2042_	496
36 x 20 x 29	900 x 500 x 735	41NN-DT2036_	465
30 x 20 x 29	750 x 500 x 735	41NN-DT2030_	437
24 x 20 x 29	600 x 500 x 735	41NN-DT2024_	410

Specify panel legs (A, B, C).

Asymmetrical tables – 30" D

Full-height modesty panel. 1 grommet.

Surface	R1	Code	Price (\$)
54"/30"	39 1/16" (992 mm)	41NN-AT305424_	628
48"/30"	33 3/16" (843 mm)	41NN-AT304824_	600
42"/30"	27 1/4" (692 mm)	41NN-AT304224_	574
36"/30"	21 1/8" (543 mm)	41NN-AT303624_	546
30"/30"	15 1/2" (394 mm)	41NN-AT303024_	519

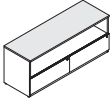
Specify panel legs (B, C).

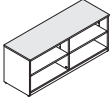
Asymmetrical tables – 30" D

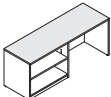
Full-height modesty panel. 1 grommet.

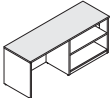
Surface	R1	Code	Price (\$)
54"/30"	39 1/16" (992 mm)	41NN-AT245430_	628
48"/30"	33 3/16" (843 mm)	41NN-AT244830_	600
42"/30"	27 1/4" (692 mm)	41NN-AT244230_	574
36"/30"	21 1/8" (543 mm)	41NN-AT243630_	546
30"/30"	15 1/2" (394 mm)	41NN-AT243030_	519

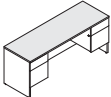
Specify panel legs (B, C).

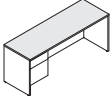
	W x D x H (in)	W x D x H (mm)	Code	Price (\$)
	<i>Open space on top and 2 file drawers on bottom with suspension bars. Locks. Grommet on back. Optional counterweights to meet BIFMA standards, refer to page 207.</i>			
	72 x 24 x 29	1800 x 600 x 735	41_N-SLF2472	1,306
	72 x 20 x 29	1800 x 500 x 735	41_N-SLF2072	1,179
Specify the handle code (X, Y, L).				

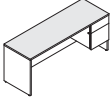
	W x D x H (in)	W x D x H (mm)	Code	Price (\$)
	<i>1 adjustable shelf on each side.</i>			
	72 x 24 x 29	1800 x 600 x 735	41NN-BE2472BE	1,131
	72 x 20 x 29	1800 x 500 x 735	41NN-BE2072BE	1,075


	W x D x H (in)	W x D x H (mm)	Code	Price (\$)
	<i>Adjustable shelf. Full-height modesty panel. Grommet on back.</i>			
	72 x 24 x 29	1800 x 600 x 735	41NN-BE2472S	1,043
	72 x 20 x 29	1800 x 500 x 735	41NN-BE2072S	984


	W x D x H (in)	W x D x H (mm)	Code	Price (\$)
	<i>Adjustable shelf. Full-height modesty panel. Grommet on back.</i>			
	72 x 24 x 29	1800 x 600 x 735	41NN-S2472BE	1,043
	72 x 20 x 29	1800 x 500 x 735	41NN-S2072BE	984


	W x D x H (in)	W x D x H (mm)	Code	Price (\$)
	<i>2 pedestals with locks, 2 box drawers and 2 file drawers with suspension bars. Pencil tray. Grommet on back.</i>			
	72 x 24 x 29	1800 x 600 x 735	41_N-F2472F	1,295
	66 x 24 x 29	1650 x 600 x 735	41_N-F2466F	1,273
	60 x 24 x 29	1500 x 600 x 735	41_N-F2460F	1,251
	72 x 20 x 29	1800 x 500 x 735	41_N-F2072F	1,179
	66 x 20 x 29	1650 x 500 x 735	41_N-F2066F	1,158
60 x 20 x 29	1500 x 500 x 735	41_N-F2060F	1,137	
Specify the handle code (X, Y, N).				


	W x D x H (in)	W x D x H (mm)	Code	Price (\$)
	<i>1 pedestal on left with lock, 1 box drawer and 1 file drawer with suspension bar. Pencil tray. Grommet on back.</i>			
	72 x 24 x 29	1800 x 600 x 735	41_N-F2472S	989
	66 x 24 x 29	1650 x 600 x 735	41_N-F2466S	966
	60 x 24 x 29	1500 x 600 x 735	41_N-F2460S	946
	72 x 20 x 29	1800 x 500 x 735	41_N-F2072S	989
	66 x 20 x 29	1650 x 500 x 735	41_N-F2066S	966
	60 x 20 x 29	1500 x 500 x 735	41_N-F2060S	946
	Specify the handle code (X, Y, N).			


	W x D x H (in)	W x D x H (mm)	Code	Price (\$)
	<i>1 pedestal on right with lock, 1 box drawer and 1 file drawer with suspension bar. Pencil tray. Grommet on back.</i>			
	72 x 24 x 29	1800 x 600 x 735	41_N-S2472F	989
	66 x 24 x 29	1650 x 600 x 735	41_N-S2466F	966
	60 x 24 x 29	1500 x 600 x 735	41_N-S2460F	946
	72 x 20 x 29	1800 x 500 x 735	41_N-S2072F	989
	66 x 20 x 29	1650 x 500 x 735	41_N-S2066F	966
	60 x 20 x 29	1500 x 500 x 735	41_N-S2060F	946
	Specify the handle code (X, Y, N).			


	W x D x H (in)	W x D x H (mm)	Code	Price (\$)
	<i>Full-height modesty panel. 1 grommet.</i>			
	48 x 24 x 29	1200 x 600 x 735	41NN-BR2448	366
	42 x 24 x 29	1050 x 600 x 735	41NN-BR2442	345
	36 x 24 x 29	900 x 600 x 735	41NN-BR2436	322
	48 x 20 x 29	1200 x 500 x 735	41NN-BR2048	333
	42 x 20 x 29	1050 x 500 x 735	41NN-BR2042	311
	36 x 20 x 29	900 x 500 x 735	41NN-BR2036	290

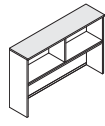

	W x D x H (in)	W x D x H (mm)	Code	Price (\$)
	<i>Reversible. 1 grommet. Can accommodate 1 pedestal.</i>			
	48 x 24 x 29	1200 x 600 x 735	41NN-R2448S	420
	42 x 24 x 29	1050 x 600 x 735	41NN-R2442S	392
	48 x 20 x 29	1200 x 500 x 735	41NN-R2048S	382
42 x 20 x 29	1050 x 500 x 735	41NN-R2042S	355	

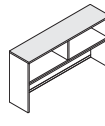

	W x D x H (in)	W x D x H (mm)	Code	Price (\$)
	<i>1 pedestal on left with lock, 1 box drawer and 1 file drawer with suspension bar. Pencil tray. Grommet.</i>			
	48 x 24 x 29	1200 x 600 x 735	41_N-F2448R	809
	42 x 24 x 29	1050 x 600 x 735	41_N-F2442R	765
	48 x 20 x 29	1200 x 500 x 735	41_N-F2048R	770
	42 x 20 x 29	1050 x 500 x 735	41_N-F2042R	748

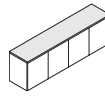
	W x D x H (in)	W x D x H (mm)	Code	Price (\$)
	<i>1 pedestal on right with lock, 1 box drawer and 1 file drawer with suspension bar. Pencil tray. Grommet.</i>			
	48 x 24 x 29	1200 x 600 x 735	41_N-R2448F	809
	42 x 24 x 29	1050 x 600 x 735	41_N-R2442F	765
	48 x 20 x 29	1200 x 500 x 735	41_N-R2048F	770
	42 x 20 x 29	1050 x 500 x 735	41_N-R2042F	748

	W x D x H (in)	W x D x H (mm)	Code	Price (\$)
	<i>Clearance: 21½\"</i>			
	<i>Grommet. Full-width wire access. Can accommodate a tackboard, refer to page 205.</i>			
	84 x 16 x 44	2100 x 400 x 1099	41NN-E844416P	1,295
	78 x 16 x 44	1950 x 400 x 1099	41NN-E784416P	1,240
	72 x 16 x 44	1800 x 400 x 1099	41NN-E724416P	1,179
	66 x 16 x 44	1650 x 400 x 1099	41NN-E664416P	1,125
	60 x 16 x 44	1500 x 400 x 1099	41NN-E604416P	1,070
	54 x 16 x 44	1350 x 400 x 1099	41NN-E544416P	1,010
	48 x 16 x 44	1200 x 400 x 1099	41NN-E484416P	956
	42 x 16 x 44	1050 x 400 x 1099	41NN-E424416P	901
36 x 16 x 44	900 x 400 x 1099	41NN-E364416P	847	

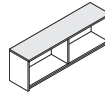
	W x D x H (in)	W x D x H (mm)	Code	Price (\$)
	<i>Clearance: 17⅝\"</i>			
	<i>Grommet. Full-width wire access. Can accommodate a tackboard, refer to page 205.</i>			
	84 x 16 x 36	2100 x 400 x 900	41NN-E843616P	1,179
	78 x 16 x 36	1950 x 400 x 900	41NN-E783616P	1,125
	72 x 16 x 36	1800 x 400 x 900	41NN-E723616P	1,070
	66 x 16 x 36	1650 x 400 x 900	41NN-E663616P	1,010
	60 x 16 x 36	1500 x 400 x 900	41NN-E603616P	956
	54 x 16 x 36	1350 x 400 x 900	41NN-E543616P	901
	48 x 16 x 36	1200 x 400 x 900	41NN-E483616P	847
	42 x 16 x 36	1050 x 400 x 900	41NN-E423616P	787
36 x 16 x 36	900 x 400 x 900	41NN-E363616P	732	




	W x D x H (in)	W x D x H (mm)	Code	Price (\$)
	<i>Clearance: 21 1/2". Grommet. Full-width wire access. Can accommodate a tackboard, refer to page 205.</i>			
	84 x 16 x 44	2100 x 400 x 1099	41NN-E844416	1,070
	78 x 16 x 44	1950 x 400 x 1099	41NN-E784416	1,010
	72 x 16 x 44	1800 x 400 x 1099	41NN-E724416 	956
	66 x 16 x 44	1650 x 400 x 1099	41NN-E664416	901
	60 x 16 x 44	1500 x 400 x 1099	41NN-E604416	847
	54 x 16 x 44	1350 x 400 x 1099	41NN-E544416	787
	48 x 16 x 44	1200 x 400 x 1099	41NN-E484416	732
	42 x 16 x 44	1050 x 400 x 1099	41NN-E424416	678
	36 x 16 x 44	900 x 400 x 1099	41NN-E364416	618

	W x D x H (in)	W x D x H (mm)	Code	Price (\$)
	<i>Clearance: 17 5/8". Grommet. Full-width wire access. Can accommodate a tackboard, refer to page 205.</i>			
	84 x 16 x 36	2100 x 400 x 900	41NN-E843616	956
	78 x 16 x 36	1950 x 400 x 900	41NN-E783616	901
	72 x 16 x 36	1800 x 400 x 900	41NN-E723616 	847
	66 x 16 x 36	1650 x 400 x 900	41NN-E663616	787
	60 x 16 x 36	1500 x 400 x 900	41NN-E603616	732
	54 x 16 x 36	1350 x 400 x 900	41NN-E543616	678
	48 x 16 x 36	1200 x 400 x 900	41NN-E483616	618
	42 x 16 x 36	1050 x 400 x 900	41NN-E423616	563
	36 x 16 x 36	900 x 400 x 900	41NN-E363616	509



	W x D x H (in)	W x D x H (mm)	Code	Price (\$)
	<i>Hanger bar included for wall-mount installation. Can accommodate a tackboard, refer to page 205.</i>			
	84 x 16 x 22	2100 x 400 x 553	41NN-EM842216P	1,207
	78 x 16 x 22	1950 x 400 x 553	41NN-EM782216P	1,153
	72 x 16 x 22	1800 x 400 x 553	41NN-EM722216P	1,098
	66 x 16 x 22	1650 x 400 x 553	41NN-EM662216P	1,043
	60 x 16 x 22	1500 x 400 x 553	41NN-EM602216P	984
	54 x 16 x 22	1350 x 400 x 553	41NN-EM542216P	929
	48 x 16 x 22	1200 x 400 x 553	41NN-EM482216P	874
	42 x 16 x 22	1050 x 400 x 553	41NN-EM422216P	815
	36 x 16 x 22	900 x 400 x 553	41NN-EM362216P	759


84" to 60": 4 doors
54" to 48": 3 doors
42" to 36": 2 doors

	W x D x H (in)	W x D x H (mm)	Code	Price (\$)
	<i>Hanger bar included for wall-mount installation. Can accommodate a tackboard, refer to page 205.</i>			
	84 x 16 x 22	2100 x 400 x 553	41NN-EM842216	984
	78 x 16 x 22	1950 x 400 x 553	41NN-EM782216	929
	72 x 16 x 22	1800 x 400 x 553	41NN-EM722216	874
	66 x 16 x 22	1650 x 400 x 553	41NN-EM662216	815
	60 x 16 x 22	1500 x 400 x 553	41NN-EM602216	759
	54 x 16 x 22	1350 x 400 x 553	41NN-EM542216	705
	48 x 16 x 22	1200 x 400 x 553	41NN-EM482216	645
	42 x 16 x 22	1050 x 400 x 553	41NN-EM422216	590
	36 x 16 x 22	900 x 400 x 553	41NN-EM362216	536


	W x D x H (in)	W x D x H (mm)	Code	Price (\$)
	<i>2 file drawers with suspension bars. Lock. Optional counterweight to meet BIFMA standards, refer to page 207.</i>			
	36 x 24 x 29	900 x 600 x 735	41_N-2436LF 	984
	30 x 24 x 29	750 x 600 x 735	41_N-2430LF	939
	36 x 20 x 29	900 x 500 x 735	41_N-2036LF 	946
	30 x 20 x 29	750 x 500 x 735	41_N-2030LF	901

Specify the handle code (X, Y, L).


	W x D x H (in)	W x D x H (mm)	Code	Price (\$)
	<i>Adjustable shelf. Lock.</i>			
	36 x 24 x 29	900 x 600 x 735	41_N-2436B 	847
	30 x 24 x 29	750 x 600 x 735	41_N-2430B	797
	36 x 20 x 29	900 x 500 x 735	41_N-2036B	809
	30 x 20 x 29	750 x 500 x 735	41_N-2030B	765

	W x D x H (in)	W x D x H (mm)	Code	Price (\$)
Specify the handle code (X, Y, L).				
	<i>2 box drawers, 2 file drawers with suspension bars. Lock. Pencil tray.</i>			
	36 x 24 x 29	900 x 600 x 735	41_N-2436CO	1,174
	36 x 20 x 29	900 x 500 x 735	41_N-2036CO	1,142


Specify the handle code (X, Y, L).

	W x D x H (in)	W x D x H (mm)	Code	Price (\$)
	<i>2 box drawers, 2 file drawers with suspension bars. Lock. Pencil tray.</i>			
	36 x 24 x 29	900 x 600 x 735	41_N-C02436	1,174
	36 x 20 x 29	900 x 500 x 735	41_N-C02036	1,142


Specify the handle code (X, Y, L).

	W x D x H (in)	W x D x H (mm)	Code	Price (\$)
	<i>2 file drawers with suspension bars. Lock. Must be installed under a work surface. 1 tone only.</i>			
	36 x 18 x 28	898 x 448 x 711	4N_N-1836FL	874
	30 x 18 x 28	748 x 448 x 711	4N_N-1830FL	825


Specify the handle code (X, Y, L).

	W x D x H (in)	W x D x H (mm)	Code	Price (\$)
	<i>2 box drawers on left, 2 file drawers with suspension bars. Lock. Pencil tray. Must be installed under a work surface. 1 tone only.</i>			
	36 x 18 x 28	898 x 448 x 711	4N_N-1836COL	1,120

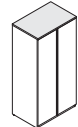
Specify the handle code (X, Y, L).

	W x D x H (in)	W x D x H (mm)	Code	Price (\$)
	<i>2 box drawers on right, 2 file drawers with suspension bars. Lock. Pencil tray. Must be installed under a work surface. 1 tone only.</i>			
	36 x 18 x 28	898 x 448 x 711	4N_N-C01836L	1,120

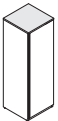
Specify the handle code (X, Y, L).

	W x D x H (in)	W x D x H (mm)	Code	Price (\$)
	<i>Adjustable shelf. Lock. Must be installed under a work surface. 1 tone only.</i>			
	36 x 18 x 28	898 x 448 x 711	4N_N-1836BL	787
	30 x 18 x 28	748 x 448 x 711	4N_N-1830BL	743




Specify the handle code (X, Y, L).

	W x D x H (in)	W x D x H (mm)	Code	Price (\$)
	<i>3 adjustable shelves and 1 full-width fixed shelf. Full-width clothes hanger bar. 73" H storage unit matches the height of a credenza with a 44" H hutch. 65" H storage unit matches the height of a credenza with a 36" H hutch.</i>			
	36 x 24 x 73	900 x 600 x 1834	41_N-243673B	1,491
	36 x 20 x 73	900 x 500 x 1834	41_N-203673B	1,376
	36 x 24 x 65	900 x 600 x 1635	41_N-243665B	1,376
	36 x 20 x 65	900 x 500 x 1635	41_N-203665B	1,267


Specify the handle code (X, Y, L).

	W x D x H (in)	W x D x H (mm)	Code	Price (\$)
Storage or wardrobe units	<i>3 adjustable shelves and 1 full-width fixed shelf. Full-width clothes hanger bar. 73" H storage unit matches the height of a credenza with a 44" H hutch. 65" H storage unit matches the height of a credenza with a 36" H hutch.</i>			
	24 x 24 x 73	600 x 600 x 1834	41_N-242473BR	1,207
 Open right (BR)	24 x 24 x 73	600 x 600 x 1834	41_N-242473BL	1,207
	24 x 20 x 73	600 x 500 x 1834	41_N-202473BR	1,153
	24 x 20 x 73	600 x 500 x 1834	41_N-202473BL	1,153
	24 x 24 x 65	600 x 600 x 1635	41_N-242465BR	1,153
	24 x 24 x 65	600 x 600 x 1635	41_N-242465BL	1,153
	24 x 20 x 65	600 x 500 x 1635	41_N-202465BR	1,098
	24 x 20 x 65	600 x 500 x 1635	41_N-202465BL	1,098



Specify the handle code (X, Y, L).


	W x D x H (in)	W x D x H (mm)	Code	Price (\$)
Storage units with lateral file	<i>2 adjustable shelves. 2 file drawers with suspension bars. Lock on drawers. 73" H storage matches the height of a credenza with a 44" H hutch. 65" H storage unit matches the height of a credenza with a 36" H hutch.</i>			
	36 x 24 x 73	900 x 600 x 1834	41_N-243673LFB 	1,803
	36 x 20 x 73	900 x 500 x 1834	41_N-203673LFB 	1,688
	36 x 24 x 65	900 x 600 x 1635	41_N-243665LFB	1,731
	36 x 20 x 65	900 x 500 x 1635	41_N-203665LFB 	1,622


Specify the handle code (X, Y, L).

	W x D x H (in)	W x D x H (mm)	Code	Price (\$)
Storage units with lateral file	<i>Reversible door. 2 adjustable shelves. 2 file drawers with suspension bars. Lock on drawers. 73" H storage unit matches the height of a credenza with a 44" H hutch. 65" H storage unit matches the height of a credenza with a 36" H hutch.</i>			
	24 x 24 x 73	600 x 600 x 1834	41_N-242473FBR	1,530
 Open right (FBR)	24 x 24 x 73	600 x 600 x 1834	41_N-242473FBL	1,530
	24 x 20 x 73	600 x 500 x 1834	41_N-202473FBR	1,420
	24 x 20 x 73	600 x 500 x 1834	41_N-202473FBL	1,420
	24 x 24 x 65	600 x 600 x 1635	41_N-242465FBR	1,475
	24 x 24 x 65	600 x 600 x 1635	41_N-242465FBL	1,475
	24 x 20 x 65	600 x 500 x 1635	41_N-202465FBR	1,361
	24 x 20 x 65	600 x 500 x 1635	41_N-202465FBL	1,361

Specify the handle code (X, Y, L).



	W x D x H (in)	W x D x H (mm)	Code	Price (\$)
Open bookcases	<i>4 adjustable shelves.</i>			
	36 x 14 x 73	900 x 350 x 1834	41NN-B367314 	847
	36 x 14 x 65	900 x 350 x 1635	41NN-B366514 	759


	<i>2 adjustable shelves.</i>			
	36 x 14 x 48	900 x 350 x 1200	41NN-B364814 	678

	<i>Additional shelf.</i>			
	34 x 13 x 1	846 x 325 x 25	41NN-TB3614.1E 	114

	W x D x H (in)	W x D x H (mm)	Code	Price (\$)
Corner open bookcases	<i>4 adjustable shelves.</i>			
	24 x 24 x 73	600 x 600 x 1834	41NN-B242473	901
	20 x 20 x 73	500 x 500 x 1834	41NN-B202073	847
	24 x 24 x 65	600 x 600 x 1635	41NN-B242465	847
	20 x 20 x 65	500 x 500 x 1635	41NN-B202065	787

	W x D x H (in)	W x D x H (mm)	Code	Price (\$)
Corner open bookcases	<i>1 adjustable shelf.</i>			
	24 x 24 x 29	600 x 600 x 735	41NN-B242429	563
	20 x 20 x 29	500 x 500 x 735	41NN-B202029	509


	W x D x H (in)	W x D x H (mm)	Code	Price (\$)
Mobile pedestals	<i>2 box drawers, 1 file drawer with suspension bar. Pencil tray. Brakes on front casters. Lock. Fits under a work surface. 1 tone only.</i>			
	15 x 23 x 27 1/8	390 x 575 x 689	4N_N-MP1523UF 	825
	15 x 18 x 27 1/8	390 x 450 x 689	4N_N-MP1518UF 	770


	W x D x H (in)	W x D x H (mm)	Code	Price (\$)
Mobile pedestal	<i>2 file drawers with suspension bars. Brakes on front casters. Lock. Fits under a work surface. 1 tone only.</i>			
	15 x 23 x 27 1/8	390 x 575 x 689	4N_N-MP1523FF 	787


	W x D x H (in)	W x D x H (mm)	Code	Price (\$)
Mobile pedestals	<i>1 box drawer and 1 file drawer with suspension bar. Pencil tray. Brakes on front casters. Lock. Fits under a work surface. 1 tone only.</i>			
	15 x 23 x 20 3/4	390 x 575 x 527	4N_N-MP1523F	759
	15 x 18 x 20 3/4	390 x 450 x 527	4N_N-MP1518F	732

	W x D x H (in)	W x D x H (mm)	Code	Price (\$)
Modular pedestal	<i>2 box drawers, 1 file drawer with suspension bar. Pencil tray. Lock. Must be installed under work surface. 1 tone only.</i>			
	15 x 18 x 28	388 x 448 x 711	4N_N-P1518UFL	716



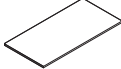
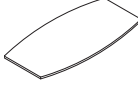





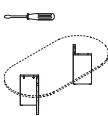


	W x D x H (in)	W x D x H (mm)	Code	Price (\$)
Modular pedestal	<i>2 file drawers with suspension bars. Lock. Must be installed under a work surface. 1 tone only.</i>			
	15 x 18 x 28	388 x 448 x 711	4N_N-P1518FFL	688











	W x D x H (in)	W x D x H (mm)	Code	Price (\$)
Hanging pedestal	<i>1 box drawer and 1 file drawer with suspension bar. Pencil tray. Lock. Must be installed under a work surface de travail. 1 tone only.</i>			
	15 x 17 1/2 x 19 1/4	388 x 448 x 489	4N_N-F 	628

	W x D x H (in)	W x D x H (mm)	Code	Price (\$)
Metal pedestal	<i>2 box drawers, 1 file drawer with suspension bar. Pencil tray. Charcoal metal body and laminate drawer fronts. Lock. Must be installed under work surface.</i>			
	15 x 22 x 28	372 x 540 x 713	4N_N-PM1522UFL 	519

	W x D x H (in)	W x D x H (mm)	Code	Price (\$)
Metal pedestal	<i>2 file drawers with suspension bars. Charcoal metal body and laminate drawer fronts. Lock. Must be installed under a work surface.</i>			
	15 x 22 x 28	372 x 540 x 713	4N_N-PM1522FFL 	496





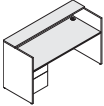



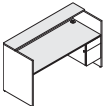





	W x D x H (in)	W x D x H (mm)	Code	Price (\$)
Hanging metal pedestal	<i>1 box drawer and 1 file drawer with suspension bar. Pencil tray. Lock. Charcoal metal body and laminate drawer fronts. Must be installed under a work surface.</i>			
	15 x 22 x 19 1/2	372 x 540 x 496	4N_N-MF	475

	W x D x H (in)	W x D x H (mm)	Code	Price (\$)
Round tops				
<i>Conference tables.</i>				
	36 x 36 x 1½	900 x 900 x 38	45NN-R36	338
	42 x 42 x 1½	1050 x 1050 x 38	45NN-R42 	465
	48 x 48 x 1½	1200 x 1200 x 38	45NN-R48	514
Rectangular tops				
<i>Conference tables.</i>				
	72 x 36 x 1½	1800 x 900 x 38	45NN-REC72	569
	96 x 48 x 1½	2400 x 1200 x 38	45NN-REC96	815
Boat-shape tops				
<i>Conference tables. 120" and 144" tops are in two pieces.</i>				
	96 x 48 x 1½	2400 x 1200 x 38	45NN-B96	906
	120 x 48 x 1½	3000 x 1200 x 38	45NN-B120	1,137
	144 x 48 x 1½	3600 x 1200 x 38	45NN-B144	1,192
Racetrack tops				
<i>Conference tables. 120" and 144" tops are in two pieces.</i>				
	72 x 36 x 1½	1800 x 900 x 38	45NN-RT72	661
	96 x 48 x 1½	2400 x 1200 x 38	45NN-RT96 	906
	120 x 48 x 1½	3000 x 1200 x 38	45NN-RT120	1,137
	144 x 48 x 1½	3600 x 1200 x 38	45NN-RT144 	1,192
Cross bases				
<i>1½" thermofused laminate.</i>				
	22 x 22 x 28	555 x 555 x 710	LGC-CR22	361
	27 x 27 x 28	680 x 680 x 710	LGC-CR27 	400
	33 x 33 x 28	825 x 825 x 710	LGC-CR33	454
V-bases				
<i>1½" thermofused laminate.</i>				
	16 x 16 x 28	400 x 400 x 710	LGC-2V14 	(pair) 524
Drum base				
	18 x 18 x 28	460 x 460 x 710	LGC-DB19	847

	W x D x H (in)	W x D x H (mm)	Code	Price (\$)
Panel bases				
<i>Panel bases and crosspieces packaged separately.</i>				
<i>For 72" and 96" tables.</i>				
	43¾ x 24 x 28	1084 x 600 x 710	LGC-P30.7296 	420
<i>For 120" and 144" tables.</i>				
	85 x 24 x 28	2126 x 600 x 710	LGC-P30.120144 	661
Cross base				
<i>Black steel leg.</i>				
	33 x 33 x 28	830 x 830 x 710	LGC-CH433 NNN	(each) 579
T-base				
<i>Black steel leg.</i>				
	30 x 4 x 28	760 x 105 x 710	LGC-CH233 NNN	(each) 448
Leg				
<i>Black steel leg.</i>				
	6 x 6 x 28	150 x 150 x 710	LGC-TL NNN	(each) 268
Printer table				
<i>1 height adjustable sliding shelf. Grommet on modesty panel.</i>				
	30 x 24 x 29	750 x 600 x 735	41NN-2430PS	678
Coffee table				
	22 x 22 x 18	550 x 550 x 450	41NN-ST222218	366
Magazine table				
	48 x 22 x 18	1200 x 550 x 450	41NN-ST224818	392

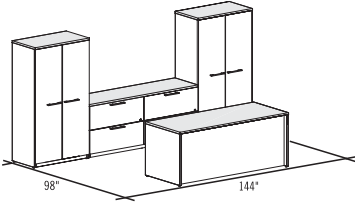
BASE OPTIONS / QUANTITY											
	Top Lengths	LGC-CR22	LGC-CR27	LGC-CR33	LGC-2V14	LGC-DB19	LGC-P30.7296	LGC-P30.120144	LGC-CH433	LGC-CH233	LGC-TL*
36" DEPTH	36"	1				1			1		4
	72"	2			1	2	1		2	2	4
42" DEPTH	42"		1						1		4
48" DEPTH	48"			1					1		4
	96"			2	1	2	1		2	2	4
	120"			3	1+1 CR33	3		1	3	3	6
	144"			3	1+1 CR33	3		1	3	3	6

* Not compatible with round tops.

	W x D x H (in)	W x D x H (mm)	Code	Price (\$)	
Mobile serving carts 	<i>1 sliding shelf, 1 box drawer. Pencil tray. 1 door. 1 shelf.</i>				
	20 x 21 x 36	500 x 520 x 900	41_N-MS212036	880	
Specify the handle code (X, Y, L).					
	<i>1 sliding shelf, 2 box drawers. Pencil tray. 2 doors. 2 shelves.</i>				
	36 x 21 x 36	900 x 520 x 900	41_N-MS213636	1,366	
Specify the handle code (X, Y, L).					
Marker board 	<i>Non-magnetic surface for use with dry-erase markers. Eraser tray along bottom of board. Inside face of doors covered in natural cork. Hooks for paper pad. 180° hinges.</i>				
	54 x 5 x 41¼	1368 x 130 x 1049	41_N-VBX4054	1,410	
Specify the handle code (X, Y, L).					
Lectern 	<i>1 fixed shelf. 1 grommet. 4 casters, 2 with brakes.</i>				
	24 x 18 x 44	600 x 450 x 1112	41NN-LC181844	787	
Right reception desks 	<i>Desk with pedestal on left, 1 box drawer and 1 file drawer with suspension bar. Lock. Pencil tray. 2 grommets. Full-height modesty panel.</i>				
	72 x 30 x 42	1800 x 750 x 1050	41_N-GF3072S	 1,465	
	Specify the handle code (X, Y, N).				
	<i>Right return with pedestal on right, 1 box drawer and 1 file drawer with suspension bar. Lock. Pencil tray. 1 grommet. Full-height modesty panel.</i>				
	48 x 24 x 42	1200 x 600 x 1050	41_N-GR2448F	956	
	42 x 24 x 42	1050 x 600 x 1050	41_N-GR2442F	 934	
	Specify the handle code (X, Y, N).				
Left reception desks 	<i>Desk with pedestal on right, 1 box drawer and 1 file drawer with suspension bar. Lock. Pencil tray. 2 grommets. Full-height modesty panel.</i>				
	72 x 30 x 42	1800 x 750 x 1050	41_N-GS3072F	 1,465	
	Specify the handle code (X, Y, N).				
	<i>Left return with pedestal on left, 1 box drawer and 1 file drawer with suspension bar. Lock. Pencil tray. 1 grommet. Full-height modesty panel.</i>				
	48 x 24 x 42	1200 x 600 x 1050	41_N-GF2448R	956	
	42 x 24 x 42	1050 x 600 x 1050	41_N-GF2442R	 934	
	Specify the handle code (X, Y, N).				
Additional legs 	<i>1 full leg. For AT, DT and CM tables.</i>				
	30 x 1 x 27½	750 x 25 x 698	4NNN-L30	147	
	24 x 1 x 27½	600 x 25 x 698	4NNN-L24	137	
	20 x 1 x 27½	500 x 25 x 698	4NNN-L20	126	
Additional legs 	<i>1 recessed leg. For AT, DT and CM tables.</i>				
	13 x 1 x 27½	340 x 25 x 698	4NNN-L12	114	

SUGGESTIONS

41_N-PLAN01



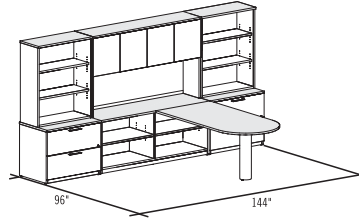
Plan shown in Concept 400E Flyer:

41YN-PLAN01 **\$5,272**

- 1 41YN-F3072S
- 1 41YN-LF2072LF
- 2 41YN-203665B

Imperia pull (Y).

41_N-PLAN06



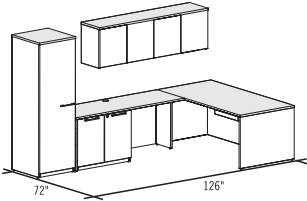
Plan shown in Concept 400E Flyer:

41XN-PLAN06 **\$6,310**

- 1 41NN-BU3672
- 1 41NN-BE2472BE
- 2 41XN-2436LF
- 2 M1NNN-EB364416
- 1 41NN-E724416P

Suasa pull (X).

41_N-PLAN02



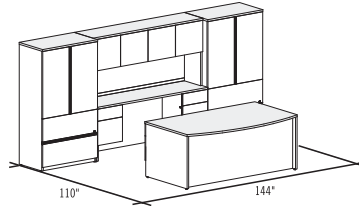
Plan shown in Concept 400E Flyer:

41YN-PLAN02 **\$4,704**

- 1 41NN-TDM3072
- 1 41NN-DT2472B
- 1 4NYN-1836BL
- 1 41YN-242473BL
- 2 41NN-EM422216
- 1 LGC-DR20M

Imperia pull (Y).

41_N-PLAN07

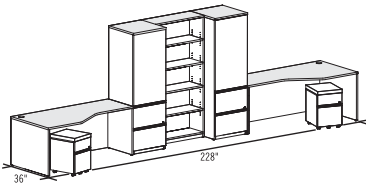


Not shown in Concept 400E Flyer:

QS41_N-PLAN07 **\$7,107**

- 1 QS41_N-F4272FA
- 1 QS41_N-F2072F
- 1 QS41NN-E723616P
- 2 QS41_N-203665LFB

41_N-PLAN03



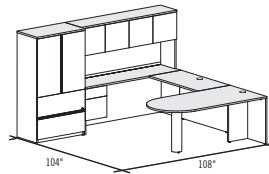
Plan shown in Concept 400E Flyer:

41LN-PLAN03 **\$9,423**

- 1 41NN-CM367224A
- 1 41NN-CM723624A
- 2 4NLN-MP1518F
- 2 LGC-CU1518
- 1 41LN-242473FBR
- 1 41LN-242473FBL
- 1 41NN-B367314
- 2 LGC-SUP2ECPLS

Linear pull (L).

41_N-PLAN08

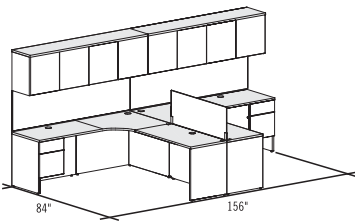


Not shown in Concept 400E Flyer:

QS41_N-PLAN08 **\$4,830**

- 1 QS41NN-BT3672
- 1 QS41NN-BR2448
- 1 QS41_N-F2072S
- 1 QS41NN-E723616P
- 1 QS41_N-203665LFB

41_N-PLAN04



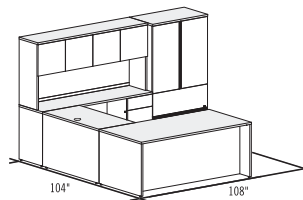
Plan shown in Concept 400E Flyer:

41LN-PLAN04 **\$7,350**

- 1 41LN-F2442R
- 2 41NN-CM3624D
- 2 41NN-R2448S
- 1 41LN-R2442F
- 2 41NN-EM782216P
- 2 LGC-TK7821M
- 1 CNNN-SCT4818

Linear pull (L).

41_N-PLAN09

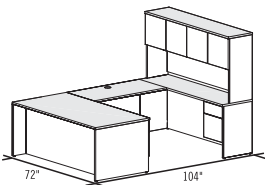


Not shown in Concept 400E Flyer:

QS41_N-PLAN09 **\$5,146**

- 1 QS41_N-F3672S
- 1 QS41NN-BR2448
- 1 QS41_N-S2072F
- 1 QS41NN-E723616P
- 1 QS41_N-203665LFB

41_N-PLAN05



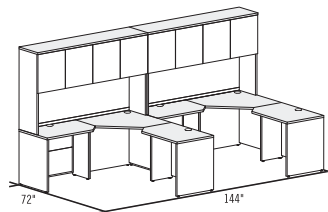
Plan shown in Concept 400E Flyer:

QS41LN-PLAN05 **\$3,524**

- 1 QS41LN-F3672S
- 1 QS41NN-BR2448
- 1 QS41LN-S2072F
- 1 QS41NN-E723616P

Linear pull (L).

41_N-PLAN10



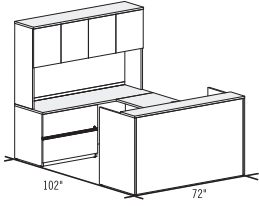
Not shown in Concept 400E Flyer:

QS41_N-PLAN10 **\$6,774**

- 2 QS41NN-CM3618S
- 2 QS41NN-AT243618B
- 2 QS41NN-AT183624B
- 2 QS41NN-E723616P
- 2 QS4N_N-F

SUGGESTIONS

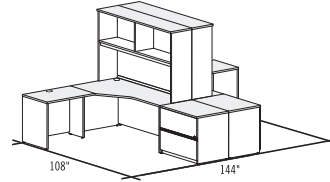
41_N-PLAN11



Not shown in Concept 400E Flyer:

QS41_N-PLAN11	\$4,360
1 QS41_N-GS3072F	
1 QS41NN-BR2448	
1 QS41_N-LF2472S	
1 QS41NN-E724416P	

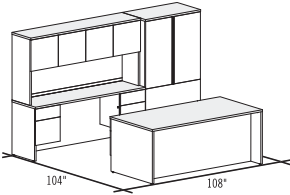
41_N-PLAN14



Not shown in Concept 400E Flyer:

41_N-PLAN14	\$6,774
1 41NN-CM367224A	
1 41NN-CM723624A	
2 41NN-DT2436B	
2 41NN-E724416	
2 41_N-2436LF	

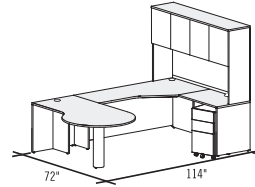
41_N-PLAN12



Not shown in Concept 400E Flyer:

QS41_N-PLAN12	\$5,240
1 QS41_N-F3672F	
1 QS41_N-F2072F	
1 QS41NN-E723616P	
1 QS41_N-203665LFB	

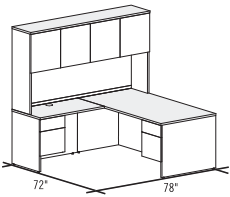
41_N-PLAN15



Not shown in Concept 400E Flyer:

41_N-PLAN15	\$4,284
1 41NN-PT3072	
1 41NN-CM723624B	
1 41NN-DT2436B	
1 41NN-E724416P	
1 4N_N-MP1518UF	

41_N-PLAN13



Not shown in Concept 400E Flyer:

QS41_N-PLAN13	\$3,103
1 QS41_N-S3672F	
1 QS41_N-F2442R	
1 QS41NN-E784416P	


READY TO SHIP IN 5 DAYS!

Several suggested layouts, components and accessories identified by this pictogram are part of the **Lacasse quick delivery program**.

Please refer to page 3 for complete program details.



TYPICAL WOOD GRAIN DIRECTION FOR CONCEPT 400E:



CONCEPT 300

LACASSE'S CONCEPT 300 IS A FURNITURE COLLECTION OF OUTSTANDING VALUE

This collection combines function, quality and durability. Find everything you need to create a small touch-down office or any large high-performance work environments! The shapes and components of Concept 300 are true values and thanks to its design, Concept 300 will remain timeless over the years. Concept 300 offers a vast portfolio of products and is the best quality / price furniture solution built under the Lacasse seal of quality!

GENERAL SPECIFICATIONS

CONSTRUCTION

Casegoods are made of particleboard panels finished on both sides with mar-resistant high-performance thermofused laminate (45 lbs/ft³), also called TFL.

EDGE BANDING

Most Concept 300 components are finished with a 1/8" (3 mm) ABS smooth edging. All edges are finished.

DRAWERS AND DOORS

All drawers are built for trouble-free performance;

- Black full extension ball bearing suspensions.
- 100 lbs (45 kg) load capacity for box and file drawers.
- 150 lbs (68 kg) load capacity for lateral file drawers.
- PVC top rails on lateral file drawers for hanging folders.
- Standard interlock system where required.

Doors on storage furniture;

- 120° hinges on doors.

HANDLES

Two choices of metal handles available in Silver finish: Square (E) or Round (F).

LOCKS

Silver cam locks are standard on drawers and storage furniture. In case of a product with a multiple drawer configuration, the lock controls all drawers. A key-alike option is also available upon request (contact Groupe Lacasse Customer Service).

LEVELERS

Levelers allow up to 1" (25 mm) height adjustment.

UNASSEMBLED ITEMS

Products delivered unassembled are identified by a pictogram. 

DIMENSIONS

Metric dimensions are exact; imperial dimensions are nominal (unless otherwise specified).

TECHNICAL FEATURES

- Most of the 29" H (735 mm) products from the Concept 300 collection have a 1" (27 mm) recessed back panel which allows the furniture to be installed against a wall with a power outlet.
- On low-profile credenzas, desks and returns, the recessed full-height back panel overlaps the exterior side panels.
- Drawer fronts of 29" H (735 mm) storage units and doors of hutches have a non-continuous horizontal wood grain direction.

PEDESTAL WITH INNER DRAWERS

Pedestal with full-height front concealing a box drawer with pencil tray and a file drawer with suspension bar.



DESKS

- Modesty panels on desks are recessed 6" (150 mm); except modesty panels on bow front desks with metal pedestals which are recessed 9" (225 mm).
- Desks have a 3/4 height modesty panel which overlaps the exterior side panels, except furniture with low-profile pedestals.
- To change to a full-height modesty panel, specify .4 at the end of the product code and add a \$52 list upcharge.

TABLES AND CRENZAS

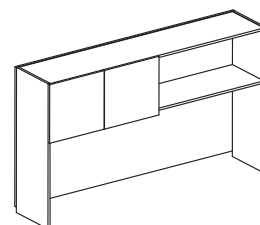
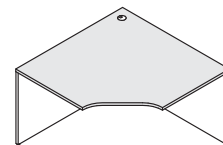
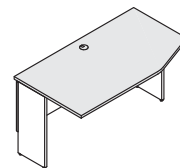
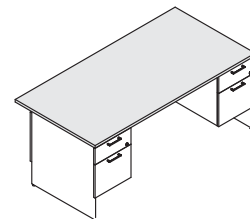
- Back panels are recessed 1" (27 mm).
- Products have a 3/4 height modesty panel which overlaps the exterior side panels.
- Full-width or recessed leg panels on DT tables must be specified in left- or right-hand side version.
- To change to a full-height back panel, specify .4 at the end of the product code and add a \$52 list upcharge.

CORNER MODELS

- Symmetrical corner module: Full-height side panels. The corner module must be attached to another work surface on each side.
- Extended corner module: The 3/4 height back panel overlaps the extended portion of the module and is recessed 1" (27 mm).

HUTCHES

- Hutches have a back panel which overlaps the exterior side panels.
- All hutches are equipped at work surface height with a full-width access to accommodate electrical wires.
- A regular grommet (round and black) is also provided on the back panel of the hutch to accommodate an optional task light unit.
- Clearance under hutches range from 18 5/8" to 26 1/2" (473 to 673 mm) depending on the model.






EDGEBOARDING

Furniture with 1" (25 mm) thick tops.

N Edge



Smooth, 1/8" (3 mm) thick edge.

The **N** edge is matched with the finish specified for the surface.

HANDLES

Two choices of metal handles available in Silver finish:



E – Square, Silver



F – Round, Silver

LEG



V – Round, Silver

CODIFICATION

Series	Options		
	Thickness	Edgebanding	Handles
3	1 Thermofused laminate 1"	N Smooth edge	E Square, Silver F Round, Silver

READY TO SHIP IN 5 DAYS!

Several suggested layouts, components and accessories identified by this pictogram are part of the **Lacasse quick delivery program**.

Please refer to page 3 for complete program details.

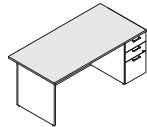


	W x D x H (in)	W x D x H (mm)	Code	All Laminate (\$)
DESKS				
Double pedestal desks	<i>2 pedestals with locks. 2 box drawers and 2 file drawers with suspension bars. Pencil tray. Recessed 3/4 height modesty panel.</i>			
	72 x 36 x 29	1800 x 900 x 735	31N_-F3672F	1,301
	72 x 30 x 29	1800 x 750 x 735	31N_-F3072F	1,257
	66 x 30 x 29	1650 x 750 x 735	31N_-F3066F	1,202
	60 x 30 x 29	1500 x 750 x 735	31N_-F3060F	1,158
	Specify the handle code (E, F).			
Double pedestal desks – inner drawers	<i>2 pedestals with locks. Pedestals with full-height fronts concealing 2 box drawers and 2 file drawers with suspension bars. Pencil tray. Recessed 3/4 height modesty panel.</i>			
	72 x 36 x 29	1800 x 900 x 735	31N_-IF3672IF	1,186
	72 x 30 x 29	1800 x 750 x 735	31N_-IF3072IF	1,142
	66 x 30 x 29	1650 x 750 x 735	31N_-IF3066IF	1,093
	60 x 30 x 29	1500 x 750 x 735	31N_-IF3060IF	1,043
	Specify the handle code (E, F).			
Double pedestal desks – low profile	<i>2 pedestals with locks. 2 box drawers and 3 file drawers with suspension bars. Pencil tray. Recessed, full-height modesty panel.</i>			
	72 x 36 x 29	1800 x 900 x 735	31N_-UF3672FF	1,612
	72 x 30 x 29	1800 x 750 x 735	31N_-UF3072FF	1,557
	66 x 30 x 29	1650 x 750 x 735	31N_-UF3066FF	1,513
	60 x 30 x 29	1500 x 750 x 735	31N_-UF3060FF	1,470
	Specify the handle code (E, F).			
Left single pedestal desks	<i>1 pedestal on left with lock. 1 box drawer and 1 file drawer with suspension bar. Pencil tray. Recessed 3/4 height modesty panel.</i>			
	72 x 36 x 29	1800 x 900 x 735	31N_-F3672S	979
	72 x 30 x 29	1800 x 750 x 735	31N_-F3072S	924
	66 x 30 x 29	1650 x 750 x 735	31N_-F3066S	880
	60 x 30 x 29	1500 x 750 x 735	31N_-F3060S	836
	48 x 30 x 29	1200 x 750 x 735	31N_-F3048S	776
	Specify the handle code (E, F).			

	W x D x H (in)	W x D x H (mm)	Code	All Laminate (\$)
Right single pedestal desks	<i>1 pedestal on right with lock. 1 box drawer and 1 file drawer with suspension bar. Pencil tray. Recessed 3/4 height modesty panel.</i>			
	72 x 36 x 29	1800 x 900 x 735	31N_-S3672F	979
	72 x 30 x 29	1800 x 750 x 735	31N_-S3072F	924
	66 x 30 x 29	1650 x 750 x 735	31N_-S3066F	880
	60 x 30 x 29	1500 x 750 x 735	31N_-S3060F	836
	48 x 30 x 29	1200 x 750 x 735	31N_-S3048F	776
	Specify the handle code (E, F).			
Left single pedestal desks – inner drawers	<i>1 pedestal on left with lock. Pedestal with full-height front concealing 1 box drawer and 1 file drawer with suspension bar. Pencil tray. Recessed 3/4 height modesty panel.</i>			
	72 x 36 x 29	1800 x 900 x 735	31N_-IF3672S	869
	72 x 30 x 29	1800 x 750 x 735	31N_-IF3072S	820
	66 x 30 x 29	1650 x 750 x 735	31N_-IF3066S	782
	60 x 30 x 29	1500 x 750 x 735	31N_-IF3060S	737
	48 x 30 x 29	1200 x 750 x 735	31N_-IF3048S	678
	Specify the handle code (E, F).			
Right single pedestal desks – inner drawers	<i>1 pedestal on right with lock. Pedestal with full-height front concealing 1 box drawer and 1 file drawer with suspension bar. Pencil tray. Recessed 3/4 height modesty panel.</i>			
	72 x 36 x 29	1800 x 900 x 735	31N_-S3672IF	869
	72 x 30 x 29	1800 x 750 x 735	31N_-S3072IF	820
	66 x 30 x 29	1650 x 750 x 735	31N_-S3066IF	782
	60 x 30 x 29	1500 x 750 x 735	31N_-S3060IF	737
	48 x 30 x 29	1200 x 750 x 735	31N_-S3048IF	678
	Specify the handle code (E, F).			
Left single pedestal desks – low profile	<i>1 pedestal on left with lock. 2 box drawers and 1 file drawer with suspension bar. Pencil tray. Recessed, full-height modesty panel.</i>			
	72 x 36 x 29	1800 x 900 x 735	31N_-UF3672S	1,153
	72 x 30 x 29	1800 x 750 x 735	31N_-UF3072S	1,109
	66 x 30 x 29	1650 x 750 x 735	31N_-UF3066S	1,060
	60 x 30 x 29	1500 x 750 x 735	31N_-UF3060S	1,010
	48 x 30 x 29	1200 x 750 x 735	31N_-UF3048S	939
	Specify the handle code (E, F).			

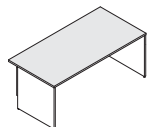


W x D x H (in)	W x D x H (mm)	Code	All Laminate (\$)
Right single pedestal desks – low profile			
<i>1 pedestal on right with lock. 2 box drawers and 1 file drawer with suspension bar. Pencil tray. Recessed, full-height modesty panel.</i>			
72 x 36 x 29	1800 x 900 x 735	31N_-S3672UF	1,153
72 x 30 x 29	1800 x 750 x 735	31N_-S3072UF	1,109
66 x 30 x 29	1650 x 750 x 735	31N_-S3066UF	1,060
60 x 30 x 29	1500 x 750 x 735	31N_-S3060UF	1,010
48 x 30 x 29	1200 x 750 x 735	31N_-S3048UF	939

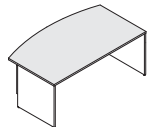


Specify the handle code (E, F).

W x D x H (in)	W x D x H (mm)	Code	All Laminate (\$)
Desk shells			
<i>Recessed 3/4 height modesty panel. Can accommodate 1 or 2 pedestals.</i>			
72 x 36 x 29	1800 x 900 x 735	31NN-S3672S	716
72 x 30 x 29	1800 x 750 x 735	31NN-S3072S	688
66 x 30 x 29	1650 x 750 x 735	31NN-S3066S	666
60 x 30 x 29	1500 x 750 x 735	31NN-S3060S	633
48 x 30 x 29	1200 x 750 x 735	31NN-S3048S	584

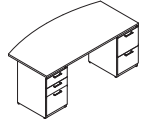


W x D x H (in)	W x D x H (mm)	Code	All Laminate (\$)
Bow front desks			
<i>Recessed 3/4 height modesty panel. Can accommodate 1 or 2 pedestals.</i>			
72 x 36 x 29	1800 x 900 x 735	31NN-S3672SA	820
72 x 30 x 29	1800 x 750 x 735	31NN-S3072SA	792
66 x 30 x 29	1650 x 750 x 735	31NN-S3066SA	770
60 x 30 x 29	1500 x 750 x 735	31NN-S3060SA	732
48 x 30 x 29	1200 x 750 x 735	31NN-S3048SA	666



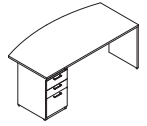
DESKS WITH METAL PEDESTALS

W x D x H (in)	W x D x H (mm)	Code	All Laminate (\$)
Double metal pedestal bow front desks			
<i>2 pedestals with locks. 2 box drawers and 3 file drawers with suspension bars. Pedestals with charcoal metal body only and laminate drawer fronts. Pencil tray. Recessed 3/4 height modesty panel. 1 tone only.</i>			
72 x 30 x 29	1800 x 750 x 735	31N_-UM3072FMA	1,601
60 x 30 x 29	1500 x 750 x 735	31N_-UM3060FMA	1,574



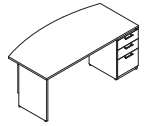
Packaged in 3 boxes.

W x D x H (in)	W x D x H (mm)	Code	All Laminate (\$)
Left single metal pedestal bow front desks			
<i>1 pedestal on left with lock. 2 box drawers and 1 file drawer with suspension bar. Pedestal with charcoal metal body only and laminate drawer fronts on left. Pencil tray. Recessed 3/4 height modesty panel. 1 tone only.</i>			
72 x 30 x 29	1800 x 750 x 735	31N_-UM3072SA	1,415
60 x 30 x 29	1500 x 750 x 735	31N_-UM3060SA	1,394



Packaged in 2 boxes.

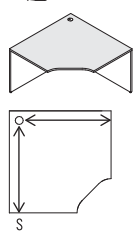
W x D x H (in)	W x D x H (mm)	Code	All Laminate (\$)
Right single metal pedestal bow front desks			
<i>1 pedestal on right with lock. 2 box drawers and 1 file drawer with suspension bar. Pedestal with charcoal metal body only and laminate drawer fronts on right. Pencil tray. Recessed 3/4 height modesty panel. 1 tone only.</i>			
72 x 30 x 29	1800 x 750 x 735	31N_-S3072UMA	1,415
60 x 30 x 29	1500 x 750 x 735	31N_-S3060UMA	1,394



Packaged in 2 boxes.

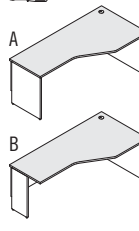
CORNER MODULES

W x D x H (in)	W x D x H (mm)	Code	All Laminate (\$)
Corner modules			
<i>Full-height modesty panel. 1 grommet. Must be attached to another surface.</i>			
48 x 48 x 29	1200 x 1200 x 735	31NN-CM4830S	759
42 x 42 x 29	1050 x 1050 x 735	31NN-CM4224S	666
36 x 36 x 29	900 x 900 x 735	31NN-CM3624S	607
36 x 36 x 29	900 x 900 x 735	31NN-CM3618S	607



Surface	R1	R2
48"/30"	25" (635 mm)	25" (635 mm)
42"/24"	25" (635 mm)	24"
36"/24"	16 5/8" (424 mm)	24"
36"/18"	25" (635 mm)	18"

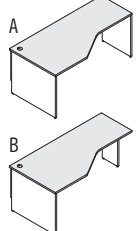
W x D x H (in)	W x D x H (mm)	Code	All Laminate (\$)
Left extended corner modules – 24" D			
<i>Recessed 3/4 height modesty panel on extended side. 1 grommet.</i>			
72 x 36 x 29	1800 x 900 x 735	31NN-CM723624_	792
66 x 36 x 29	1650 x 900 x 735	31NN-CM663624_	743



Surface	R1	R2
72"/36"	23 3/4" (591 mm)	25 3/4" (655 mm)
66"/36"	17 3/8" (441 mm)	25 3/4" (655 mm)

Specify panel legs (A, B).

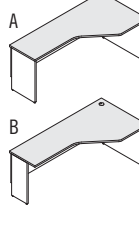
W x D x H (in)	W x D x H (mm)	Code	All Laminate (\$)
Right extended corner modules – 24" D			
<i>Recessed 3/4 height modesty panel on extended side. 1 grommet.</i>			
72 x 36 x 29	1800 x 900 x 735	31NN-CM367224_	792
66 x 36 x 29	1650 x 900 x 735	31NN-CM366624_	743



Surface	R1	R2
72"/36"	23 3/4" (591 mm)	25 3/4" (655 mm)
66"/36"	17 3/8" (441 mm)	25 3/4" (655 mm)

Specify panel legs (A, B).

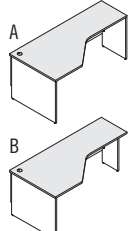
W x D x H (in)	W x D x H (mm)	Code	All Laminate (\$)
Left extended corner modules – 20" D			
<i>Recessed 3/4 height modesty panel on extended side. 1 grommet.</i>			
72 x 36 x 29	1800 x 900 x 735	31NN-CM723620_	792
66 x 36 x 29	1650 x 900 x 735	31NN-CM663620_	743



Surface	R1	R2
72"/36"	27" (687 mm)	27 7/8" (709 mm)
66"/36"	21" (536 mm)	27 7/8" (709 mm)

Specify panel legs (A, B).

W x D x H (in)	W x D x H (mm)	Code	All Laminate (\$)
Right extended corner modules – 20" D			
<i>Recessed 3/4 height modesty panel on extended side. 1 grommet.</i>			
72 x 36 x 29	1800 x 900 x 735	31NN-CM367220_	792
66 x 36 x 29	1650 x 900 x 735	31NN-CM366620_	743



Surface	R1	R2
72"/36"	27" (687 mm)	27 7/8" (709 mm)
66"/36"	21" (536 mm)	27 7/8" (709 mm)

Specify panel legs (A, B).



TABLES				All Laminate (\$)		
	W x D x H (in)	W x D x H (mm)	Code			
Rectangular tables						
<i>Steel leg, silver. Must be attached to another work surface.</i>						
	72 x 36 x 29	1800 x 900 x 735	31NN-RT3672	590		
	72 x 30 x 29	1800 x 750 x 735	31NN-RT3072	557		
	66 x 30 x 29	1650 x 750 x 735	31NN-RT3066	529		
	60 x 30 x 29	1500 x 750 x 735	31NN-RT3060	509		
	66 x 24 x 29	1650 x 600 x 735	31NN-RT2466	486		
	60 x 24 x 29	1500 x 600 x 735	31NN-RT2460	465		
48 x 24 x 29	1200 x 600 x 735	31NN-RT2448	437			
Packaged in 2 boxes.						
Rectangular tables with laminate modesty panel						
<i>Reversible. Half-height laminate modesty panel. Steel leg, silver. Must be attached to another work surface.</i>						
	72 x 36 x 29	1800 x 900 x 735	31NN-RTM3672	678		
	72 x 30 x 29	1800 x 750 x 735	31NN-RTM3072	645		
	66 x 30 x 29	1650 x 750 x 735	31NN-RTM3066	623		
	60 x 30 x 29	1500 x 750 x 735	31NN-RTM3060	600		
Packaged in 2 boxes.						
D-shaped tables						
<i>Steel leg, silver. Must be attached to another work surface.</i>						
	72 x 36 x 29	1800 x 900 x 735	31NN-BT3672	683		
	72 x 30 x 29	1800 x 750 x 735	31NN-BT3072	639		
	66 x 30 x 29	1650 x 750 x 735	31NN-BT3066	607		
	60 x 30 x 29	1500 x 750 x 735	31NN-BT3060	574		
	66 x 24 x 29	1650 x 600 x 735	31NN-BT2466	529		
	60 x 24 x 29	1500 x 600 x 735	31NN-BT2460	503		
48 x 24 x 29	1200 x 600 x 735	31NN-BT2448	475			
Packaged in 2 boxes.						
D-shaped tables with laminate modesty panel						
<i>Reversible. Half-height laminate modesty panel. Steel leg, silver. Must be attached to another work surface.</i>						
	72 x 36 x 29	1800 x 900 x 735	31NN-BTM3672	776		
	72 x 30 x 29	1800 x 750 x 735	31NN-BTM3072	732		
	66 x 30 x 29	1650 x 750 x 735	31NN-BTM3066	693		
	60 x 30 x 29	1500 x 750 x 735	31NN-BTM3060	661		
Packaged in 2 boxes.						
Rectangular tables – 30" D						
<i>3/4 height modesty panel. 1 grommet. Can accommodate 1 or 2 pedestals.</i>						
		72 x 30 x 29	1800 x 750 x 735	31NN-DT3072_	623	
		66 x 30 x 29	1650 x 750 x 735	31NN-DT3066_	590	
		60 x 30 x 29	1500 x 750 x 735	31NN-DT3060_	557	
		54 x 30 x 29	1350 x 750 x 735	31NN-DT3054_	524	
		48 x 30 x 29	1200 x 750 x 735	31NN-DT3048_	496	
		42 x 30 x 29	1050 x 750 x 735	31NN-DT3042_	475	
		36 x 30 x 29	900 x 750 x 735	31NN-DT3036_	448	
		30 x 30 x 29	750 x 750 x 735	31NN-DT3030_	420	
		24 x 30 x 29	600 x 750 x 735	31NN-DT3024_	400	
		Specify panel legs (A, BL, BR, C).				
		Rectangular tables – 24" D				
		<i>3/4 height modesty panel. 1 grommet. Can accommodate 1 or 2 pedestals.</i>				
		72 x 24 x 29	1800 x 600 x 735	31NN-DT2472_	600	
		66 x 24 x 29	1650 x 600 x 735	31NN-DT2466_	563	
		60 x 24 x 29	1500 x 600 x 735	31NN-DT2460_	529	
		54 x 24 x 29	1350 x 600 x 735	31NN-DT2454_	503	
		48 x 24 x 29	1200 x 600 x 735	31NN-DT2448_	475	
		42 x 24 x 29	1050 x 600 x 735	31NN-DT2442_	448	
		36 x 24 x 29	900 x 600 x 735	31NN-DT2436_	420	
		30 x 24 x 29	750 x 600 x 735	31NN-DT2430_	400	
		24 x 24 x 29	600 x 600 x 735	31NN-DT2424_	377	
		Specify panel legs (A, BL, BR, C).				
		Left asymmetrical tables – 30" D				
		<i>Recessed 3/4 height modesty panel. 1 grommet. 42" to 54" (1050 to 1350 mm) tables can accommodate 1 pedestal.</i>				
		Surface	R1			
		54"/30"	33" (836 mm)			
		48"/30"	27" (686 mm)			
		42"/30"	21 1/4" (536 mm)			
		36"/30"	15 1/4" (386 mm)			
		30"/30"	9 1/4" (236 mm)			
		54 x 30 x 29	1350 x 750 x 735	31NN-AT245430_	574	
		48 x 30 x 29	1200 x 750 x 735	31NN-AT244830_	541	
		42 x 30 x 29	1050 x 750 x 735	31NN-AT244230_	519	
		36 x 30 x 29	900 x 750 x 735	31NN-AT243630_	496	
		30 x 30 x 29	750 x 750 x 735	31NN-AT243030_	475	
		Specify panel legs (B, C).				
Right asymmetrical tables – 30" D						
<i>Recessed 3/4 height modesty panel. 1 grommet. 42" to 54" (1050 to 1350 mm) tables can accommodate 1 pedestal.</i>						
		Surface	R1			
		54"/30"	33" (836 mm)			
		48"/30"	27" (686 mm)			
		42"/30"	21 1/4" (536 mm)			
		36"/30"	15 1/4" (386 mm)			
		30"/30"	9 1/4" (236 mm)			
		54 x 30 x 29	1350 x 750 x 735	31NN-AT305424_	574	
		48 x 30 x 29	1200 x 750 x 735	31NN-AT304824_	541	
		42 x 30 x 29	1050 x 750 x 735	31NN-AT304224_	519	
		36 x 30 x 29	900 x 750 x 735	31NN-AT303624_	496	
		30 x 30 x 29	750 x 750 x 735	31NN-AT303024_	475	
		Specify panel legs (B, C).				
Left asymmetrical tables – 24" D						
<i>Recessed 3/4 height modesty panel. 1 grommet. 42" to 54" (1050 to 1350 mm) tables can accommodate 1 pedestal.</i>						
		Surface	R1			
		54"/24"	33" (836 mm)			
		48"/24"	27" (686 mm)			
		42"/24"	21 1/4" (536 mm)			
		36"/24"	15 1/4" (386 mm)			
		30"/24"	9 1/4" (236 mm)			
		54 x 24 x 29	1350 x 600 x 735	31NN-AT185424_	541	
		48 x 24 x 29	1200 x 600 x 735	31NN-AT184824_	519	
		42 x 24 x 29	1050 x 600 x 735	31NN-AT184224_	496	
		36 x 24 x 29	900 x 600 x 735	31NN-AT183624_	475	
		30 x 24 x 29	750 x 600 x 735	31NN-AT183024_	448	
		Specify panel legs (B, C).				

2-TONE LAMINATE APPLICATION: SHADED AREA CORRESPONDS TO THE FIRST CODE TO BE SPECIFIED. SECOND LAMINATE CODE WILL BE APPLIED TO THE REST OF THE PRODUCT.

= QUICKSHIP = ASSEMBLY REQUIRED



Right asymmetrical tables – 24" D

Recessed ³/₄ height modesty panel. 1 grommet. 42" to 54" (1050 to 1350 mm) tables can accommodate 1 pedestal.

W x D x H (in)	W x D x H (mm)	Code	All Laminate (\$)
54" x 24" x 29"	1350 x 600 x 735	31NN-AT245418	541
48" x 24" x 29"	1200 x 600 x 735	31NN-AT244818	519
42" x 24" x 29"	1050 x 600 x 735	31NN-AT244218	496
36" x 24" x 29"	900 x 600 x 735	31NN-AT243618	475
30" x 24" x 29"	750 x 600 x 735	31NN-AT243018	448

Specify panel legs (B, C).

Additional full width legs

1 tone only. L at the end of the code: left leg; R at the end of the code: right leg.

30 x 1 x 27½	706 x 25 x 698	3NNN-L30L	147
30 x 1 x 27½	706 x 25 x 698	3NNN-L30R	147
24 x 1 x 27½	556 x 25 x 698	3NNN-L24L	137
24 x 1 x 27½	556 x 25 x 698	3NNN-L24R	137
20 x 1 x 27½	456 x 25 x 698	3NNN-L20L	126
20 x 1 x 27½	456 x 25 x 698	3NNN-L20R	126

Additional recessed legs

1 tone only. L at the end of the code: left leg; R at the end of the code: right leg.

12 x 1 x 27½	300 x 25 x 698	3NNN-L12L	114
12 x 1 x 27½	300 x 25 x 698	3NNN-L12R	114

CRENZAS

Left lateral file credenzas

2 file drawers on left with suspension bars. Lock. Recessed, full-height modesty panel.

72 x 24 x 29	1800 x 600 x 735	31N_-LF2472S	1,212
66 x 24 x 29	1650 x 600 x 735	31N_-LF2466S	1,147
60 x 24 x 29	1500 x 600 x 735	31N_-LF2460S	1,098
72 x 20 x 29	1800 x 500 x 735	31N_-LF2072S	1,125
66 x 20 x 29	1650 x 500 x 735	31N_-LF2066S	1,070
60 x 20 x 29	1500 x 500 x 735	31N_-LF2060S	1,016

Specify the handle code (E, F).

Right lateral file credenzas

2 file drawers on right with suspension bars. Lock. Recessed, full-height modesty panel.

72 x 24 x 29	1800 x 600 x 735	31N_-S2472LF	1,212
66 x 24 x 29	1650 x 600 x 735	31N_-S2466LF	1,147
60 x 24 x 29	1500 x 600 x 735	31N_-S2460LF	1,098
72 x 20 x 29	1800 x 500 x 735	31N_-S2072LF	1,125
66 x 20 x 29	1650 x 500 x 735	31N_-S2066LF	1,070
60 x 20 x 29	1500 x 500 x 735	31N_-S2060LF	1,016

Specify the handle code (E, F).

Left lateral file credenzas with open storage

Open space and 1 file drawer with suspension bar on left. Lock. Recessed ³/₄ height modesty panel.

72 x 24 x 29	1800 x 600 x 735	31N_-SLF2472S	1,010
66 x 24 x 29	1650 x 600 x 735	31N_-SLF2466S	973
60 x 24 x 29	1500 x 600 x 735	31N_-SLF2460S	924
72 x 20 x 29	1800 x 500 x 735	31N_-SLF2072S	946
66 x 20 x 29	1650 x 500 x 735	31N_-SLF2066S	924
60 x 20 x 29	1500 x 500 x 735	31N_-SLF2060S	901

Specify the handle code (E, F).

Right lateral file credenzas with open storage

Open space and 1 file drawer with suspension bar on right. Lock. Recessed ³/₄ height modesty panel.

72 x 24 x 29	1800 x 600 x 735	31N_-S2472SLF	1,010
66 x 24 x 29	1650 x 600 x 735	31N_-S2466SLF	973
60 x 24 x 29	1500 x 600 x 735	31N_-S2460SLF	924
72 x 20 x 29	1800 x 500 x 735	31N_-S2072SLF	946
66 x 20 x 29	1650 x 500 x 735	31N_-S2066SLF	924
60 x 20 x 29	1500 x 500 x 735	31N_-S2060SLF	901

Specify the handle code (E, F).

Left open bookcase credenzas

Adjustable shelf. Recessed, full-height modesty panel.

72 x 24 x 29	1800 x 600 x 735	31NN-BE2472S	1,000
66 x 24 x 29	1650 x 600 x 735	31NN-BE2466S	979
60 x 24 x 29	1500 x 600 x 735	31NN-BE2460S	956
72 x 20 x 29	1800 x 500 x 735	31NN-BE2072S	939
66 x 20 x 29	1650 x 500 x 735	31NN-BE2066S	918
60 x 20 x 29	1500 x 500 x 735	31NN-BE2060S	896

Right open bookcase credenzas

Adjustable shelf. Recessed full-height modesty panel.

72 x 24 x 29	1800 x 600 x 735	31NN-S2472BE	1,000
66 x 24 x 29	1650 x 600 x 735	31NN-S2466BE	979
60 x 24 x 29	1500 x 600 x 735	31NN-S2460BE	956
72 x 20 x 29	1800 x 500 x 735	31NN-S2072BE	939
66 x 20 x 29	1650 x 500 x 735	31NN-S2066BE	918
60 x 20 x 29	1500 x 500 x 735	31NN-S2060BE	896

Left pedestal credenzas

1 pedestal on left with lock. 1 box drawer and 1 file drawer with suspension bar. Pencil tray. Recessed ³/₄ height modesty panel.

72 x 24 x 29	1800 x 600 x 735	31N_-F2472S	863
66 x 24 x 29	1650 x 600 x 735	31N_-F2466S	842
60 x 24 x 29	1500 x 600 x 735	31N_-F2460S	820
72 x 20 x 29	1800 x 500 x 735	31N_-F2072S	836
66 x 20 x 29	1650 x 500 x 735	31N_-F2066S	815
60 x 20 x 29	1500 x 500 x 735	31N_-F2060S	797

Specify the handle code (E, F).

Right pedestal credenzas

1 pedestal on right with lock. 1 box drawer and 1 file drawer with suspension bar. Pencil tray. Recessed ³/₄ height modesty panel.

72 x 24 x 29	1800 x 600 x 735	31N_-S2472F	863
66 x 24 x 29	1650 x 600 x 735	31N_-S2466F	842
60 x 24 x 29	1500 x 600 x 735	31N_-S2460F	820
72 x 20 x 29	1800 x 500 x 735	31N_-S2072F	836
66 x 20 x 29	1650 x 500 x 735	31N_-S2066F	815
60 x 20 x 29	1500 x 500 x 735	31N_-S2060F	797

Specify the handle code (E, F).

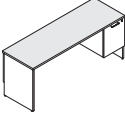
Left single pedestal credenzas – inner drawers

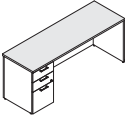
1 pedestal on left with lock. Pedestal with full-height front concealing 1 box drawer and 1 file drawer with suspension bar. Pencil tray. Recessed ³/₄ height modesty panel.

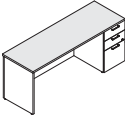
72 x 24 x 29	1800 x 600 x 735	31N_-IF2472S	782
66 x 24 x 29	1650 x 600 x 735	31N_-IF2466S	765
60 x 24 x 29	1500 x 600 x 735	31N_-IF2460S	743
72 x 20 x 29	1800 x 500 x 735	31N_-IF2072S	759
66 x 20 x 29	1650 x 500 x 735	31N_-IF2066S	737
60 x 20 x 29	1500 x 500 x 735	31N_-IF2060S	727

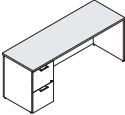
Specify the handle code (E, F).

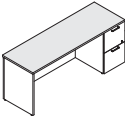


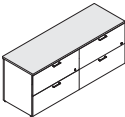
	W x D x H (in)	W x D x H (mm)	Code	All Laminate (\$)
Right single pedestal credenzas – inner drawers	1 pedestal on right with lock. Pedestal with full-height front concealing 1 box drawer and 1 file drawer with suspension bar. Pencil tray. Recessed 3/4 height modesty panel.			
	72 x 24 x 29	1800 x 600 x 735	31N_-S2472IF	782
	66 x 24 x 29	1650 x 600 x 735	31N_-S2466IF	765
	60 x 24 x 29	1500 x 600 x 735	31N_-S2460IF	743
	72 x 20 x 29	1800 x 500 x 735	31N_-S2072IF	759
	66 x 20 x 29	1650 x 500 x 735	31N_-S2066IF	737
	60 x 20 x 29	1500 x 500 x 735	31N_-S2060IF	727
Specify the handle code (E, F).				

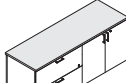
	W x D x H (in)	W x D x H (mm)	Code	All Laminate (\$)
Left pedestal credenzas – low profile	1 pedestal on left with lock. 2 box drawers and 1 file drawer with suspension bar. Pencil tray. Recessed, full-height modesty panel.			
	72 x 24 x 29	1800 x 600 x 735	31N_-UF2472S	1,083
	66 x 24 x 29	1650 x 600 x 735	31N_-UF2466S	1,049
	60 x 24 x 29	1500 x 600 x 735	31N_-UF2460S	1,028
	72 x 20 x 29	1800 x 500 x 735	31N_-UF2072S	1,049
	66 x 20 x 29	1650 x 500 x 735	31N_-UF2066S	1,028
	60 x 20 x 29	1500 x 500 x 735	31N_-UF2060S	1,005
Specify the handle code (E, F).				

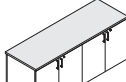
	W x D x H (in)	W x D x H (mm)	Code	All Laminate (\$)
Right pedestal credenzas – low profile	1 pedestal on right with lock. 2 box drawers and 1 file drawer with suspension bar. Pencil tray. Recessed, full-height modesty panel.			
	72 x 24 x 29	1800 x 600 x 735	31N_-S2472UF	1,083
	66 x 24 x 29	1650 x 600 x 735	31N_-S2466UF	1,049
	60 x 24 x 29	1500 x 600 x 735	31N_-S2460UF	1,028
	72 x 20 x 29	1800 x 500 x 735	31N_-S2072UF	1,049
	66 x 20 x 29	1650 x 500 x 735	31N_-S2066UF	1,028
	60 x 20 x 29	1500 x 500 x 735	31N_-S2060UF	1,005
Specify the handle code (E, F).				

	W x D x H (in)	W x D x H (mm)	Code	All Laminate (\$)
Left pedestal credenzas – low profile	1 pedestal on left with lock. 2 file drawers with suspension bars. Recessed, full-height modesty panel.			
	72 x 24 x 29	1800 x 600 x 735	31N_-FF2472S	1,010
	66 x 24 x 29	1650 x 600 x 735	31N_-FF2466S	994
	60 x 24 x 29	1500 x 600 x 735	31N_-FF2460S	979
	72 x 20 x 29	1800 x 500 x 735	31N_-FF2072S	989
	66 x 20 x 29	1650 x 500 x 735	31N_-FF2066S	973
	60 x 20 x 29	1500 x 500 x 735	31N_-FF2060S	946
Specify the handle code (E, F).				


	W x D x H (in)	W x D x H (mm)	Code	All Laminate (\$)
Right pedestal credenzas – low profile	1 pedestal on right with lock. 2 file drawers with suspension bars. Recessed, full-height modesty panel.			
	72 x 24 x 29	1800 x 600 x 735	31N_-S2472FF	1,010
	66 x 24 x 29	1650 x 600 x 735	31N_-S2466FF	994
	60 x 24 x 29	1500 x 600 x 735	31N_-S2460FF	979
	72 x 20 x 29	1800 x 500 x 735	31N_-S2072FF	989
	66 x 20 x 29	1650 x 500 x 735	31N_-S2066FF	973
	60 x 20 x 29	1500 x 500 x 735	31N_-S2060FF	946
Specify the handle code (E, F).				


	W x D x H (in)	W x D x H (mm)	Code	All Laminate (\$)
Lateral file credenza	4 file drawers with suspension bars. Locks.			
	72 x 24 x 29	1800 x 600 x 735	31N_-LF2472LF	1,738
Specify the handle code (E, F).				


	W x D x H (in)	W x D x H (mm)	Code	All Laminate (\$)
Lateral file/bookcase credenzas	2 file drawers with suspension bars. Bookcase unit with doors and adjustable shelf. Locks.			
	72 x 24 x 29	1800 x 600 x 735	31N_-LF2472B	1,410
	72 x 20 x 29	1800 x 500 x 735	31N_-LF2072B	1,301
Specify the handle code (E, F).				


	W x D x H (in)	W x D x H (mm)	Code	All Laminate (\$)
Bookcase credenzas	2 bookcase units with doors. 1 adjustable shelf on each side. Locks.			
	72 x 24 x 29	1800 x 600 x 735	31N_-B2472B	1,273
	72 x 20 x 29	1800 x 500 x 735	31N_-B2072B	1,169
Specify the handle code (E, F).				


RETURNS

	W x D x H (in)	W x D x H (mm)	Code	All Laminate (\$)
Left executive returns	1 pedestal on left with lock. 1 box drawer and 1 file drawer with suspension bar. Pencil tray. Recessed 3/4 height modesty panel. Grommet.			
	48 x 24 x 29	1200 x 600 x 735	31N_-F2448R	727
	42 x 24 x 29	1050 x 600 x 735	31N_-F2442R	683
	48 x 20 x 29	1200 x 500 x 735	31N_-F2048R	688
	42 x 20 x 29	1050 x 500 x 735	31N_-F2042R	666
Specify the handle code (E, F).				

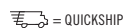
	W x D x H (in)	W x D x H (mm)	Code	All Laminate (\$)
Right executive returns	1 pedestal on right with lock. 1 box drawer and 1 file drawer with suspension bar. Pencil tray. Recessed 3/4 height modesty panel. Grommet.			
	48 x 24 x 29	1200 x 600 x 735	31N_-R2448F	727
	42 x 24 x 29	1050 x 600 x 735	31N_-R2442F	683
	48 x 20 x 29	1200 x 500 x 735	31N_-R2048F	688
	42 x 20 x 29	1050 x 500 x 735	31N_-R2042F	666
Specify the handle code (E, F).				

	W x D x H (in)	W x D x H (mm)	Code	All Laminate (\$)
Left executive returns – inner drawers	1 pedestal on left with lock. Pedestal with full-height front concealing 1 box drawer and 1 file drawer with suspension bar. Pencil tray. Recessed 3/4 height modesty panel. Grommet.			
	48 x 24 x 29	1200 x 600 x 735	31N_-IF2448R	673
	42 x 24 x 29	1050 x 600 x 735	31N_-IF2442R	628
	48 x 20 x 29	1200 x 500 x 735	31N_-IF2048R	633
	42 x 20 x 29	1050 x 500 x 735	31N_-IF2042R	618
Specify the handle code (E, F).				

	W x D x H (in)	W x D x H (mm)	Code	All Laminate (\$)
Right executive returns – inner drawers	1 pedestal on right with lock. Pedestal with full-height front concealing 1 box drawer and 1 file drawer with suspension bar. Pencil tray. Recessed 3/4 height modesty panel. Grommet.			
	48 x 24 x 29	1200 x 600 x 735	31N_-R2448F	673
	42 x 24 x 29	1050 x 600 x 735	31N_-R2442F	628
	48 x 20 x 29	1200 x 500 x 735	31N_-R2048F	633
	42 x 20 x 29	1050 x 500 x 735	31N_-R2042F	618
Specify the handle code (E, F).				

	W x D x H (in)	W x D x H (mm)	Code	All Laminate (\$)
Left executive returns – low profile	1 pedestal on left with lock. 2 box drawers and 1 file drawer with suspension bar. Pencil tray. Recessed, full-height modesty panel. Grommet.			
	48 x 24 x 29	1200 x 600 x 735	31N_-UF2448R	973
	42 x 24 x 29	1050 x 600 x 735	31N_-UF2442R	912
	48 x 20 x 29	1200 x 500 x 735	31N_-UF2048R	918
	42 x 20 x 29	1050 x 500 x 735	31N_-UF2042R	891
Specify the handle code (E, F).				

2-TONE LAMINATE APPLICATION: SHADED AREA CORRESPONDS TO THE FIRST CODE TO BE SPECIFIED. SECOND LAMINATE CODE WILL BE APPLIED TO THE REST OF THE PRODUCT.



USA – JANUARY 2017



	W x D x H (in)	W x D x H (mm)	Code	All Laminate (\$)
	<i>Open bookcase, 2 adjustable shelves. 2 file drawers with suspension bars. Lock on drawers. 1 tone only.</i>			
	36 x 24 x 73	900 x 600 x 1834	3NN_-243673LFE	1,290
	36 x 20 x 73	900 x 500 x 1834	3NN_-203673LFE	1,235
	36 x 24 x 65	900 x 600 x 1635	3NN_-243665LFE	1,246
	36 x 20 x 65	900 x 500 x 1635	3NN_-203665LFE	1,197
Specify the handle code (E, F).				

	W x D x H (in)	W x D x H (mm)	Code	All Laminate (\$)
	<i>Bookcase with door, 2 adjustable shelves. 2 file drawers with suspension bars. Lock on drawers. Reversible door. 1 tone only.</i>			
	24 x 24 x 73	600 x 600 x 1834	3NN_-242473FB	1,174
	24 x 20 x 73	600 x 500 x 1834	3NN_-202473FB	1,125
	24 x 24 x 65	600 x 600 x 1635	3NN_-242465FB	1,137
	24 x 20 x 65	600 x 500 x 1635	3NN_-202465FB	1,098
Specify the handle code (E, F).				

	W x D x H (in)	W x D x H (mm)	Code	All Laminate (\$)
	<i>3 adjustable shelves. 1 full-width fixed shelf. Full-width clothes hanger bar. 1 tone only.</i>			
	36 x 24 x 73	900 x 600 x 1834	3NN_-243673B	1,316
	36 x 20 x 73	900 x 500 x 1834	3NN_-203673B	1,218
	36 x 24 x 65	900 x 600 x 1635	3NN_-243665B	1,246
	36 x 20 x 65	900 x 500 x 1635	3NN_-203665B	1,137
Specify the handle code (E, F).				

	W x D x H (in)	W x D x H (mm)	Code	All Laminate (\$)
	<i>3 adjustable shelves. 1 full-width fixed shelf. Full-width clothes hanger bar. Reversible door. 1 tone only.</i>			
	24 x 24 x 73	600 x 600 x 1834	3NN_-242473B	1,010
	24 x 20 x 73	600 x 500 x 1834	3NN_-202473B	956
	24 x 24 x 65	600 x 600 x 1635	3NN_-242465B	956
	24 x 20 x 65	600 x 500 x 1635	3NN_-202465B	906
Specify the handle code (E, F).				

	W x D x H (in)	W x D x H (mm)	Code	All Laminate (\$)
	<i>73" to 65": 3 adjustable shelves, 1 fixed shelf. 48": 2 adjustable shelves. 1 tone only.</i>			
	36 x 14 x 73	900 x 350 x 1834	3NNN-B367314	650
	36 x 14 x 65	900 x 350 x 1635	3NNN-B366514	607
	36 x 14 x 48	900 x 350 x 1212	3NNN-B364814	541

	W x D x H (in)	W x D x H (mm)	Code	All Laminate (\$)
	<i>1 tone only.</i>			
	34 x 13 x 5/8	864 x 330 x 16	3NNN-TB3614	104

PEDESTALS

	W x D x H (in)	W x D x H (mm)	Code	All Laminate (\$)
	<i>2 box drawers, 1 file drawer with suspension bar. Lock. Pencil tray. Must be installed under a work surface. 1 tone only.</i>			
	15 x 18 x 28	388 x 448 x 711	3NN_-P1518UFL	705
Specify the handle code (E, F).				

	W x D x H (in)	W x D x H (mm)	Code	All Laminate (\$)
	<i>2 file drawers with suspension bars. Lock. Must be installed under a work surface. 1 tone only.</i>			
	15 x 18 x 28	388 x 448 x 711	3NN_-P1518FFL	678
Specify the handle code (E, F).				

	W x D x H (in)	W x D x H (mm)	Code	All Laminate (\$)
	<i>1 box drawer, 1 file drawer with suspension bar. Lock. Pencil tray. Must be installed under a work surface. 1 tone only.</i>			
	15 x 18 x 19 1/4	388 x 448 x 489	3NN_-F	623
Specify the handle code (E, F).				

	W x D x H (in)	W x D x H (mm)	Code	All Laminate (\$)
	<i>Pedestal with full-height front concealing 1 box drawer and 1 file drawer with suspension bar. Lock. Pencil tray. Must be installed under a work surface. 1 tone only.</i>			
	15 x 18 x 19 1/4	388 x 448 x 489	3NN_-IF	509
Specify the handle code (E, F).				

	W x D x H (in)	W x D x H (mm)	Code	All Laminate (\$)
	<i>2 box drawers, 1 file drawer with suspension bar. Pedestal with charcoal metal body only and laminate drawer fronts. Lock. Pencil tray. Must be installed under a work surface.</i>			
	15 x 22 x 28	372 x 540 x 711	3NN_-PM1522UFL	519
Specify the handle code (E, F).				

	W x D x H (in)	W x D x H (mm)	Code	All Laminate (\$)
	<i>2 file drawers with suspension bars. Pedestal with charcoal metal body only and laminate drawer fronts. Lock. Must be installed under a work surface.</i>			
	15 x 22 x 28	372 x 540 x 711	3NN_-PM1522FFL	496
Specify the handle code (E, F).				

	W x D x H (in)	W x D x H (mm)	Code	All Laminate (\$)
	<i>1 box drawer and 1 file drawer with suspension bar. Pencil tray. Lock. Charcoal metal body only and laminate drawer front. Must be installed under a work surface. 1 tone only.</i>			
	15 x 22 x 19 1/2	372 x 540 x 496	3NN_-MF	475
Specify the handle code (E, F).				

	W x D x H (in)	W x D x H (mm)	Code	All Laminate (\$)
	<i>2 box drawers, 1 file drawer with suspension bar. Brakes on front casters. Lock. Pencil tray. Fits under a work surface. 1 tone only.</i>			
	15 x 18 x 27 1/8	390 x 450 x 689	3NN_-MP1518UF	765
Specify the handle code (E, F).				

	W x D x H (in)	W x D x H (mm)	Code	All Laminate (\$)
	<i>2 box drawers, 1 file drawer with suspension bar. Brakes on front casters. Lock. Pencil tray. Fits under a work surface. 1 tone only.</i>			
	15 x 22 x 27 1/8	390 x 550 x 689	3NN_-MP1522UF	820
Specify the handle code (E, F).				

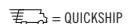
	W x D x H (in)	W x D x H (mm)	Code	All Laminate (\$)
	<i>2 file drawers with suspension bars. Brakes on front casters. Lock. Fits under a work surface. 1 tone only.</i>			
	15 x 22 x 27 1/8	390 x 550 x 689	3NN_-MP1522FF	792
Specify the handle code (E, F).				

	W x D x H (in)	W x D x H (mm)	Code	All Laminate (\$)
	<i>1 box drawer, 1 file drawer with suspension bar. Brakes on front casters. Lock. Pencil tray. Fits under a work surface. 1 tone only.</i>			
	15 x 18 x 20 3/4	390 x 450 x 527	3NN_-MP1518F	721
Specify the handle code (E, F).				

	W x D x H (in)	W x D x H (mm)	Code	All Laminate (\$)
	<i>1 box drawer, 1 file drawer with suspension bar. Pencil tray. Brakes on front casters. Lock. Fits under a work surface. 1 tone only.</i>			
	15 x 22 x 20 3/4	390 x 550 x 527	3NN_-MP1522F	705
Specify the handle code (E, F).				

	W x D x H (in)	W x D x H (mm)	Code	All Laminate (\$)
	<i>Pedestal with full-height front concealing 1 box drawer and 1 file drawer with suspension bar. Brakes on front casters. Lock. Pencil tray. Fits under a work surface. 1 tone only.</i>			
	15 x 18 x 20 3/4	390 x 450 x 527	3NN_-MP1518IF	600
Specify the handle code (E, F).				

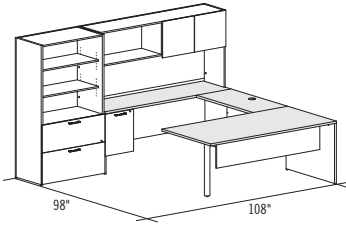
2-TONE LAMINATE APPLICATION: SHADED AREA CORRESPONDS TO THE FIRST CODE TO BE SPECIFIED. SECOND LAMINATE CODE WILL BE APPLIED TO THE REST OF THE PRODUCT.





SUGGESTIONS

31NE-PLAN01



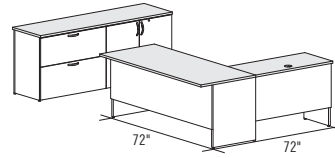
Plan shown in Concept 300 Flyer:

31NE-PLAN01 **\$3,655**

- 1 31NN-RTM3672
- 1 31NN-BR2042
- 1 31NE-IF2072S
- 1 3NNN-E723616PR
- 1 3NNE-203665LFE

Square pull (E).

31NF-PLAN03



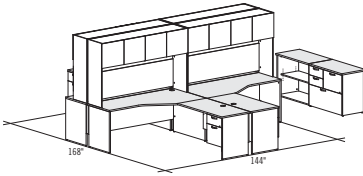
Plan shown in Concept 300 Flyer:

31NF-PLAN03 **\$2,841**

- 1 31NF-S3072F
- 1 31NF-IF2042R
- 1 31NF-LF2072B

Round pull (F).

31NF-PLAN02



Plan shown in Concept 300 Flyer:

31NF-PLAN02 **\$11,783**

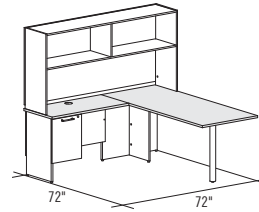
- 2 31NN-CM723624A
- 2 31NN-CM367224A
- 2 31NF-F2448R
- 2 31NF-R2448F
- 4 3NNN-E724416P
- 1 31NF-2036CO
- 1 31NN-2036BE

Round pull (F).

Options **\$13,271**

- 4 LGC-TK7019E

31NE-PLAN04



Plan shown in Concept 300 Flyer:

31NE-PLAN04 **\$1,797**

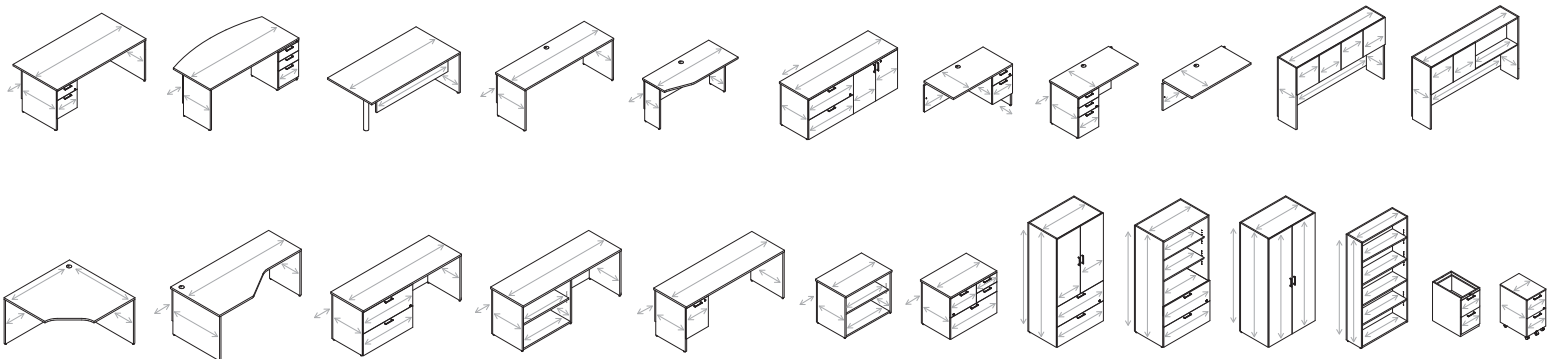
- 1 31NN-RT3072
- 1 31NE-IF2042R
- 1 3NNN-E723616

Square pull (E).

Options **\$2,158**

- 1 LGC-TK7015E

TYPICAL WOOD GRAIN DIRECTION FOR CONCEPT 300:



2-TONE LAMINATE APPLICATION: SHADED AREA CORRESPONDS TO THE FIRST CODE TO BE SPECIFIED. SECOND LAMINATE CODE WILL BE APPLIED TO THE REST OF THE PRODUCT.

= QUICKSHIP

= ASSEMBLY REQUIRED

USA - JANUARY 2017



READY TO SHIP IN 5 DAYS!

All C.A. products and suggested layouts are part of the **Lacasse quick delivery program**.

For complete program details, please refer to page 3 of the February 2015 Lacasse Price Book.



EDGEBANDING

Furniture with 1" (25 mm) thick tops.

N EDGE



Smooth 1/8" (3 mm) thick edge.

The **N edge is matched with the finish specified for the surface.**

HANDLE

Metal handle.


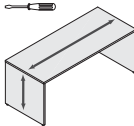
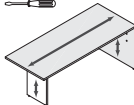
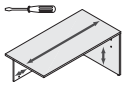
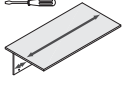
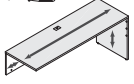
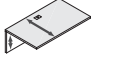

E – Square, Silver



REVERSIBLE



All C.A. storage and work surfaces are reversible and fit together left or right. A big plus if you change your space... or change your mind!

	W x D x H (in)	W x D x H (mm)	Code	 Price (\$)
Desk shell 	<i>Recessed half-height modesty panel.</i>			
	72 x 30 x 29	1800 x 750 x 735	CA1NN-TDM3072	557
Rectangular table with modesty panel 	<i>Reversible. Half-height laminate modesty panel.</i>			
	72 x 30 x 29	1800 x 750 x 735	CA1NN-RTM3072	524
Rectangular surface-return with modesty panel 	<i>Reversible. Recessed half-height modesty panel. Can accommodate 1 modular pedestal or 1 lateral file unit.</i>			
	60 x 30 x 29	1500 x 750 x 735	CA1NN-RTS3060	410
Rectangular surface with modesty panel 	<i>Recessed half-height modesty panel. Can accommodate 2 modular pedestals or 2 lateral file units.</i>			
	60 x 30 x 29	1500 x 750 x 735	CA1NN-BD3060	333
Return shells 	<i>Reversible. Recessed half-height modesty panel. Can accommodate 1 modular pedestal or 1 lateral file unit. Grommet.</i>			
	72 x 24 x 29	1800 x 600 x 735	CA1NS-R2472S	392
	60 x 24 x 29	1500 x 600 x 735	CA1NS-R2460S	382
	48 x 24 x 29	1200 x 600 x 735	CA1NS-R2448S	366
Bridge-return 	<i>Reversible. Recessed half-height modesty panel. Grommet.</i>			
	42 x 24 x 29	1050 x 600 x 735	CA1NS-BR2442	251
Modular pedestal 	<i>2 box drawers, 1 file drawer with suspension bar. Pencil tray. Lock. Must be installed under a surface. Snow (SNO) finish only.</i>			
	16 x 23 x 28	400 x 598 x 713	CANES-P1623UFL	678



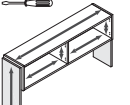
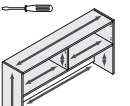
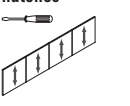
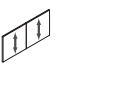
CODIFICATION

Series	Options		
	Thickness	Handle	Accent color
CA	1 Thermofused laminate 1"	E Square	S Silver

IMPORTANT

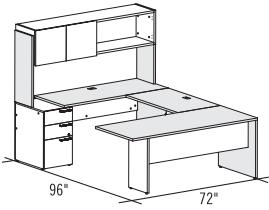
All LACASSE laminate colors are available except for the modular pedestal and the lateral file unit which come in Snow (SNO) finish only. All furniture is shipped ready-to-assemble, except the modular pedestal and the lateral file unit which ship assembled.

Casegoods are made of particleboard panels finished on both sides with mar-resistant high-performance thermofused laminate (45 lbs/ft³). The black full extension ball bearing suspensions have a load capacity of 100 lbs to 150 lbs depending on the type of drawer. The lateral file unit has an anti-tipping system. All door hinges are 110°. Levelers allow up to 1 1/2" (38 mm) height adjustment.

	W x D x H (in)	W x D x H (mm)	Code	 Price (\$)
Lateral file unit 	<i>2 file drawers with suspension bar. Lock. Can be used freestanding or can be installed under a surface. Snow (SNO) finish only.</i>			
	36 x 23 x 28	900 x 598 x 713	CANES-2336LFL	869
Hutches with open back, adjustable sides – 36" H 	<i>Clearance: 19 1/16" (488 mm). Side panels allow up to 1" (25 mm) height adjustment. Can accommodate a set of 2 or 4 doors.</i>			
	72 x 16 x 36	1800 x 400 x 900	CANNN-EA723616	547
	60 x 16 x 36	1500 x 400 x 900	CANNN-EA603616	524
Hutches with closed back – 36" H 	<i>Clearance: 19 1/16" (488 mm). Grommet on the back. Can accommodate a set of 2 or 4 doors.</i>			
	72 x 16 x 36	1800 x 400 x 900	CANNN-E723616	547
	60 x 16 x 36	1800 x 400 x 900	CANNN-E603616	524
Sets of 4 doors for hutches 	<i>Hardware included.</i>			
	<i>For hutches with open back.</i>			
	72 x 16 x %	1800 x 400 x 16	CANNN-EA72P4	229
	60 x 16 x %	1500 x 400 x 16	CANNN-EA60P4	218
	<i>For hutches with closed back.</i>			
	72x 16 x %	1800 x 400 x 16	CANNN-E72P4	229
	60 x 16 x %	1500 x 400 x 16	CANNN-E60P4	218
Sets of 2 doors for hutches 	<i>Hardware included.</i>			
	<i>For hutches with open back.</i>			
	36 x 16 x %	900 x 400 x 16	CANNN-EA72P2	114
	30 x 16 x %	750 x 400 x 16	CANNN-EA60P2	109
	<i>For hutches with closed back.</i>			
	36 x 16 x %	900 x 400 x 16	CANNN-E72P2	114
	30 x 16 x %	750 x 400 x 16	CANNN-E60P2	109

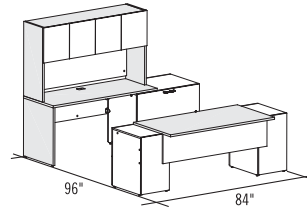
SUGGESTIONS

CA-PLAN01



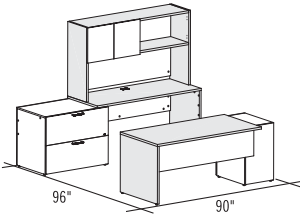
QSCA1ES-PLAN01	\$2,497
1 QSCA1NN-RTM3072	
1 QSCA1NS-BR2442	
1 QSCA1NS-R2472S	
1 QSCANES-P1623UFL	
1 QSCANNN-EA723616	
1 QSCANNN-EA72P2	

CA-PLAN03



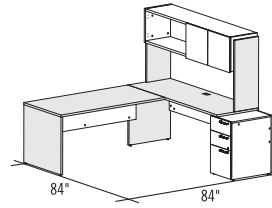
QSCA1ES-PLAN03	\$3,682
1 QSCA1NN-BD3060	
2 QSCANES-P1623UFL	
1 QSCA1NS-R2472S	
1 QSCANES-2336LFL	
1 QSCANNN-E603616	
1 QSCANNN-E60P4	

CA-PLAN02



QSCA1ES-PLAN02	\$2,973
1 QSCA1NN-RTS3060	
1 QSCANES-P1623UFL	
1 QSCA1NS-R2472S	
1 QSCANES-2336LFL	
1 QSCANNN-E603616	
1 QSCANNN-E60P2	

CA-PLAN04



QSCA1ES-PLAN04	\$2,141
1 QSCA1NN-RTS3060	
1 QSCANES-P1623UFL	
1 QSCA1NS-R2472S	
1 QSCANNN-EA723616	
1 QSCANNN-EA72P2	

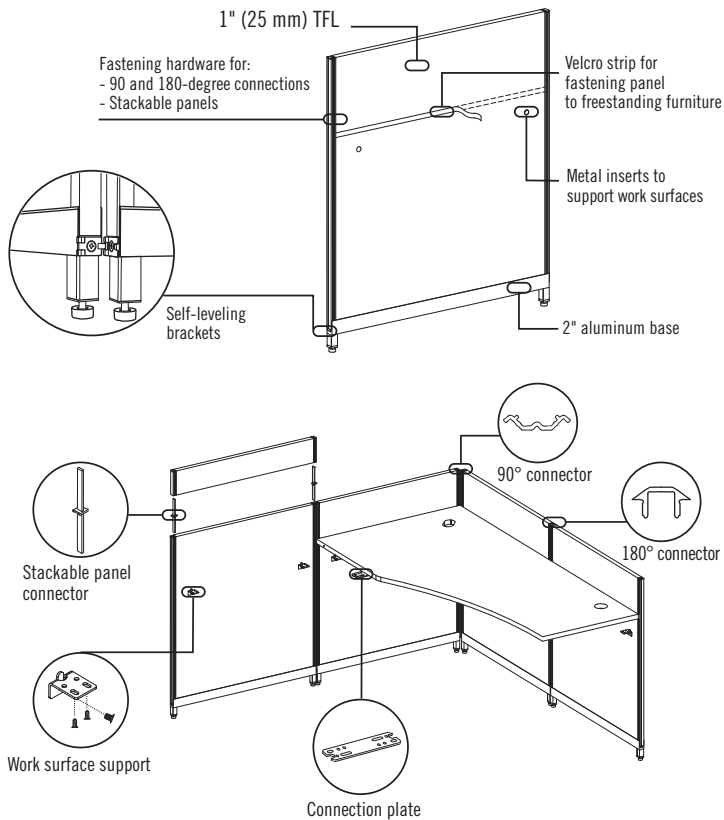
PANGRAM

PANGRAM IS THE PERFECT SOLUTION FOR WORKSPACE DIVISION NEEDS

Panels provide affordable privacy and support for work surfaces and accessories. This well-designed laminate panel system focuses on ease of use, flexibility and modularity. Compatible with PanGram surfaces and all other Lacasse laminate series.

SPECIFICATIONS AND CONSTRUCTION


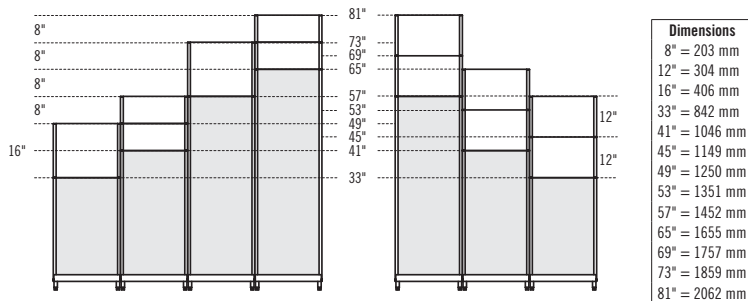
PANEL CONSTRUCTION




PANEL & STACKABLE PANEL HEIGHT COMBINATIONS

Base panels are available in heights of 33" to 65" (837 to 1650 mm) and are available in all Lacasse laminate finishes.

Stackable panels are available in a choice of laminate, fabric or translucent material.




180° PVC connectors fit snugly in the grooves of the panel end moldings for a tight link between panels in a straight line.



The end molding and the top cap have inverted slots that self-align the panels.



A 90° PVC connecting strip is used to attach two, three or four panels together, for corner, T plan or cluster application.



Accent translucent panels are easily installed.




Install accessories with metal support (pencil tray, rail, shelf) at the right height before installing the next stackable panel.




An adhesive channel is available to manage power and communication cables.



Replace a leveler by a stabilizer foot at the end of an unattached run of panels.



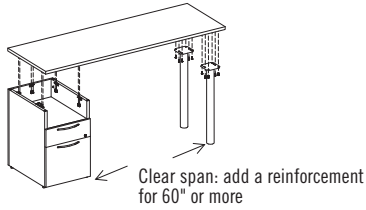
Start a panel run from a wall, a pillar... Screw the wall-starter, snap a 180° connector between the starter and the panel, *et voilà!* Really simple, isn't it?



SURFACES

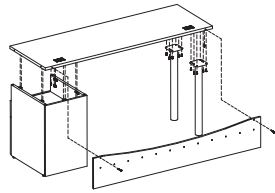
Surfaces without GR in their product code are neither equipped with grommets nor pre-drilled along the edges.

Metal-on-metal assembly.



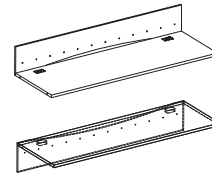
GR SURFACES

When GR is specified in the surface product code, one or more grommets are added. In addition, pre-drillings along the edges enables compatibility with SC screens.



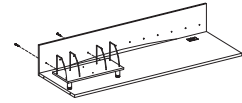
SC SCREENS

SC screens may be installed and positioned as modesty panels or as privacy screens, according to needs.



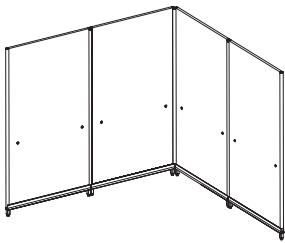
SH SHELVES

SH shelves are used jointly with SC screens.

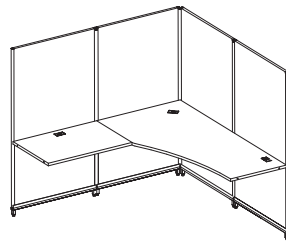


HOW TO SPECIFY

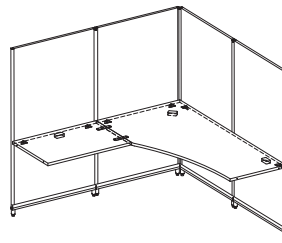
1. Order panels and stackables.



2. Order surfaces.



3. Order supports.



4. Add complementary parts.

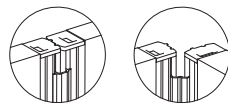
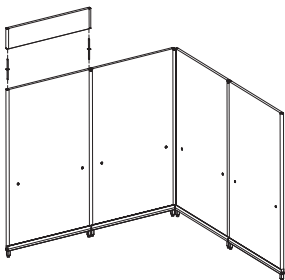
- Metal legs
- Storage units, pedestals
- Accessories

Surface types:

- Rectangular
- Asymmetrical
- Extended corners
- 120° corners

- 2 surface supports per panel side (PNNN-SB sold separately, 10/pack)
- 2 connection plates per surface joint (LGC-FLP sold separately, 10/pack)

NOTES:

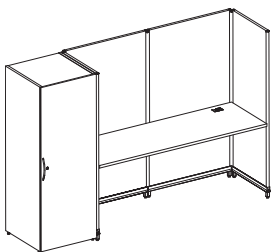


Panel connectors supplied with panels.



Stackable panel connectors included.

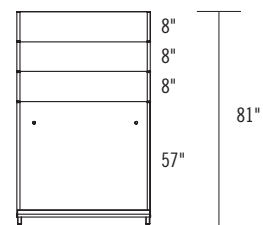
RECOMMENDATIONS AND GOOD PRACTICES



It is recommended that panel arrangements be stabilized by fastening them to the surfaces and by pressing other furniture against them if possible.

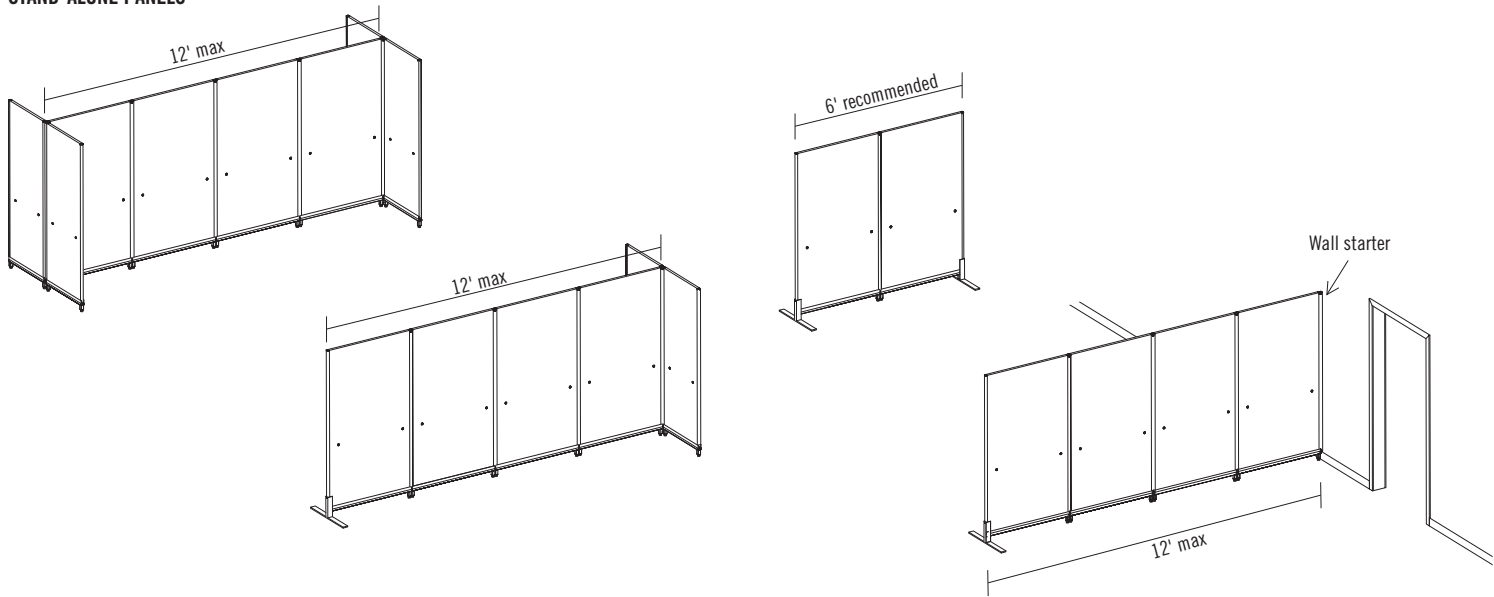
GENERAL RULES

- Maximum monolith height: 65" with stackables: 81" available in 8" H (203 mm), 12" H (304 mm) and 16" H (406 mm)
- Maximum number of stackable panels that can be stacked: 3 (including glass panels)

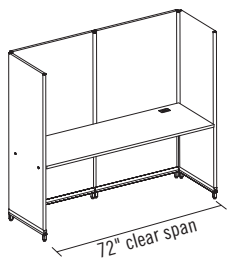


RECOMMENDATIONS AND GOOD PRACTICES (CONT'D)

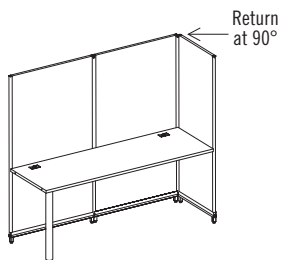
STAND-ALONE PANELS



SURFACES

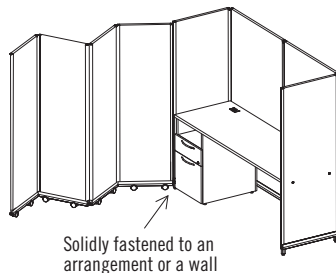


When the span exceeds 72", it is recommended that a metal leg or a storage unit be added to support the surface.

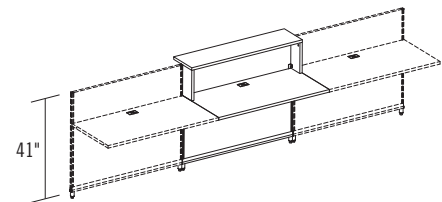


All arrangements of panels, surfaces and metal legs must include at least 1 return panel positioned at a 90° angle.

ACCORDION PANEL



TRANSACTION SHELVES



- Fits only on 41"-tall panels.
- Must have a surface on 1 side of panel.

* For electrification and communication, refer to ELECTRICOM II on page 200.


Other uses:

PanGram panels may be used in conjunction with any other Lacasse collection. The highly effective Velcro strip supplied with the panels enables the latter to be properly secured to the units.

EDGE BANDING

Furniture with 1" (25 mm) thick tops.

N Edge – 1" (25 mm)




Smooth, 1/8" (3 mm) thick edge.


The N edge is matched with the finish specified for the surface.

HANDLES AND LEGS

Choices of 2 molded metal handles and 2 types of legs: square 2" (50 mm) or round 2½" (63,5 mm) in diameter. All are offered finished Anthracite Grey or Silver.




QA – Square, Anthracite Grey



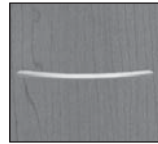
QS – Square, Silver



Q – Square



VA – Round, Anthracite Grey



VS – Round, Silver



V – Round

CODIFICATION

Series	Options		
	Thickness	Handles / Legs	Accent color
P	1 Thermofused laminate 1"	Q Square V Round	A Anthracite Grey S Silver

READY TO SHIP IN 5 DAYS!

Several suggested layouts, components and accessories identified by this pictogram are part of the **Lacasse quick delivery program**.

Please refer to page 3 for complete program details.

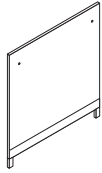


	W x D x H (in)	W x D x H (mm)	Code	Price (\$)
--	----------------	----------------	------	------------

LAMINATE PANELS

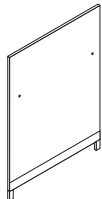
Metal base. Levelers allow 1¼" height adjustment. Supports for surfaces can be installed on both sides of the panel. 90° and 180° connectors included.

33" H panels	W x D x H (in)	W x D x H (mm)	Code	Price (\$)
	20 x 1 x 33	500 x 25 x 837	PNN_-SFLX3320	317
	24 x 1 x 33	600 x 25 x 837	PNN_-SFLX3324	338
	30 x 1 x 33	750 x 25 x 837	PNN_-SFLX3330	366
	36 x 1 x 33	900 x 25 x 837	PNN_-SFLX3336	387
	42 x 1 x 33	1050 x 25 x 837	PNN_-SFLX3342	405
	48 x 1 x 33	1200 x 25 x 837	PNN_-SFLX3348	426




Specify the accent color (A, S).

41" H panels	W x D x H (in)	W x D x H (mm)	Code	Price (\$)
	20 x 1 x 41	500 x 25 x 1040	PNN_-SFLX4120	338
	24 x 1 x 41	600 x 25 x 1040	PNN_-SFLX4124	366
	30 x 1 x 41	750 x 25 x 1040	PNN_-SFLX4130	387
	36 x 1 x 41	900 x 25 x 1040	PNN_-SFLX4136	405
	42 x 1 x 41	1050 x 25 x 1040	PNN_-SFLX4142	426
	48 x 1 x 41	1200 x 25 x 1040	PNN_-SFLX4148	454



Specify the accent color (A, S).

57" H panels	W x D x H (in)	W x D x H (mm)	Code	Price (\$)
	20 x 1 x 57	500 x 25 x 1446	PNN_-SFLX5720	366
	24 x 1 x 57	600 x 25 x 1446	PNN_-SFLX5724	387
	30 x 1 x 57	750 x 25 x 1446	PNN_-SFLX5730	405
	36 x 1 x 57	900 x 25 x 1446	PNN_-SFLX5736	426
	42 x 1 x 57	1050 x 25 x 1446	PNN_-SFLX5742	454
	48 x 1 x 57	1200 x 25 x 1446	PNN_-SFLX5748	481




Specify the accent color (A, S).

	W x D x H (in)	W x D x H (mm)	Code	Price (\$)
--	----------------	----------------	------	------------

65" H panels

	20 x 1 x 65	500 x 25 x 1650	PNN_-SFLX6520	387
	24 x 1 x 65	600 x 25 x 1650	PNN_-SFLX6524	405
	30 x 1 x 65	750 x 25 x 1650	PNN_-SFLX6530	426
	36 x 1 x 65	900 x 25 x 1650	PNN_-SFLX6536	454
	42 x 1 x 65	1050 x 25 x 1650	PNN_-SFLX6542	481
	48 x 1 x 65	1200 x 25 x 1650	PNN_-SFLX6548	503

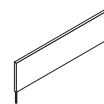


Specify the accent color (A, S).

STACKABLE LAMINATE PANELS

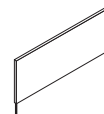
90° and 180° connectors included.

8" H panels	W x D x H (in)	W x D x H (mm)	Code	Price (\$)
	20 x 1 x 8	500 x 25 x 203	PNN_-SOLX0820	224
	24 x 1 x 8	600 x 25 x 203	PNN_-SOLX0824	235
	30 x 1 x 8	750 x 25 x 203	PNN_-SOLX0830	246
	36 x 1 x 8	900 x 25 x 203	PNN_-SOLX0836	256
	42 x 1 x 8	1050 x 25 x 203	PNN_-SOLX0842	268
	48 x 1 x 8	1200 x 25 x 203	PNN_-SOLX0848	283



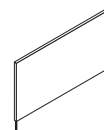
Specify the accent color (A, S).

12" H panels	W x D x H (in)	W x D x H (mm)	Code	Price (\$)
	20 x 1 x 12	500 x 25 x 304	PNN_-SOLX1220	229
	24 x 1 x 12	600 x 25 x 304	PNN_-SOLX1224	241
	30 x 1 x 12	750 x 25 x 304	PNN_-SOLX1230	251
	36 x 1 x 12	900 x 25 x 304	PNN_-SOLX1236	263
	42 x 1 x 12	1050 x 25 x 304	PNN_-SOLX1242	273
	48 x 1 x 12	1200 x 25 x 304	PNN_-SOLX1248	290

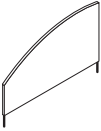



Specify the accent color (A, S).

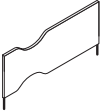
16" H panels	W x D x H (in)	W x D x H (mm)	Code	Price (\$)
	20 x 1 x 16	500 x 25 x 406	PNN_-SOLX1620	235
	24 x 1 x 16	600 x 25 x 406	PNN_-SOLX1624	246
	30 x 1 x 16	750 x 25 x 406	PNN_-SOLX1630	256
	36 x 1 x 16	900 x 25 x 406	PNN_-SOLX1636	268
	42 x 1 x 16	1050 x 25 x 406	PNN_-SOLX1642	283
	48 x 1 x 16	1200 x 25 x 406	PNN_-SOLX1648	296

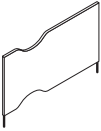



Specify the accent color (A, S).

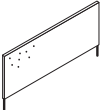
	W x D x H (in)	W x D x H (mm)	Code	Price (\$)	
CURVED STACKABLE LAMINATE PANELS					
<i>90° and 180° connectors included.</i>					
	16" H panels	20 x 1 x 16	500 x 25 x 406	PNN_-SOLX1620C	241
		24 x 1 x 16	600 x 25 x 406	PNN_-SOLX1624C	251
		30 x 1 x 16	750 x 25 x 406	PNN_-SOLX1630C	263
		36 x 1 x 16	900 x 25 x 406	PNN_-SOLX1636C	273
		42 x 1 x 16	1050 x 25 x 406	PNN_-SOLX1642C	290
		48 x 1 x 16	1200 x 25 x 406	PNN_-SOLX1648C	301
	Specify the accent color (A, S).				

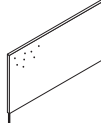
	W x D x H (in)	W x D x H (mm)	Code	Price (\$)	
OPEN STACKABLE LAMINATE PANELS					
<i>90° and 180° connectors included.</i>					
	8" H panels	20 x 1 x 8	500 x 25 x 203	PNN_-SOLX08200	256
		24 x 1 x 8	600 x 25 x 203	PNN_-SOLX08240	268
		30 x 1 x 8	750 x 25 x 203	PNN_-SOLX08300	283
		36 x 1 x 8	900 x 25 x 203	PNN_-SOLX08360	301
		42 x 1 x 8	1050 x 25 x 203	PNN_-SOLX08420	317
		48 x 1 x 8	1200 x 25 x 203	PNN_-SOLX08480	333
	Specify the accent color (A, S).				


	W x D x H (in)	W x D x H (mm)	Code	Price (\$)	
	12" H panels	20 x 1 x 12	500 x 25 x 304	PNN_-SOLX12200	263
		24 x 1 x 12	600 x 25 x 304	PNN_-SOLX12240	273
		30 x 1 x 12	750 x 25 x 304	PNN_-SOLX12300	290
		36 x 1 x 12	900 x 25 x 304	PNN_-SOLX12360	306
		42 x 1 x 12	1050 x 25 x 304	PNN_-SOLX12420	322
		48 x 1 x 12	1200 x 25 x 304	PNN_-SOLX12480	338
	Specify the accent color (A, S).				


	W x D x H (in)	W x D x H (mm)	Code	Price (\$)	
	16" H panels	20 x 1 x 16	500 x 25 x 406	PNN_-SOLX16200	268
		24 x 1 x 16	600 x 25 x 406	PNN_-SOLX16240	283
		30 x 1 x 16	750 x 25 x 406	PNN_-SOLX16300	296
		36 x 1 x 16	900 x 25 x 406	PNN_-SOLX16360	311
		42 x 1 x 16	1050 x 25 x 406	PNN_-SOLX16420	328
		48 x 1 x 16	1200 x 25 x 406	PNN_-SOLX16480	350
	Specify the accent color (A, S).				


	W x D x H (in)	W x D x H (mm)	Code	Price (\$)	
STACKABLE FABRIC PANELS					
<i>90° and 180° connectors included. These prices are applicable for United Chair® Grade 1 and 2 fabrics. For other United Chair® grades add: Grade 3: 15%, Grade 4: 20%, Grade 5: 25%, Grade 6: 30%, Grade 7: 35%.</i>					
	8" H panels	20 x 1 x 8	500 x 25 x 203	PNN_-SOFX0820	296
		24 x 1 x 8	600 x 25 x 203	PNN_-SOFX0824	306
		30 x 1 x 8	750 x 25 x 203	PNN_-SOFX0830	317
		36 x 1 x 8	900 x 25 x 203	PNN_-SOFX0836	328
		42 x 1 x 8	1050 x 25 x 203	PNN_-SOFX0842	338
		48 x 1 x 8	1200 x 25 x 203	PNN_-SOFX0848	350
	Specify the accent color (A, S).				

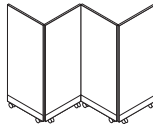
	W x D x H (in)	W x D x H (mm)	Code	Price (\$)	
	12" H panels	20 x 1 x 12	500 x 25 x 304	PNN_-SOFX1220	301
		24 x 1 x 12	600 x 25 x 304	PNN_-SOFX1224	311
		30 x 1 x 12	750 x 25 x 304	PNN_-SOFX1230	322
		36 x 1 x 12	900 x 25 x 304	PNN_-SOFX1236	333
		42 x 1 x 12	1050 x 25 x 304	PNN_-SOFX1242	350
		48 x 1 x 12	1200 x 25 x 304	PNN_-SOFX1248	361
	Specify the accent color (A, S).				


	W x D x H (in)	W x D x H (mm)	Code	Price (\$)	
	16" H panels	20 x 1 x 16	500 x 25 x 406	PNN_-SOFX1620	306
		24 x 1 x 16	600 x 25 x 406	PNN_-SOFX1624	317
		30 x 1 x 16	750 x 25 x 406	PNN_-SOFX1630	328
		36 x 1 x 16	900 x 25 x 406	PNN_-SOFX1636	338
		42 x 1 x 16	1050 x 25 x 406	PNN_-SOFX1642	361
		48 x 1 x 16	1200 x 25 x 406	PNN_-SOFX1648	372
	Specify the accent color (A, S).				

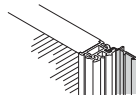
	W x D x H (in)	W x D x H (mm)	Code	Price (\$)	
TRANSLUCENT SCREENS					
<i>Required assembly hardware included.</i>					
	8" H screens	20 x ¼ x 8	461 x 6 x 203	PNN_-SAGX0820	202
		24 x ¼ x 8	561 x 6 x 203	PNN_-SAGX0824	213
		30 x ¼ x 8	711 x 6 x 203	PNN_-SAGX0830	224
		36 x ¼ x 8	861 x 6 x 203	PNN_-SAGX0836	235
		42 x ¼ x 8	1011 x 6 x 203	PNN_-SAGX0842	246
		48 x ¼ x 8	1161 x 6 x 203	PNN_-SAGX0848	256
	Specify the accent color (A, S).				


	W x D x H (in)	W x D x H (mm)	Code	Price (\$)	
	12" H screens	20 x ¼ x 12	461 x 6 x 304	PNN_-SAGX1220	224
		24 x ¼ x 12	561 x 6 x 304	PNN_-SAGX1224	235
		30 x ¼ x 12	711 x 6 x 304	PNN_-SAGX1230	246
		36 x ¼ x 12	861 x 6 x 304	PNN_-SAGX1236	256
		42 x ¼ x 12	1011 x 6 x 304	PNN_-SAGX1242	268
		48 x ¼ x 12	1161 x 6 x 304	PNN_-SAGX1248	290
	Specify the accent color (A, S).				

	W x D x H (in)	W x D x H (mm)	Code	Price (\$)	
	16" H screens	20 x ¼ x 16	461 x 6 x 406	PNN_-SAGX1620	246
		24 x ¼ x 16	561 x 6 x 406	PNN_-SAGX1624	256
		30 x ¼ x 16	711 x 6 x 406	PNN_-SAGX1630	268
		36 x ¼ x 16	861 x 6 x 406	PNN_-SAGX1636	290
		42 x ¼ x 16	1011 x 6 x 406	PNN_-SAGX1642	301
		48 x ¼ x 16	1161 x 6 x 406	PNN_-SAGX1648	317
	Specify the accent color (A, S).				

	W x D x H (in)	W x D x H (mm)	Code	Price (\$)	
MOBILE LAMINATE FOLDING SCREENS					
<i>Four sections 20" wide. Note: Must be attached to a wall, furniture or fixed panel. Total height of panels must not exceed 65" H.</i>					
		20 x 5 x 41	500 x 127 x 1040	PNN_-MSFL44120	1,010
		20 x 5 x 57	500 x 127 x 1446	PNN_-MSFL45720	1,125
		20 x 5 x 65	500 x 127 x 1650	PNN_-MSFL46520	1,240
Specify the accent color (A, S).					

	W x D x H (in)	W x D x H (mm)	Code	Price (\$)	
	Wall starter	1 x ⅞ x 30	25 x 22 x 728	PNN_-WF33	104
		1 x ⅞ x 38	25 x 22 x 931	PNN_-WF41	114
		1 x ⅞ x 54	25 x 22 x 1337	PNN_-WF57	126
		1 x ⅞ x 63	25 x 22 x 1542	PNN_-WF65	137
	Specify the accent color (A, S).				

	W x D x H (in)	W x D x H (mm)	Code	Price (\$)	
	Hardware for fastening panel to furniture (plastic)	1½ x ⅝ x 70	37 x 9 x 1773	PNN_-FPBP73	99
	Specify the accent color (A, S).				

	W x D x H (in)	W x D x H (mm)	Code	Price (\$)
	Stabilizer foot		<i>Total height of panels must not exceed 65" H.</i>	
		22 x 2 x 8	550 x 50 x 220	PNN_-PS22
Specify the accent color (A, S).				

	W x D x H (in)	W x D x H (mm)	Code	Price (\$)
--	----------------	----------------	------	------------

SURFACES EQUIPPED WITH GROMMET AND PRE-DRILLED FOR SC SCREENS

Order a LGC-BAR for all surfaces wider than 60" not supported by a pedestal or other storage unit, refer to page 138. Required assembly hardware for panel (PNNN-SB) sold separately, refer to page 135. Shapes and sizes of the modular surfaces coordinate with those of freestanding furniture. Use tubular legs (with or without casters), storage units, lateral files, etc. as supports.

Rectangular surfaces	Compatible with PanGram privacy screens.			
	72 x 24 x 1	1800 x 600 x 25	P1N_TR2472GR	361
	66 x 24 x 1	1650 x 600 x 25	P1N_TR2466GR	345
	60 x 24 x 1	1500 x 600 x 25	P1N_TR2460GR	328
72" to 60": 2 grommets	54 x 24 x 1	1350 x 600 x 25	P1N_TR2454GR	311
48" to 36": 1 grommet	48 x 24 x 1	1250 x 600 x 25	P1N_TR2448GR	296
	42 x 24 x 1	1050 x 600 x 25	P1N_TR2442GR	273
	36 x 24 x 1	900 x 600 x 25	P1N_TR2436GR	256

Specify the accent color (A, S).

D-shaped surfaces	Compatible with PanGram privacy screens.			
	78 x 36 x 1	1950 x 900 x 25	P1N_TD3678GR	448
	78 x 30 x 1	1950 x 750 x 25	P1N_TD3078GR	420
	60 x 30 x 1	1500 x 750 x 25	P1N_TD3060GR	366

Specify the accent color (A, S).

Left extended corner surfaces, 24" D	Compatible with PanGram privacy screens.			
	72 x 36 x 1	1800 x 900 x 25	P1N_TC723624GR	432
	54 x 36 x 1	1350 x 900 x 25	P1N_TC543624GR	387

Specify the accent color (A, S).

72": 2 grommets
54": 1 grommet

Right extended corner surfaces, 24" D	Compatible with PanGram privacy screens.			
	72 x 36 x 1	1800 x 900 x 25	P1N_TC367224GR	432
	54 x 36 x 1	1350 x 900 x 25	P1N_TC365424GR	387

Specify the accent color (A, S).

72": 2 grommets
54": 1 grommet

Asymmetrical surfaces, 24" on left, 30" on right	Compatible with PanGram privacy screens.			
	72 x 30 x 1	1800 x 750 x 25	P1N_TA247230GR	420
	66 x 30 x 1	1650 x 750 x 25	P1N_TA246630GR	410
	60 x 30 x 1	1500 x 750 x 25	P1N_TA246030GR	400
72" to 60": 2 grommets	54 x 30 x 1	1350 x 750 x 25	P1N_TA245430GR	387
54" to 36": 1 grommet	36 x 30 x 1	900 x 750 x 25	P1N_TA243630GR	377

Specify the accent color (A, S).

Asymmetrical surfaces, 30" on left, 24" on right	Compatible with PanGram privacy screens.			
	72 x 30 x 1	1800 x 750 x 25	P1N_TA307224GR	420
	66 x 30 x 1	1650 x 750 x 25	P1N_TA306624GR	410
	60 x 30 x 1	1500 x 750 x 25	P1N_TA306024GR	400
72" to 60": 2 grommets	54 x 30 x 1	1350 x 750 x 25	P1N_TA305424GR	387
54" to 36": 1 grommet	36 x 30 x 1	900 x 750 x 25	P1N_TA303624GR	377

Specify the accent color (A, S).

120° surfaces, 30" D	Not compatible with PanGram privacy screens. Can accommodate 5 legs.			
	48 x 30 x 1	1200 x 750 x 25	P1N_TCA3048GR	748
	42 x 30 x 1	1050 x 750 x 25	P1N_TCA3042GR	688
	36 x 30 x 1	900 x 750 x 25	P1N_TCA3036GR	628

Specify the accent color (A, S).

	W x D x H (in)	W x D x H (mm)	Code	Price (\$)
--	----------------	----------------	------	------------

120° surfaces, 24" D	Not compatible with PanGram privacy screens. Can accommodate 5 legs.			
	48 x 24 x 1	1200 x 600 x 25	P1N_TCA2448GR	711
	42 x 24 x 1	1050 x 600 x 25	P1N_TCA2442GR	650
	36 x 24 x 1	900 x 600 x 25	P1N_TCA2436GR	595

Specify the accent color (A, S).

Panel bracket kit	Kit of 10 brackets with hardware to mount surfaces on laminate panels. Panel can receive 2 brackets on each side.			
	2 x 1¼ x 1½	50 x 33 x 38	PNNN-SB	55

SURFACES

Order a LGC-BAR for all surfaces wider than 60" not supported by a pedestal or other storage unit, refer to page 138. Required assembly hardware for panel (PNNN-SB) sold separately, refer to page 135. Shapes and sizes of the modular surfaces coordinate with those of freestanding furniture. Use tubular legs (with or without casters), storage units, lateral files, etc. as supports.

Rectangular surfaces	Not compatible with PanGram privacy screens.			
	72 x 24 x 1	1800 x 600 x 25	P1NN-TR2472	338
	66 x 24 x 1	1650 x 600 x 25	P1NN-TR2466	322
	60 x 24 x 1	1500 x 600 x 25	P1NN-TR2460	306
	54 x 24 x 1	1350 x 600 x 25	P1NN-TR2454	290
	48 x 24 x 1	1200 x 600 x 25	P1NN-TR2448	283
	42 x 24 x 1	1050 x 600 x 25	P1NN-TR2442	263
	36 x 24 x 1	900 x 600 x 25	P1NN-TR2436	246
	18 x 24 x 1	450 x 600 x 25	P1NN-TR2418	213

D-shaped surfaces	Not compatible with PanGram privacy screens.			
	78 x 36 x 1	1950 x 900 x 25	P1NN-TD3678	437
	78 x 30 x 1	1950 x 750 x 25	P1NN-TD3078	410
	60 x 30 x 1	1500 x 750 x 25	P1NN-TD3060	355


Left extended corner surfaces, 24" D	Not compatible with PanGram privacy screens.			
	72 x 36 x 1	1800 x 900 x 25	P1NN-TC723624	410
	54 x 36 x 1	1350 x 900 x 25	P1NN-TC543624	366



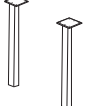

Right extended corner surfaces, 24" D	Not compatible with PanGram privacy screens.			
	72 x 36 x 1	1800 x 900 x 25	P1NN-TC367224	410
	54 x 36 x 1	1350 x 900 x 25	P1NN-TC365424	366



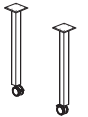

Asymmetrical surfaces, 24" on left, 30" on right	Not compatible with PanGram privacy screens.			
	72 x 30 x 1	1800 x 750 x 25	P1NN-TA247230	400
	66 x 30 x 1	1650 x 750 x 25	P1NN-TA246630	387
	60 x 30 x 1	1500 x 750 x 25	P1NN-TA246030	377
	54 x 30 x 1	1350 x 750 x 25	P1NN-TA245430	366
	36 x 30 x 1	900 x 750 x 25	P1NN-TA243630	355

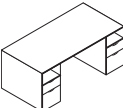
Asymmetrical surfaces, 30" on left, 24" on right	Not compatible with PanGram privacy screens.			
	72 x 30 x 1	1800 x 750 x 25	P1NN-TA307224	400
	66 x 30 x 1	1650 x 750 x 25	P1NN-TA306624	387
	60 x 30 x 1	1500 x 750 x 25	P1NN-TA306024	377
	54 x 30 x 1	1350 x 750 x 25	P1NN-TA305424	366
	36 x 30 x 1	900 x 750 x 25	P1NN-TA303624	355

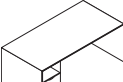
120° surfaces, 30" D	Not compatible with PanGram privacy screens. Can accommodate 5 legs.			
	48 x 30 x 1	1200 x 750 x 25	P1NN-TCA3048	737
	42 x 30 x 1	1050 x 750 x 25	P1NN-TCA3042	678
	36 x 30 x 1	900 x 750 x 25	P1NN-TCA3036	618

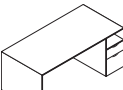
	W x D x H (in)	W x D x H (mm)	Code	Price (\$)
120° surfaces, 24" D	<i>Not compatible with PanGram privacy screens. Can accommodate 5 legs.</i>			
	48 x 24 x 1	1200 x 600 x 25	P1NN-TCA2448	699
	42 x 24 x 1	1050 x 600 x 25	P1NN-TCA2442	639
	36 x 24 x 1	900 x 600 x 25	P1NN-TCA2436	584


Metal fixed legs				
<i>Round leg.</i>				
	2 x 2 x 28	51 x 51 x 713	TNN_-VTL	114
Specify the accent color (A, S).				
<i>Square leg.</i>				
	2 x 2 x 28	51 x 51 x 713	TNN_-QTL	114
Specify the accent color (A, S).				
<i>2 round legs.</i>				
	2 x 2 x 28	51 x 51 x 713	TNN_-VTL2	224
Specify the accent color (A, S).				
<i>2 square legs.</i>				
	2 x 2 x 28	51 x 51 x 713	TNN_-QTL2	224
Specify the accent color (A, S).				


Metal mobile legs				
<i>Round leg.</i>				
	2 x 2 x 28	51 x 51 x 713	TNN_-MVTL	114
Specify the accent color (A, S).				
<i>Square leg.</i>				
	2 x 2 x 28	51 x 51 x 713	TNN_-MQTL	114
Specify the accent color (A, S).				
<i>2 round legs.</i>				
	2 x 2 x 28	51 x 51 x 713	TNN_-MVTL2	224
Specify the accent color (A, S).				
<i>2 square legs.</i>				
	2 x 2 x 28	51 x 51 x 713	TNN_-MQTL2	224
Specify the accent color (A, S).				

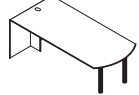
Double pedestal desks				
<i>2 pedestals with locks, 2 box drawers and 2 file drawers with suspension bars. Pencil tray. Recessed, full-height modesty panel.</i>				
	72 x 36 x 29	1800 x 900 x 735	P1_-F3672F	1,519
	60 x 30 x 29	1500 x 750 x 735	P1_-F3060F	1,349
Specify the handle code (Q, V). Specify the accent color (A, S).				

Left single pedestal desks				
<i>1 pedestal on left with lock, 1 box drawer and 1 file drawer with suspension bar. Pencil tray. Recessed, full-height modesty panel.</i>				
	72 x 36 x 29	1800 x 900 x 735	P1_-F3672S	1,197
	66 x 30 x 29	1650 x 750 x 735	P1_-F3066S	1,088
Specify the handle code (Q, V). Specify the accent color (A, S).				


Right single pedestal desks				
<i>1 pedestal on right with lock, 1 box drawer and 1 file drawer with suspension bar. Pencil tray. Recessed, full-height modesty panel.</i>				
	72 x 36 x 29	1800 x 900 x 735	P1_-S3672F	1,197
	66 x 30 x 29	1650 x 750 x 735	P1_-S3066F	1,088
Specify the handle code (Q, V). Specify the accent color (A, S).				

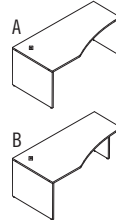
Left executive return				
<i>1 pedestal on left with lock, 1 box drawer and 1 file drawer with suspension bar. Pencil tray. Grommet.</i>				
	42 x 24 x 29	1050 x 600 x 735	P1_-F2442R	852
Specify the handle code (Q, V). Specify the accent color (A, S).				


	W x D x H (in)	W x D x H (mm)	Code	Price (\$)
Right executive return	<i>1 pedestal on right with lock, 1 box drawer and 1 file drawer with suspension bar. Pencil tray. Grommet.</i>			
	42 x 24 x 29	1050 x 600 x 735	P1_-R2442F	852
Specify the handle code (Q, V). Specify the accent color (A, S).				

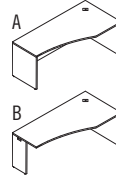
D-shaped work surface				
<i>Grommet. Legs included.</i>				
	78 x 36 x 29	1950 x 900 x 735	P1_-BT3678	792
Specify the leg code (Q, V). Specify the accent color (A, S).				

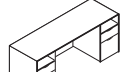
Packaged in 2 boxes.


Right extended corner modules – 24" D				
<i>Full-height modesty panel. 1 grommet.</i>				
	72 x 36 x 29	1800 x 900 x 735	P1N_-CM367224_	934
Specify the accent color (A, S). Specify panel legs (A, B).				

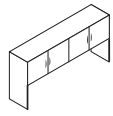


Left extended corner modules – 24" D				
<i>Full-height modesty panel. 1 grommet.</i>				
	72 x 36 x 29	1800 x 900 x 735	P1N_-CM723624_	934
Specify the accent color (A, S). Specify panel legs (A, B).				

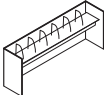





Open credenza				
<i>2 pedestals with locks, 2 box drawers and 2 file drawers with suspension bars. Pencil tray. Grommet on back.</i>				
	72 x 24 x 29	1800 x 600 x 735	P1_-F2472F	1,420
Specify the handle code (Q, V). Specify the accent color (A, S).				


Mobile EDP tables				
<i>Reversible integrated CPU stand. Casters. 2 grommets. The top part is removable and can be replaced with a privacy screen 02-SC48 or 02-SC36.</i>				
	54 x 24 x 29	1350 x 600 x 735	P1N_-MDT2454	934
	42 x 24 x 29	1050 x 600 x 735	P1N_-MDT2442	880
Specify the accent color (A, S).				



Hutches with doors – 36" H				
<i>Clearance: 19". No back on the bottom. 1 tone only.</i>				
	72 x 16 x 36	1800 x 400 x 900	P1_-E723616P	1,005
	66 x 16 x 36	1650 x 400 x 900	P1_-E663616P	961
	60 x 16 x 36	1500 x 400 x 900	P1_-E603616P	906
	54 x 16 x 36	1350 x 400 x 900	P1_-E543616P	869
	48 x 16 x 36	1200 x 400 x 900	P1_-E483616P	809
	42 x 16 x 36	1050 x 400 x 900	P1_-E423616P	748
	36 x 16 x 36	900 x 400 x 900	P1_-E363616P	678
Specify the handle code (Q, V). Specify the accent color (A, S).				



72" to 60": 4 doors
54" to 48": 3 doors
42" to 36": 2 doors



	W x D x H (in)	W x D x H (mm)	Code		Price (\$)
Open hutches – 28" H	<i>Clearance: 17 3/8". Grommet. Full-width wire access. Can accommodate a tackboard, refer to page 205.</i>				
	72 x 16 x 28	1800 x 380 x 710	PNN_-E722816		607
	66 x 16 x 28	1650 x 380 x 710	PNN_-E662816		579
	60 x 16 x 28	1500 x 380 x 710	PNN_-E602816		541
	54 x 16 x 28	1350 x 380 x 710	PNN_-E542816		509
	48 x 16 x 28	1200 x 380 x 710	PNN_-E482816		475
72" to 60"; 6 wire dividers. 54" to 48"; 4 wire dividers.	Specify the accent color (A, S).				

Lateral file unit	<i>2 file drawers with suspension bars. Lock. Optional counterweight to meet BIFMA standards, refer to page 207.</i>				
	36 x 24 x 29	900 x 600 x 735	P1_-2436LF		984
	Specify the handle code (Q, V). Specify the accent color (A, S).				


Bookcase unit with doors	<i>Adjustable shelf. Lock.</i>				
	36 x 24 x 29	900 x 600 x 735	P1_-2436B		802
	Specify the handle code (Q, V). Specify the accent color (A, S).				


Combination unit	<i>1 box drawer and 1 file drawer with suspension bar. Lock. Pencil tray. Optional counterweight to meet BIFMA standards, refer to page 207.</i>				
	36 x 24 x 29	900 x 600 x 735	P1_-2436W		1,021
	Specify the handle code (Q, V). Specify the accent color (A, S).				


Support / lateral file unit	<i>2 file drawers with suspension bars. Lock. 1 tone only.</i>				
	36 x 24 x 28	900 x 600 x 710	PN_-2436LFL		880
	Specify the handle code (Q, V). Specify the accent color (A, S).				




Support / lateral file unit	<i>1 box drawer, 1 file drawer with suspension bar. Pencil tray. Lock. 1 tone only.</i>				
	36 x 24 x 28	900 x 600 x 710	PN_-2436WL		857
	Specify the handle code (Q, V). Specify the accent color (A, S).				


MOBILE COMPONENTS


 The top part of the 41" H is removable and can be replaced with a screen (02-SC36 or 02-SC24).


Utility units – 41" H	<i>1 box drawer. 1 adjustable shelf. Casters. Grommet. Lock. 6 wire dividers included.</i>				
	36 x 21 x 41	900 x 525 x 1037	P1_-ME213641U		961
	Specify the handle code (Q, V). Specify the accent color (A, S).				
	<i>4 wire dividers included.</i>				
	24 x 21 x 41	600 x 525 x 1037	P1_-ME212441U		852
	Specify the handle code (Q, V). Specify the accent color (A, S).				

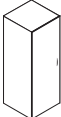
Utility units – 25" H	<i>1 box drawer. Casters. Grommet. Lock. 3 wire dividers included.</i>				
	36 x 21 x 25	900 x 525 x 628	P1_-ME213625U		787
	Specify the handle code (Q, V). Specify the accent color (A, S).				
	<i>2 wire dividers included.</i>				
	24 x 21 x 25	600 x 525 x 628	P1_-ME212425U		673
	Specify the handle code (Q, V). Specify the accent color (A, S).				

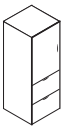
	W x D x H (in)	W x D x H (mm)	Code		Price (\$)
Storage units with doors – 41" H	<i>2 adjustable shelves. Casters. Grommet. 9 wire dividers included.</i>				
	36 x 21 x 41	900 x 525 x 1037	P1_-ME213641B		994
	Specify the handle code (Q, V). Specify the accent color (A, S).				
	<i>6 wire dividers included.</i>				
	24 x 21 x 41	600 x 525 x 1037	P1_-ME212441B		880
	Specify the handle code (Q, V). Specify the accent color (A, S).				

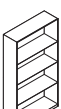

Storage units with doors – 25" H	<i>1 adjustable shelf. Casters. Grommet. 6 wire dividers included.</i>				
	36 x 21 x 25	900 x 525 x 628	P1_-ME213625B		820
	Specify the handle code (Q, V). Specify the accent color (A, S).				
	<i>4 wire dividers included.</i>				
	24 x 21 x 25	600 x 525 x 628	P1_-ME212425B		705
	Specify the handle code (Q, V). Specify the accent color (A, S).				


Flip extension surface	<i>For mobile storage units.</i>				
	12 x 20 x 1	300 x 509 x 25	P1NN-WS12		235



Handle	<i>For mobile storage units.</i>				
	21 x 6 1/2 x 1 1/2	499 x 161 x 38	PN_-HD21		82
	Specify the handle code (Q, V). Specify the accent color (A, S).				



Storage or wardrobe unit	<i>Reversible door. 3 adjustable shelves, 1 full-width fixed shelf. 1 clothes hanger bar. Lock. 1 tone only.</i>				
	24 x 24 x 65	600 x 600 x 1635	PN_-242465B		1,114
	Specify the handle code (Q, V). Specify the accent color (A, S).				









Storage with lateral file	<i>Reversible door. 2 adjustable shelves. 2 file drawers with suspension bars. Lock on box drawers. 1 tone only.</i>				
	24 x 24 x 65	600 x 600 x 1635	PN_-242465FB		1,458
	Specify the handle code (Q, V). Specify the accent color (A, S).				

Open bookcases	<i>4 adjustable shelves. 1 tone only.</i>				
	36 x 14 x 65	900 x 350 x 1635	PNNN-B366514		765
	<i>3 adjustable shelves. 1 tone only.</i>				
	36 x 14 x 57	900 x 350 x 1445	PNNN-B365714		699

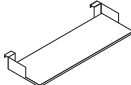

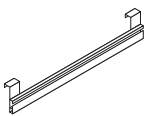
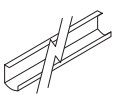


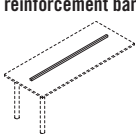

Supports / storage	<i>2 box drawers, 1 file drawer with suspension bar. Pencil tray. Lock. 1 tone only.</i>				
	18 x 24 x 28	450 x 600 x 710	PN_-P1824UFL		820
	Specify the handle code (Q, V). Specify the accent color (A, S).				



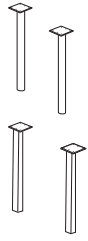
Supports / storage	<i>1 box drawer, 1 file drawer with suspension bar. Pencil tray. Lock. 1 tone only.</i>				
	18 x 24 x 28	450 x 600 x 710	PN_-P1824FL		732
	Specify the handle code (Q, V). Specify the accent color (A, S).				

Mobile pedestal	<i>2 box drawers, 1 file drawer with suspension bar. Pencil tray. Brakes on front casters. Lock. Goes under a work surface. 1 tone only.</i>				
	15 x 18 x 27	390 x 450 x 689	PN_-MP1518UF		792
	Specify the handle code (Q, V). Specify the accent color (A, S).				

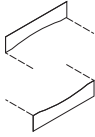







	W x D x H (in)	W x D x H (mm)	Code	Price (\$)
Mobile pedestal 	<i>1 box drawer and 1 file drawer with suspension bar. Pencil tray. Brakes on front casters. Lock. Goes under a work surface. 1 tone only.</i>			
	15 x 18 x 20¾	390 x 450 x 527	PN_-MP1518F 	737
Specify the handle code (Q, V). Specify the accent color (A, S).				
Mobiles pedestal 	<i>1 box drawer, 1 file drawer with suspension bar. Pencil tray. Brakes on front casters. Lock. Goes under a work surface. 1 tone only.</i>			
	15 x 23 x 20¾	390 x 575 x 527	PN_-MP1523F 	765
Specify the handle code (Q, V). Specify the accent color (A, S).				
Mobile table 	<i>Height adjustable, black base on casters.</i>			
	30 x 30 x 22-33	750 x 750 x 550-850	P1NN-MT30 	820
Pigeonholes 	<i>4 shelves.</i>			
	18 x 10 x 11	450 x 265 x 274	PNNN-DV1811 	322

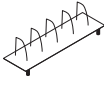
ACCESSORIES FOR PANGRAM PANELS

Shelves 	<i>Supports included.</i>			
	21 x 7½ x 2¾	496 x 190 x 70	PNN_-SH721	186
	33 x 7½ x 2¾	796 x 190 x 70	PNN_-SH733	192
Specify the accent color (A, S).				
Pencil tray 	12 x 3½ x 2	300 x 90 x 50	PNN_-PH12	76
Specify the accent color (A, S).				
Metal accessory rails 	<i>For rail accessories, refer to page 206.</i>			
	21 x 1½ x 4	496 x 38 x 100	PNN_-RA21	142
	33 x 1½ x 4	796 x 38 x 100	PNN_-RA33	153
Specify the accent color (A, S).				
Adhesive wire channel 	<i>Self-adhesive. Can hold most power bars.</i>			
	68 x 2¼ x 3¼	1700 x 60 x 80	LGC-HWMC72_	109
	44 x 2¼ x 3¼	1100 x 60 x 80	LGC-HWMC48_	88
	20 x 2¼ x 3¼	500 x 60 x 80	LGC-HWMC24_	76
Specify the accent color (A, S).				
Additional legs 	<i>For workstation reconfiguration. For corner modules only.</i>			
Full width leg	30 x 1 x 27½	750 x 25 x 698	PNNN-L30	147
	24 x 1 x 27½	600 x 25 x 698	PNNN-L24	137
	20 x 1 x 27½	500 x 25 x 698	PNNN-L20	126
Additional legs 	<i>Recessed leg. For corner modules only.</i>			
	13 x 1 x 27½	330 x 25 x 698	PNNN-L12	114
Work surface reinforcement bar 	<i>Black metal.</i>			
	54 x 2 x 1	1372 x 51 x 25	LGC-BAR 	76


	W x D x H (in)	W x D x H (mm)	Code	Price (\$)
42" top 	<i>Use with 4 legs.</i>			
	42 x 42 x 1	1050 x 1050 x 25	P1NN-SQ42 	355
Metal fixed legs 	<i>Round leg.</i>			
	2 x 2 x 28	51 x 51 x 713	TNN_-VTL	114
Specify the accent color (A, S).				
	<i>Square leg.</i>			
	2 x 2 x 28	51 x 51 x 713	TNN_-QTL	114
Specify the accent color (A, S).				
	<i>2 round legs.</i>			
	2 x 2 x 28	51 x 51 x 713	TNN_-VTL2	224
Specify the accent color (A, S).				
	<i>2 square legs.</i>			
	2 x 2 x 28	51 x 51 x 713	TNN_-QTL2	224
Specify the accent color (A, S).				

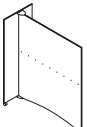
ACCESSORIES

Privacy screens / modesty panels 	<i>May be used as a privacy screen or modesty panel. Can accommodate a 8" H tackboard. Perforations to accommodate a shelf with wire dividers. Compatible with surfaces with grommet and mobile storage units when specified only.</i>			
	72 x ¾ x 12	1800 x 16 x 300	PNNN-SC72 	224
	66 x ¾ x 12	1650 x 16 x 300	PNNN-SC66	218
	60 x ¾ x 12	1500 x 16 x 300	PNNN-SC60	213
	54 x ¾ x 12	1350 x 16 x 300	PNNN-SC54 	208
	48 x ¾ x 12	1200 x 16 x 300	PNNN-SC48 	202
	42 x ¾ x 12	1050 x 16 x 300	PNNN-SC42	197
	36 x ¾ x 12	900 x 16 x 300	PNNN-SC36 	192
	30 x ¾ x 12	750 x 16 x 300	PNNN-SC30	186
	24 x ¾ x 12	600 x 16 x 300	PNNN-SC24 	180
Tackboard for panels 	<i>To be fixed on laminate panels. These prices are applicable for United Chair® Grade 1 and 2 fabrics. For other United Chair® grades add: Grade 3: 15%, Grade 4: 20%, Grade 5: 25%, Grade 6: 30%, Grade 7: 35%.</i>			
	18 x ½ x 15	437 x 13 x 378	PNNN-TK1815P	224
	22 x ½ x 15	537 x 13 x 378	PNNN-TK2215P	235
	28 x ½ x 15	687 x 13 x 378	PNNN-TK2815P	246
	34 x ½ x 15	837 x 13 x 378	PNNN-TK3415P	256
	40 x ½ x 15	987 x 13 x 378	PNNN-TK4015P	268
	46 x ½ x 15	1137 x 13 x 378	PNNN-TK4615P	283
Specify the fabric code after the product code.				
Tackboard for panels 	<i>To be fixed on laminate panels. These prices are applicable for United Chair® Grade 1 and 2 fabrics. For other United Chair® grades add: Grade 3: 15%, Grade 4: 20%, Grade 5: 25%, Grade 6: 30%, Grade 7: 35%.</i>			
	18 x ½ x 11	437 x 13 x 276	PNNN-TK1811P	213
	22 x ½ x 11	537 x 13 x 276	PNNN-TK2211P	224
	28 x ½ x 11	687 x 13 x 276	PNNN-TK2811P	235
	34 x ½ x 11	837 x 13 x 276	PNNN-TK3411P	246
	40 x ½ x 11	987 x 13 x 276	PNNN-TK4011P	256
	46 x ½ x 11	1137 x 13 x 276	PNNN-TK4611P	268
Specify the fabric code after the product code.				


	W x D x H (in)	W x D x H (mm)	Code	Price (\$)
Shelves with wire dividers  <p>42" to 36": 2 feet and 5 wire dividers. 30" to 24": 2 feet and 4 wire dividers. 18": 2 feet and 3 wire dividers.</p>	<i>Mount on SC screen.</i>			
	42 x 10 x 3 $\frac{3}{8}$	1050 x 265 x 91	PN__-SH42	235
	36 x 10 x 3 $\frac{3}{8}$	900 x 265 x 91	PN__-SH36	224
	30 x 10 x 3 $\frac{3}{8}$	750 x 265 x 91	PN__-SH30	213
	24 x 10 x 3 $\frac{3}{8}$	600 x 265 x 91	PN__-SH24	202
	18 x 10 x 3 $\frac{3}{8}$	450 x 265 x 91	PN__-SH18	192

Specify the leg code (Q, V). Specify the accent color (A, S).

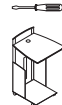
	W x D x H (in)	W x D x H (mm)	Code	Price (\$)
Rectangular transaction shelves 	<i>Supports included for installation under the shelf. Compatible with 41" H (1040 mm) PanGram laminate panels.</i>			
	54 x 12 x 14 $\frac{1}{8}$	1350 x 300 x 353	P1NN-TS1254	88
	48 x 12 x 14 $\frac{1}{8}$	1200 x 300 x 353	P1NN-TS1248	82
	42 x 12 x 14 $\frac{1}{8}$	1050 x 300 x 353	P1NN-TS1242	76
	36 x 12 x 14 $\frac{1}{8}$	900 x 300 x 353	P1NN-TS1236	71
	30 x 12 x 14 $\frac{1}{8}$	750 x 300 x 353	P1NN-TS1230	65

	W x D x H (in)	W x D x H (mm)	Code	Price (\$)
Mobile board 	<i>Non-magnetic surface for use with dry-erase markers on both sides. Accepts accessory tray.</i>			
	55 x 25 x 65	1375 x 605 x 1600	PNN_-MWB542465	1,114


Specify the accent color (A, S).

	W x D x H (in)	W x D x H (mm)	Code	Price (\$)
Accessory tray 	<i>For mobile board. One tray per mobile board.</i>			
	54 x 2 $\frac{1}{16}$ x 2 $\frac{7}{8}$	1343 x 68 x 72	PNN_-PH54	132

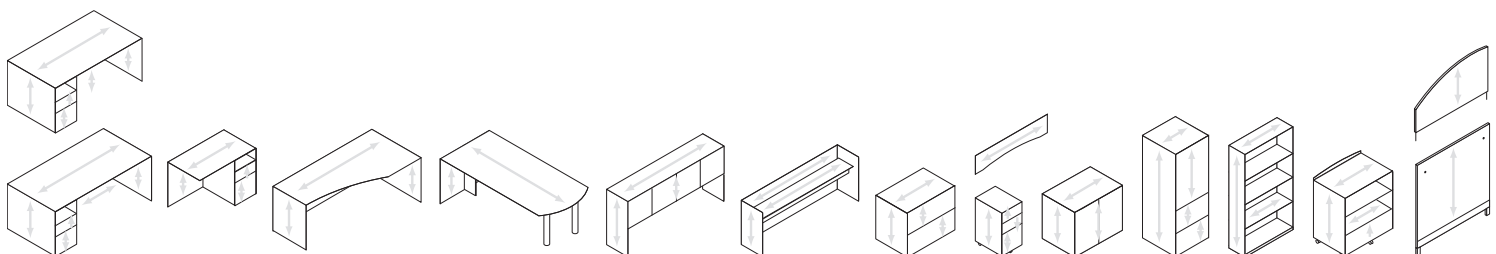
Specify the accent color (A, S).

	W x D x H (in)	W x D x H (mm)	Code	Price (\$)
Computer stand 	<i>Height adjustable. Integrated CPU stand. Casters. 1 grommet.</i>			
	24 x 25 x 41	600 x 614 x 899	PNN_-MDT252441	901

Specify the accent color (A, S).

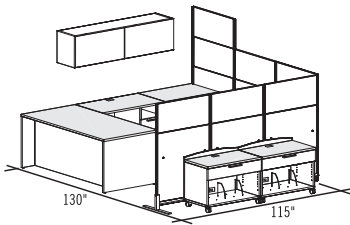
	W x D x H (in)	W x D x H (mm)	Code	Price (\$)
CPU stand 	<i>Thermofused laminate. Casters. 1 tone only.</i>			
	12 x 21 x 19	300 x 525 x 590	PNNN-MPU211219	420

TYPICAL WOOD GRAIN DIRECTION FOR PANGRAM:



SUGGESTIONS

P___-PLAN01

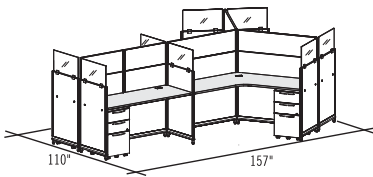


Plan shown in PanGram Flyer:

PNQS-PLAN01	\$9,844
1 P1QS-S3672F	
1 P1QS-R2442F	
1 P1QS-2436W	
1 ONNN-EM661716D	
2 P1QS-ME213625U	
1 PNNS-WF65	
5 PNNS-SFLX4136	
5 PNNS-SOFX1636	
1 PNNS-SOLX1636	
1 PNNS-PS22	

Straight pull (Q), Silver accent (S).

P___-PLAN02

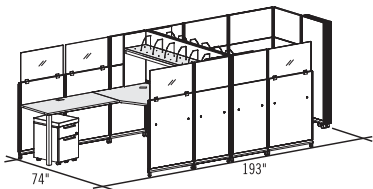


Plan shown in PanGram Flyer:

P1VA-PLAN02	\$15,635
5 PNVA-MP1518UF	
2 P1NA-TR2460GR	
3 P1NA-TCA2448GR	
8 PNNA-SFLX4124	
3 PNNA-SFLX4148	
2 PNNA-SFLX4130	
8 PNNA-SAGX1224	
2 PNNA-SOFX1230	
3 PNNA-SOFX1248	
4 PNNN-SB	

Round pull (V), Anthracite Grey accent (A).

P___-PLAN03

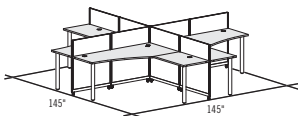


Plan shown in PanGram Flyer:

P1VS-PLAN03	\$13,516
2 P1NS-TR2448GR	
1 P1NS-TC367224GR	
1 P1NS-TC723624GR	
2 PNNS-E722816	
2 PNVS-MP1518F	
2 LGC-CU1518	
9 PNNS-SFLX4124	
2 PNNS-SFLX4130	
2 PNNS-SFLX5736	
1 PNNS-MSFL45720	
7 PNNS-SOLX1624	
2 PNNS-SAGX1624	
2 PNNS-SAGX1630	
2 PNNN-SB	

Round pull (V), Silver accent (S).

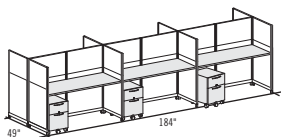
P___-PLAN04



Not shown in PanGram Flyer:

P___-PLAN04	\$6,883
2 P1N_-TC367224GR	
2 P1N_-TC723624GR	
4 P1N_-TR2436GR	
4 TNN_-VTL2	
8 PNN_-SFLX4136	

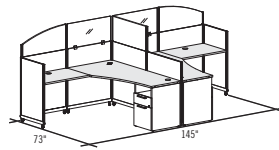
P___-PLAN05



Not shown in PanGram Flyer:

P___-PLAN05	\$14,805
6 P1N_-TR2460GR	
6 PN_-MP1518F	
8 PNN_-SFLX3324	
6 PNN_-SFLX3330	
8 PNN_-SOLX1624	
6 PNN_-SOLX1630	

P___-PLAN06

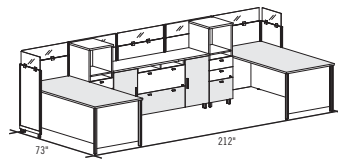


Not shown in PanGram Flyer:

P___-PLAN06	\$7,572
1 P1N_-TC367224GR	
1 P1N_-TC723624GR	
2 P1N_-TR2436GR	
2 PN_-P1824FL	
6 PNN_-SFLX4136	
2 PNN_-SFLX4124	
2 PNN_-SAGX1636	
1 PNN_-SOFX1636	
2 PNN_-SOLX1636C	
2 PNNN-SB	

Straight pull (Q), Silver accent (S).

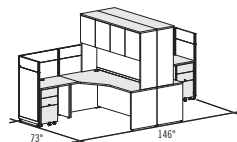
P___-PLAN07



Not shown in PanGram Flyer:

P___-PLAN07	\$10,161
2 C3-TD3672	
2 C3-201849UF	
1 C3-207233LFB	
5 PNN_-SFLX4136	
2 PNN_-SFLX4124	
5 PNN_-SAGX0836	

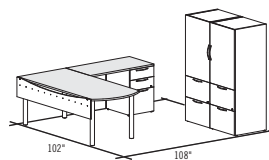
P___-PLAN08



Not shown in PanGram Flyer:

P___-PLAN08	\$11,178
1 41NN-CM367224B	
1 41NN-CM723624B	
2 41NN-DT2436B	
2 41NN-E724416P	
2 4N_N-MP1518UF	
2 PNN_-SFLX4124	
4 PNN_-SFLX4136	
2 PNN_-SOFX0824	
4 PNN_-SOFX0836	
2 PNNN-SB	

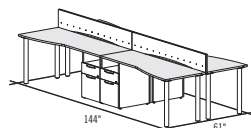
P___-PLAN09



Not shown in PanGram Flyer:

P___-PLAN09	\$3,682
1 P1N_-TD3678GR	
1 P1NN-TR2448	
2 TNN_-VTL2	
1 PNNN-SC72	
1 PN_-P1824UFL	
1 PN_-242465FB	

P___-PLAN10

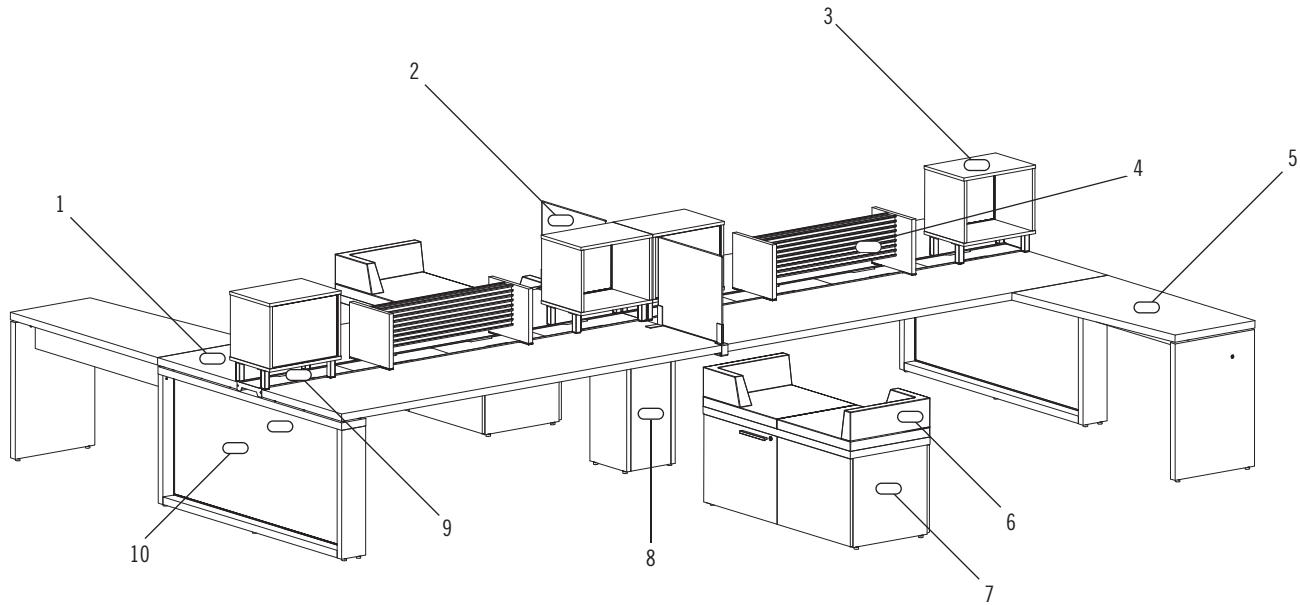


Not shown in PanGram Flyer:

P___-PLAN10	\$6,402
2 P1N_-TA247230GR	
2 P1N_-TA307224GR	
4 TNN_-VTL2	
4 PNNN-SC72	
4 PN_-P1824FL	



C.I.T.É. Furniture System

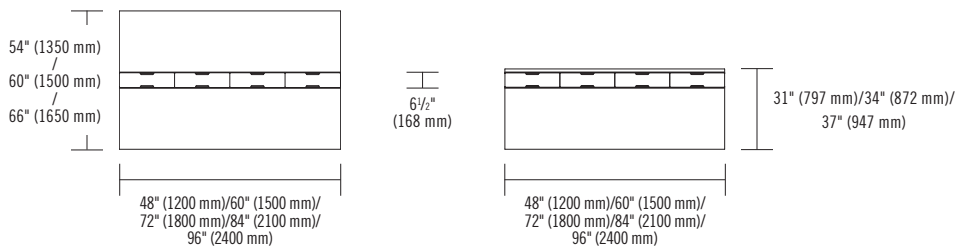


GENERAL SPECIFICATIONS:

- 1 1½" (38 mm) thick surface with smooth edge.
- 2 Privacy translucent divider screens help define individual workspaces and are fixed to the surface with an adjustable bracket.
- 3 Surface storage units create visual privacy available with laminate, translucent (T, Y) or white board back. Comes with 4" H (100 mm) aluminum legs.
- 4 Simple- or double-sided accessory rails in Silver aluminum finish.
- 5 Angled return units with 6" H (150 mm) modesty panel. Compatible with mobile pedestal.
- 6 Storage cushions comply with Cal. 117 requirements. 2" (51 mm) thick foam. To be installed on 20" H storage units with Velcro.
- 7 20" H (508 mm) shared storage unit with double-sided lateral file drawers on both sides.
- 8 Central wire management base with 6" H (150 mm) recessed bottom that can be positioned above a floor power source.
- 9 Power and data cables are discreetly managed in the central wire management raceway. Closed with translucent acrylic covers (T, Y).
- 10 Full-depth base for table extremities with laminate contour. Panel inserts are available in 5/8" (16 mm) thick laminate or 1/4" (6 mm) thick acrylic insert (T, Y).

HOW TO SPECIFY:

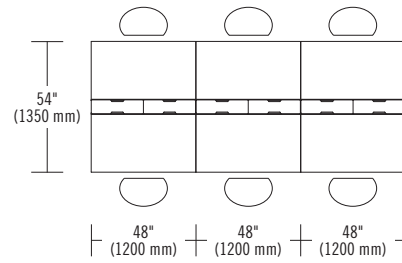
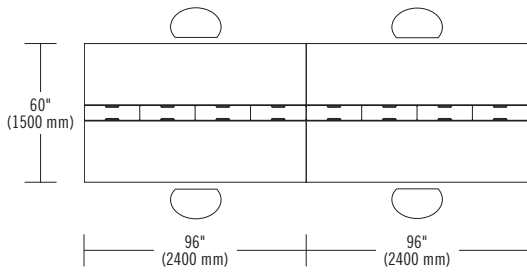
1 – SURFACES



- Determine the length required based on the space requirements and the number of users.
- Choose between single-sided or double-sided surfaces.
- Wire management raceway is always included along with acrylic covers (T, Y).
- A maximum of 24' (7.32 m) for double-sided surfaces and 16' (4.88 m) for single-sided surfaces can be used, regardless of the number of sections.
- Two communication plates are included with double-sided surfaces and one communication plate is included with single-sided surfaces. Additional plates (LGC-COM) can be ordered separately, refer to the Electrification section on page 148.



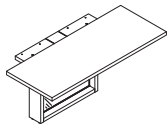
EXAMPLES OF WORKSTATIONS:



- 2 double-sided sections of 60" D x 96" W (1500 mm x 2400 mm) allow for four 8' W (2400 mm) workstations.

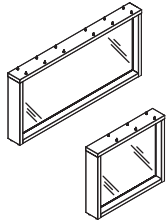
- 3 double-sided sections of 54" D x 48" W (1350 mm x 1200 mm) allow for six 4' W (1200 mm) workstations.

2 – SURFACE EXTENSIONS



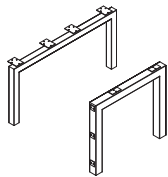
- Compatible with double-sided surfaces.
- Designed to extend a work surface or create a conference table. Must be used with double-sided surfaces.
- Base included.

3 – BASES



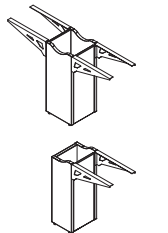
Mixed

- 1½" (38 mm) thick laminate contour.
- Choice of laminate core or translucent acrylic inserts (T, Y).
- 1 base is required per end of table.
- ¾" (8 mm) spacers.
- 6" (150 mm) wide laminate contour.
- Reversible.



Metal

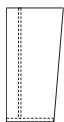
- 1 base required per end of table.
- Silver finish.
- Reversible.



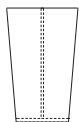
Junction

- Single or double-sided laminate wire management base is required for surface junctions.
- 4 cantilevers included for double-sided surfaces and 2 for single-sided surfaces.
- When specifying multiple tables, always use a wire management base with cantilevers as the junction to join the surfaces together.

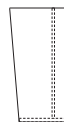
4 – RETURN SURFACES



Left return surface



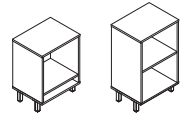
Double-sided return surface



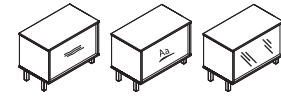
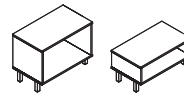
Right return surface

- Return surfaces come in single-sided or double-sided asymmetrical designs.
- 1½" (38 mm) thick surface and end panel with ¾" (8 mm) spacers.
- Can accommodate a mobile pedestal.
- Angled design for maximum use of space.
- 6" H (150 mm) laminate modesty panel.

5 – SURFACE STORAGE ELEMENTS



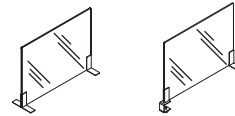
- 5/8" (16 mm) thick laminate construction. 4" H (100 mm) anodized aluminum leg.
- Back comes in laminate, translucent acrylic (T, Y) or white board. It can also accommodate a tackboard.



- Creates visual privacy and designed to be positioned over the surface raceway.
- Available in 11" H (285 mm), 18" H (450 mm), 24" H (610 mm) or 30" H (762 mm).

6 – PRIVACY SCREENS

- ¼" (6 mm) thick acrylic or 2/5" (10 mm) thick fabric lateral and central screens to help divide individual workspaces.
- Available with a choice of 2 translucent acrylic inserts (T, Y) or United Chair® fabrics.
- Choice of 11" H (285 mm) or 18" H (450 mm).

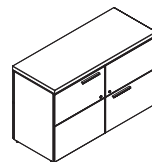


7 – ACCESSORY RAILS



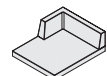
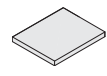
- Choice of single- or double-sided accessory rail.
- Compatible with metal accessories utilisation (refer to page 206).
- Divides workspaces.
- Designed to be positioned over Anodized Aluminum raceway.
- Laminate construction with aluminum rail in Silver finish.
- 11" H (285 mm).

8 – STORAGE UNITS



- 1½" (38 mm) thick top.
- Many different drawer configurations to choose from.
- Single-sided or double-sided units.
- Use to complete workstations.
- Available in 20" H (508 mm) or 29 7/8" H (757 mm).
- 29 7/8" H (757 mm) storage units come with ¾" (8 mm) spacers.

9 – CUSHIONS



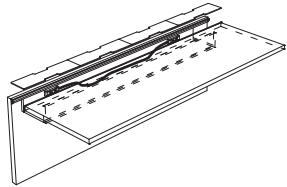
- 20" H (508 mm) storage units are compatible with CNNN-CU2024, CNNN-CU2036, CNNN-CUB2024, CNNN-CUB2036, CNNN-2024CUB, CNNN-2036CUB cushions. 2" (51 mm) thick foam.
- Mobile pedestal is compatible with CNNN-CU1518.
- Cal. 117.

ELECTRICITY

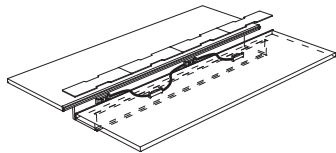
4-Trac system features

- 4-wires, 2 circuits, 20 AMP each.
- 13 duplex receptacles per circuit. Maximum of 26 duplex receptacles of 15 AMP per power infeed.
- Easy to specify, install and reconfigure.
- UL Listed as a Manufactured Wiring System.
- RoHS Compliancy available upon request; Cradle to Cradle.
- For installation in wire management raceway.
- Will work in all locations except for Chicago. Manufactured Wiring Systems are not permitted in Chicago.
- So simple that there are only 4 kits to choose from to electrify the single-sided or double-sided surfaces.

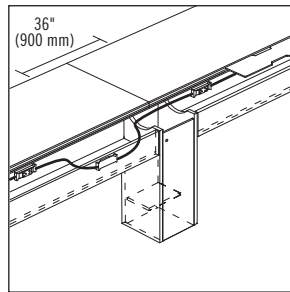
HOW TO SPECIFY:



RCST3496 with LGC-4TRAC296C1



RCST3496 with LGC-4TRAC296C1



LGC-PASS36

STEP 1

Determine the number of users.

STEP 2

Determine the electrical requirements of users (1 or 2 duplex receptacles per workstation are usually sufficient) and then choose from the predefined kits.

Each kit must be ordered in function of the length of the surface and the required number of duplex receptacles.

STEP 3

Determine whether 1 or 2 circuits are needed and order the kits accordingly.

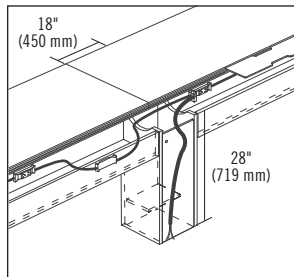
The kits are composed of duplex receptacles and cables. The hardware required to fix the cables in the raceway is included.

STEP 4

Each added surface must be connected to the adjacent surface using a pass cable (LGC-PASS36).

ELECTRICAL INFEED:

There are 2 ways to bring power to the tables. By using a floor mounted power module or by using a ceiling feed.



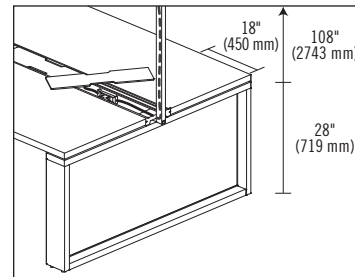
FLOOR FEED:

The floor feed cable is 60" (1524 mm) or 72" (1829 mm) long – assuming a table height of 29⁷/₈" (757 mm) and the first duplex is always positioned at 18" (450 mm) from the side of the surface.

The wire management base comes with a lockable door and with 2 or 4 cantilevers depending on the base type.

Electricity can come from the extremity of the table or through the center via the wire management base.

Each electrical entry can power 2 circuits for a maximum of 26 duplex receptacles (13 per circuit). The electrical installation of the entry must be made by a professional electrician.



CEILING FEED:

The electricity for the ceiling infeed can only come through the extremity of the table. The CFEED comes with a 120" H (3000 mm) column and with the necessary hardware to mount it to the end of the table.

The cable is 132" (3353 mm) long – assuming a table height of 29⁷/₈" H (757 mm) and the first duplex is always positioned at 18" (450 mm) from the side of the surface.




A communication plate can be installed on the aluminum rail in the surface raceway and can accommodate up to 4 connections per plate. The adaptors are included.

The installation of the cabling and jacks (not included) must be made by a professional electrician.

EDGE BANDING

Furniture with 1¹/₂" (38 mm) thick tops.

N Edge



Smooth, 1/8" (3 mm) thick edge.

The **N** edge is **matched with the finish specified for the surface.**

ACRYLIC OPTIONS



T – Translucent

Y – Sky

HANDLE

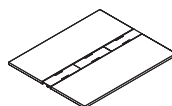


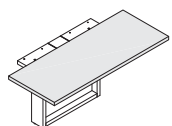
Silver painted aluminum

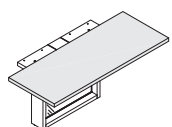
CODIFICATION

Series	Thickness	Options	
		Edgebanding	Acrylic options
C	5 Thermofused laminate 1 ¹ / ₂ "	N Smooth edge	T Translucide
	6 High-pressure laminate 1 ¹ / ₂ "		Y Sky

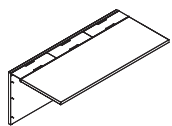



	W x D x H (in)	W x D x H (mm)	Code	All Laminate (\$)	HPL Surfaces (\$)
Double-sided surfaces	<i>1 1/2" (38 mm) thick double-sided surface with wire management raceway. Translucent acrylic channel covers. Can accommodate 1 or 2 pedestals. 2 LGC-COM included. 1 tone only.</i>				
	96 x 66 x 1 1/2	2400 x 1650 x 38	C_NN-RCDT6696	2,136	2,563
	84 x 66 x 1 1/2	2100 x 1650 x 38	C_NN-RCDT6684	1,939	2,327
	72 x 66 x 1 1/2	1800 x 1650 x 38	C_NN-RCDT6672	1,758	2,103
Channel cover option, change T to: Y Sky, add \$65.	60 x 66 x 1 1/2	1500 x 1650 x 38	C_NN-RCDT6660	1,579	1,890
	48 x 66 x 1 1/2	1200 x 1650 x 38	C_NN-RCDT6648	1,415	1,698
	96 x 60 x 1 1/2	2400 x 1500 x 38	C_NN-RCDT6096	2,087	2,503
96" to 84": Packaged in 2 boxes.	84 x 60 x 1 1/2	2100 x 1500 x 38	C_NN-RCDT6084	1,895	2,267
	72 x 60 x 1 1/2	1800 x 1500 x 38	C_NN-RCDT6072	1,711	2,054
	60 x 60 x 1 1/2	1500 x 1500 x 38	C_NN-RCDT6060	1,535	1,841
	48 x 60 x 1 1/2	1200 x 1500 x 38	C_NN-RCDT6048	1,382	1,661
	96 x 54 x 1 1/2	2400 x 1350 x 38	C_NN-RCDT5496	2,032	2,441
	84 x 54 x 1 1/2	2100 x 1350 x 38	C_NN-RCDT5484	1,847	2,218
	72 x 54 x 1 1/2	1800 x 1350 x 38	C_NN-RCDT5472	1,667	1,999
	60 x 54 x 1 1/2	1500 x 1350 x 38	C_NN-RCDT5460	1,498	1,797
	48 x 54 x 1 1/2	1200 x 1350 x 38	C_NN-RCDT5448	1,355	1,617
	Specify the surface type (5, 6).				

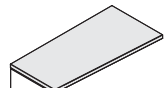
	W x D x H (in)	W x D x H (mm)	Code	All Laminate (\$)	HPL Surfaces (\$)
Surface extensions	<i>Rectangular top with laminate base. Compatible with double-sided surfaces.</i>				
	66 x 24 x 29 7/8	1650 x 600 x 757	C_NN-CEM2466	901	1,083
	60 x 24 x 29 7/8	1500 x 600 x 757	C_NN-CEM2460	874	1,049
	54 x 24 x 29 7/8	1350 x 600 x 757	C_NN-CEM2454	842	1,010
	Specify the surface type (5, 6).				

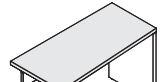
	W x D x H (in)	W x D x H (mm)	Code	All Laminate (\$)	HPL Surfaces (\$)
Surface extensions	<i>Rectangular top with combined base. Translucent insert. Compatible with double-sided surfaces.</i>				
	66 x 24 x 29 7/8	1650 x 600 x 757	C_NN-CET2466	1,083	1,301
	60 x 24 x 29 7/8	1500 x 600 x 757	C_NN-CET2460	1,055	1,262
	54 x 24 x 29 7/8	1350 x 600 x 757	C_NN-CET2454	1,021	1,229
	Specify the surface type (5, 6).				

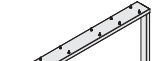
Insert option, change T to: Y Sky, add \$88.
Packaged in 2 boxes.

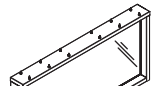
	W x D x H (in)	W x D x H (mm)	Code	All Laminate (\$)	HPL Surfaces (\$)
Single-sided surfaces	<i>1 1/2" (38 mm) thick single-sided surface with wire management raceway. Translucent acrylic channel covers. Can accommodate 1 or 2 pedestals. 1 LGC-COM included. 1 tone only.</i>				
	96 x 37 x 29 7/8	2400 x 947 x 757	C_NN-RCST3796	1,470	1,765
	84 x 37 x 29 7/8	2100 x 947 x 757	C_NN-RCST3784	1,311	1,579
	72 x 37 x 29 7/8	1800 x 947 x 757	C_NN-RCST3772	1,202	1,448
Channel cover option, change T to: Y Sky, add \$65.	60 x 37 x 29 7/8	1500 x 947 x 757	C_NN-RCST3760	1,103	1,321
	48 x 37 x 29 7/8	1200 x 947 x 757	C_NN-RCST3748	1,016	1,212
	96 x 34 x 29 7/8	2400 x 872 x 757	C_NN-RCST3496	1,426	1,716
96" to 84": Packaged in 2 boxes.	84 x 34 x 29 7/8	2100 x 872 x 757	C_NN-RCST3484	1,283	1,535
	72 x 34 x 29 7/8	1800 x 872 x 757	C_NN-RCST3472	1,174	1,410
	60 x 34 x 29 7/8	1500 x 872 x 757	C_NN-RCST3460	1,075	1,295
	48 x 34 x 29 7/8	1200 x 872 x 757	C_NN-RCST3448	989	1,186
	96 x 31 x 29 7/8	2400 x 797 x 757	C_NN-RCST3196	1,399	1,677
	84 x 31 x 29 7/8	2100 x 797 x 757	C_NN-RCST3184	1,251	1,498
	72 x 31 x 29 7/8	1800 x 797 x 757	C_NN-RCST3172	1,147	1,376
	60 x 31 x 29 7/8	1500 x 797 x 757	C_NN-RCST3160	1,055	1,262
	48 x 31 x 29 7/8	1200 x 797 x 757	C_NN-RCST3148	961	1,153
	Specify the surface type (5, 6).				

	W x D x H (in)	W x D x H (mm)	Code	All Laminate (\$)	HPL Surfaces (\$)
Double-sided return surfaces	<i>1 1/2" (38 mm) thick surface. 6" (150 mm) central modesty panel. Can accommodate 1 mobile pedestal CNNN-MP1518F.</i>				
	48 x 30 x 29 7/8	1200 x 750 x 757	C_NN-RD304824S	628	754
	36 x 30 x 29 7/8	900 x 750 x 757	C_NN-RD303624S	552	661
	Specify the surface type (5, 6).				


	W x D x H (in)	W x D x H (mm)	Code	All Laminate (\$)	HPL Surfaces (\$)
Left return surfaces	<i>1 1/2" (38 mm) thick surface. 6" (150 mm) modesty panel. Can accommodate 1 mobile pedestal CNNN-MP1518F.</i>				
	48 x 24 x 29 7/8	1200 x 600 x 757	C_NN-S204824R	574	688
	36 x 24 x 29 7/8	900 x 600 x 757	C_NN-S203624R	509	607
	Specify the surface type (5, 6).				

	W x D x H (in)	W x D x H (mm)	Code	All Laminate (\$)	HPL Surfaces (\$)
Right return surfaces	<i>1 1/2" (38 mm) thick surface. 6" (150 mm) modesty panel. Can accommodate 1 mobile pedestal CNNN-MP1518F.</i>				
	48 x 24 x 29 7/8	1200 x 600 x 757	C_NN-R244820S	574	688
	36 x 24 x 29 7/8	900 x 600 x 757	C_NN-R243620S	509	607
	Specify the surface type (5, 6).				

	W x D x H (in)	W x D x H (mm)	Code	All Laminate (\$)	HPL Surfaces (\$)
Double-sided laminate bases	<i>1 end base, goes under double-sided surfaces.</i>				
	66 x 6 x 28	1650 x 150 x 711	CNNN-CBDM66	966	-
	60 x 6 x 28	1500 x 150 x 711	CNNN-CBDM60	956	-
	54 x 6 x 28	1350 x 150 x 711	CNNN-CBDM54	946	-

	W x D x H (in)	W x D x H (mm)	Code	All Laminate (\$)	HPL Surfaces (\$)
Double-sided combined bases	<i>1 end base, goes under double-sided surfaces. Translucent acrylic insert with Silver anodized aluminum frame. 1 tone only.</i>				
	66 x 6 x 28	1650 x 150 x 711	CNNN-CBDT66	1,485	-
	60 x 6 x 28	1500 x 150 x 711	CNNN-CBDT60	1,470	-
	54 x 6 x 28	1350 x 150 x 711	CNNN-CBDT54	1,448	-

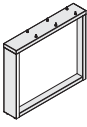
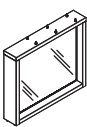
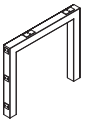
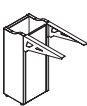




Insert option, change T to: Y Sky, add \$132.

	W x D x H (in)	W x D x H (mm)	Code	All Laminate (\$)	HPL Surfaces (\$)
Metal U-shaped double-sided bases	<i>Silver end base. Goes under double-sided surfaces.</i>				
	66 x 6 x 28	1650 x 150 x 711	CNNN-QBD66	901	-
	60 x 6 x 28	1500 x 150 x 711	CNNN-QBD60	874	-
	54 x 6 x 28	1350 x 150 x 711	CNNN-QBD54	842	-

	W x D x H (in)	W x D x H (mm)	Code	All Laminate (\$)	HPL Surfaces (\$)
Wire management laminate base	<i>Junction to join 2 double-sided surfaces. This base allows the connection of electric cables to a floor outlet. Includes door with 110° hinges and a lockable storage unit. 6" (150 mm) recessed bottom. Includes 2 cantilevers kits. 1 tone only.</i>				
	12 x 12 x 28	300 x 300 x 719	CNNN-LBD1212WM	885	-

2-TONE LAMINATE APPLICATION: SHADED AREA CORRESPONDS TO THE FIRST CODE TO BE SPECIFIED. SECOND LAMINATE CODE WILL BE APPLIED TO THE REST OF THE PRODUCT.



	W x D x H (in)	W x D x H (mm)	Code	All Laminate (\$)	HPL Surfaces (\$)
Single-sided laminate bases	<i>1 end base, goes under single-sided surfaces.</i>				
	36 x 6 x 28	900 x 150 x 711	CNNN-CBSM36	857	—
	33 x 6 x 28	825 x 150 x 711	CNNN-CBSM33	852	—
	30 x 6 x 28	750 x 150 x 711	CNNN-CBSM30	847	—
Single-sided combined bases	<i>1 end base, goes under single-sided surfaces. Translucent acrylic insert with Silver anodized aluminum frame. 1 tone only.</i>				
	36 x 6 x 28	900 x 150 x 711	CNNN-CBST36	1,197	—
	33 x 6 x 28	825 x 150 x 711	CNNN-CBST33	1,164	—
	30 x 6 x 28	750 x 150 x 711	CNNN-CBST30	1,125	—
Insert option, change T to: Y Sky, add \$88.					
Metal U-shaped single-sided bases	<i>Silver end base. Goes under single-sided surfaces.</i>				
	36 x 6 x 28	900 x 150 x 711	CNNN-QBS36	782	—
	33 x 6 x 28	825 x 150 x 711	CNNN-QBS33	754	—
	30 x 6 x 28	750 x 150 x 711	CNNN-QBS30	721	—
Wire management single-sided laminate base	<i>Junction to join 2 single-sided surfaces. This base allows the connection of electric cables to a floor outlet. Includes door with 110° hinges and a lockable storage unit. 6" (150 mm) recessed bottom. Includes 1 cantilever kit. 1 tone only.</i>				
	12 x 9 x 28	300 x 234 x 719	CNNN-LBS912WM	650	—
Shelves	<i>Silver anodized aluminum feet.</i>				
	30 x 13 x 5	750 x 325 x 116	CNNN-SH3013	246	—
	24 x 13 x 5	600 x 325 x 116	CNNN-SH2413	241	—
	18 x 13 x 5	450 x 325 x 116	CNNN-SH1813	235	—
Privacy screens – 18" H	<i>Acrylic translucent screen supported by stabilizer feet in a Silver finish. Divides face-to-face individual workspaces.</i>				
	48 x 1/4 x 18	1200 x 6 x 450	CNNN-SCT4818	481	—
	36 x 1/4 x 18	900 x 6 x 450	CNNN-SCT3618	459	—
	30 x 1/4 x 18	750 x 6 x 450	CNNN-SCT3018	432	—
Acrylic option, change T to: Y Sky, add \$65.	24 x 1/4 x 18	600 x 6 x 450	CNNN-SCT2418	410	—
	18 x 1/4 x 18	450 x 6 x 450	CNNN-SCT1818	382	—
Privacy screens – 11" H	<i>Acrylic translucent screen supported by stabilizer feet in a Silver finish. Divides face-to-face individual workspaces.</i>				
	48 x 1/4 x 11	1200 x 6 x 285	CNNN-SCT4811	420	—
	36 x 1/4 x 11	900 x 6 x 285	CNNN-SCT3611	400	—
Acrylic option, change T to: Y Sky, add \$65.	30 x 1/4 x 11	750 x 6 x 285	CNNN-SCT3011	372	—
	24 x 1/4 x 11	600 x 6 x 285	CNNN-SCT2411	350	—
	18 x 1/4 x 11	450 x 6 x 285	CNNN-SCT1811	322	—
Privacy screens – 18" H	<i>Fabric screen supported by stabilizer feet in Silver finish. Divides face-to-face individual workspaces. These prices are applicable for United Chair® Grade 1 and 2 fabrics. For other United Chair® grades add: Grade 3: 15%, Grade 4: 20%, Grade 5: 25%, Grade 6: 30%, Grade 7: 35%.</i>				
	48 x 2/5 x 18	1200 x 10 x 450	CNNN-SCF4818	496	—
	36 x 2/5 x 18	900 x 10 x 450	CNNN-SCF3618	475	—
	30 x 2/5 x 18	750 x 10 x 450	CNNN-SCF3018	454	—
	24 x 2/5 x 18	600 x 10 x 450	CNNN-SCF2418	426	—
	18 x 2/5 x 18	450 x 10 x 450	CNNN-SCF1818	405	—
Specify the fabric code after the product code.					

Privacy screens – 11" H


W x D x H (in)	W x D x H (mm)	Code	All Laminate (\$)	HPL Surfaces (\$)
<i>Fabric screen supported by stabilizer feet in Silver finish. Divides face-to-face individual workspaces. These prices are applicable for United Chair® Grade 1 and 2 fabrics. For other United Chair® grades add: Grade 3: 15%, Grade 4: 20%, Grade 5: 25%, Grade 6: 30%, Grade 7: 35%.</i>				
48 x 2/5 x 11	1200 x 10 x 285	CNNN-SCF4811	437	—
36 x 2/5 x 11	900 x 10 x 285	CNNN-SCF3611	415	—
30 x 2/5 x 11	750 x 10 x 285	CNNN-SCF3011	392	—
24 x 2/5 x 11	600 x 10 x 285	CNNN-SCF2411	366	—
18 x 2/5 x 11	450 x 10 x 285	CNNN-SCF1811	345	—

Specify the fabric code after the product code.
Privacy lateral screens – 18" H

Acrylic translucent screen supported by stabilizer feet and metal clip in a Silver finish. Divides side-to-side individual workspaces.

W x D x H (in)	W x D x H (mm)	Code	All Laminate (\$)	HPL Surfaces (\$)
24 x 1/4 x 18	600 x 6 x 450	CNNN-SCCT2418	426	—
21 x 1/4 x 18	525 x 6 x 450	CNNN-SCCT2118	415	—
18 x 1/4 x 18	450 x 6 x 450	CNNN-SCCT1818	405	—

Acrylic option, change T to: Y Sky, add \$65.

Privacy lateral screens – 11" H

Acrylic translucent screen supported by stabilizer feet and metal clip in a Silver finish. Divides side-to-side individual workspaces.

W x D x H (in)	W x D x H (mm)	Code	All Laminate (\$)	HPL Surfaces (\$)
24 x 1/4 x 11	600 x 6 x 285	CNNN-SCCT2411	366	—
21 x 1/4 x 11	525 x 6 x 285	CNNN-SCCT2111	355	—
18 x 1/4 x 11	450 x 6 x 285	CNNN-SCCT1811	345	—

Acrylic option, change T to: Y Sky, add \$65.

Privacy lateral screens – 18" H

Fabric screen supported by stabilizer feet in Silver finish. Divides side-to-side individual workspaces. These prices are applicable for United Chair® Grade 1 and 2 fabrics. For other United Chair® grades add: Grade 3: 15%, Grade 4: 20%, Grade 5: 25%, Grade 6: 30%, Grade 7: 35%.

W x D x H (in)	W x D x H (mm)	Code	All Laminate (\$)	HPL Surfaces (\$)
24 x 2/5 x 18	600 x 10 x 450	CNNN-SCCF2418	448	—
21 x 2/5 x 18	525 x 10 x 450	CNNN-SCCF2118	432	—
18 x 2/5 x 18	450 x 10 x 450	CNNN-SCCF1818	420	—

Specify the fabric code after the product code.
Privacy screens – 11" H

Fabric screen supported by stabilizer feet in Silver finish. Divides face-to-face individual workspaces. These prices are applicable for United Chair® Grade 1 and 2 fabrics. For other United Chair® grades add: Grade 3: 15%, Grade 4: 20%, Grade 5: 25%, Grade 6: 30%, Grade 7: 35%.

W x D x H (in)	W x D x H (mm)	Code	All Laminate (\$)	HPL Surfaces (\$)
24 x 2/5 x 11	600 x 10 x 285	CNNN-SCCF2411	382	—
21 x 2/5 x 11	525 x 10 x 285	CNNN-SCCF2111	372	—
18 x 2/5 x 11	450 x 10 x 285	CNNN-SCCF1811	361	—

Specify the fabric code after the product code.
Double-sided accessory rails

Silver aluminum finish and laminate ends. Allows accessories utilisation on both sides of a double-sided surface and creates visual privacy. Refer to page 206 for accessories. 1 tone only.

W x D x H (in)	W x D x H (mm)	Code	All Laminate (\$)	HPL Surfaces (\$)
72 x 13 x 11	1800 x 325 x 285	CNNN-RAD7211	901	—
66 x 13 x 11	1650 x 325 x 285	CNNN-RAD6611	874	—
60 x 13 x 11	1500 x 325 x 285	CNNN-RAD6011	847	—
54 x 13 x 11	1350 x 325 x 285	CNNN-RAD5411	825	—
48 x 13 x 11	1200 x 325 x 285	CNNN-RAD4811	797	—
42 x 13 x 11	1050 x 325 x 285	CNNN-RAD4211	776	—
36 x 13 x 11	900 x 325 x 285	CNNN-RAD3611	754	—
30 x 13 x 11	750 x 325 x 285	CNNN-RAD3011	727	—
24 x 13 x 11	600 x 325 x 285	CNNN-RAD2411	705	—

2-TONE LAMINATE APPLICATION: SHADED AREA CORRESPONDS TO THE FIRST CODE TO BE SPECIFIED. SECOND LAMINATE CODE WILL BE APPLIED TO THE REST OF THE PRODUCT.

 = NOT PART OF THE QUICKSHIP PROGRAM

 = ASSEMBLY REQUIRED

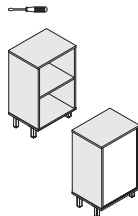


Single-sided accessory rails



W x D x H (in)	W x D x H (mm)	Code	All Laminate (\$)	HPL Surfaces (\$)
<i>Silver aluminum finish and laminate ends. Allows accessories utilisation on single-sided surfaces. Refer to page 206 for accessories. 1 tone only.</i>				
72 x 11 x 11	1800 x 285 x 285	CNNN-RAS7211	661	—
66 x 11 x 11	1650 x 285 x 285	CNNN-RAS6611	633	—
60 x 11 x 11	1500 x 285 x 285	CNNN-RAS6011	607	—
54 x 11 x 11	1350 x 285 x 285	CNNN-RAS5411	584	—
48 x 11 x 11	1200 x 285 x 285	CNNN-RAS4811	557	—
42 x 11 x 11	1050 x 285 x 285	CNNN-RAS4211	536	—
36 x 11 x 11	900 x 285 x 285	CNNN-RAS3611	514	—
30 x 11 x 11	750 x 285 x 285	CNNN-RAS3011	486	—
24 x 11 x 11	600 x 285 x 285	CNNN-RAS2411	465	—

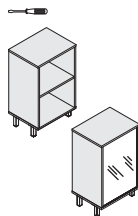
Surface height bookcases – 18" H



Laminate back				
<i>Silver anodized aluminum feet. 1 tone only. 1 fixed shelf. Storage space for 2 binders high.</i>				
18 x 13 x 30	450 x 325 x 762	CNNN-EBM3018	579	—

White board on back				
<i>Silver anodized aluminum feet. 1 tone only. 1 fixed shelf. Storage space for 2 binders high.</i>				
18 x 13 x 30	450 x 325 x 762	CNNN-EBW3018	639	—

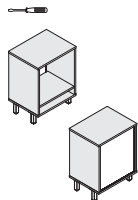
Surface height bookcases – 30" H



<i>Translucent insert with Silver anodized aluminum framed. Silver anodized aluminum feet. 1 tone only. 1 fixed shelf. Storage space for 2 binders high.</i>				
18 x 13 x 30	450 x 325 x 762	CNNN-EBT3018	678	—

Acrylic option, change T to: Y Sky, add \$65

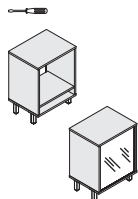
Surface height bookcases / pigeonholes – 24" H



Laminate back				
<i>Silver anodized aluminum feet. 1 tone only. Top portion allows 1 high binder storage. Pigeonhole at bottom.</i>				
18 x 13 x 24	450 x 325 x 610	CNNN-EBM2418	569	—

White board on back				
<i>Silver anodized aluminum feet. 1 tone only. Top portion allows 1 high binder storage. Pigeonhole at bottom.</i>				
18 x 13 x 24	450 x 325 x 610	CNNN-EBW2418	612	—

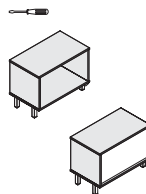
Surface height bookcases / pigeonholes – 24" H



<i>Translucent insert with Silver anodized aluminum framed. Silver anodized aluminum feet. 1 tone only. Top portion allows 1 high binder storage. Pigeonhole at bottom.</i>				
18 x 13 x 24	450 x 325 x 610	CNNN-EBT2418	666	—

Acrylic option, change T to: Y Sky, add \$65

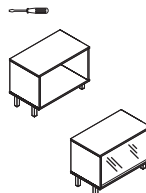
Surface height bookcases – 18" H



Laminate back				
<i>Silver anodized aluminum feet. 1 tone only.</i>				
30 x 13 x 18	750 x 325 x 450	CNNN-EBM1830	579	—
24 x 13 x 18	600 x 325 x 450	CNNN-EBM1824	569	—
18 x 13 x 18	450 x 325 x 450	CNNN-EBM1818	552	—

White board on back				
<i>Silver anodized aluminum feet. 1 tone only.</i>				
30 x 13 x 18	750 x 325 x 450	CNNN-EBW1830	639	—
24 x 13 x 18	600 x 325 x 450	CNNN-EBW1824	612	—
18 x 13 x 18	450 x 325 x 450	CNNN-EBW1818	590	—

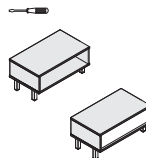
Surface height bookcases – 18" H



<i>Translucent insert with Silver anodized aluminum framed. Silver anodized aluminum feet. 1 tone only.</i>				
30 x 13 x 18	750 x 325 x 450	CNNN-EBT1830	678	—
24 x 13 x 18	600 x 325 x 450	CNNN-EBT1824	666	—
18 x 13 x 18	450 x 325 x 450	CNNN-EBT1818	655	—

Acrylic option, change T to: Y Sky, add \$65.

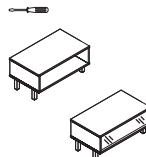
Surface height bookcases – 11" H



Laminate back				
<i>Silver anodized aluminum feet. 1 tone only.</i>				
30 x 13 x 11	750 x 325 x 285	CNNN-EBM1130	541	—
24 x 13 x 11	600 x 325 x 285	CNNN-EBM1124	529	—
18 x 13 x 11	450 x 325 x 285	CNNN-EBM1118	519	—

White board on back				
<i>Silver anodized aluminum feet. 1 tone only.</i>				
30 x 13 x 11	750 x 325 x 285	CNNN-EBW1130	600	—
24 x 13 x 11	600 x 325 x 285	CNNN-EBW1124	574	—
18 x 13 x 11	450 x 325 x 285	CNNN-EBW1118	546	—

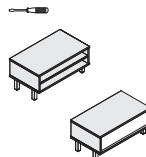
Surface height bookcases – 11" H



<i>Translucent insert with Silver anodized aluminum framed. Silver anodized aluminum feet. 1 tone only.</i>				
30 x 13 x 11	750 x 325 x 285	CNNN-EBT1130	618	—
24 x 13 x 11	600 x 325 x 285	CNNN-EBT1124	607	—
18 x 13 x 11	450 x 325 x 285	CNNN-EBT1118	595	—

Acrylic option, change T to: Y Sky, add \$44.

Surface height pigeonholes






Laminate back				
<i>Silver anodized aluminum feet. 1 tone only.</i>				
30 x 13 x 11	750 x 325 x 285	CNNN-DVM1130	574	—
24 x 13 x 11	600 x 325 x 285	CNNN-DVM1124	557	—
18 x 13 x 11	450 x 325 x 285	CNNN-DVM1118	546	—

White board on back				
<i>Silver anodized aluminum feet. 1 tone only.</i>				
30 x 13 x 11	750 x 325 x 285	CNNN-DVW1130	612	—
24 x 13 x 11	600 x 325 x 285	CNNN-DVW1124	590	—
18 x 13 x 11	450 x 325 x 285	CNNN-DVW1118	557	—

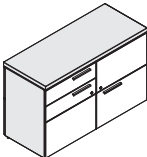
2-TONE LAMINATE APPLICATION: SHADED AREA CORRESPONDS TO THE FIRST CODE TO BE SPECIFIED. SECOND LAMINATE CODE WILL BE APPLIED TO THE REST OF THE PRODUCT.

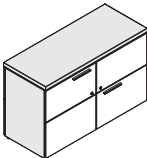


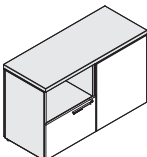
	W x D x H (in)	W x D x H (mm)	Code	All Laminate (\$)	HPL Surfaces (\$)
Surface height pigeonholes	<i>Translucent insert with Silver anodized aluminum framed. Silver anodized aluminum feet. 1 tone only.</i>				
	30 x 13 x 11	750 x 325 x 285	CNNN-DVT1130	639	—
	24 x 13 x 11	600 x 325 x 285	CNNN-DVT1124	612	—
	18 x 13 x 11	450 x 325 x 285	CNNN-DVT1118	590	—

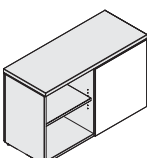
Acrylic option, change T to: Y Sky, add \$44.

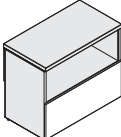
SHARED STORAGES (DOUBLE-SIDED) – 29 7/8" H

Shared box and file storage	<i>2 box drawers and 1 file drawer with suspension bar on both sides. Pencil tray. Locks.</i>				
	48 x 20 x 29 7/8	1200 x 500 x 757	C_NN-DUM2048MF	2,300	2,753
	Specify the surface type (5, 6).				

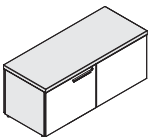
Shared lateral file storage	<i>2 file drawers with suspension bars on both sides. Locks.</i>				
	48 x 20 x 29 7/8	1200 x 500 x 757	C_NN-DFM2048MF	2,004	2,409
	Specify the surface type (5, 6).				

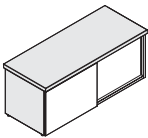
Shared open lateral file storage	<i>1 open space and 1 file drawer with suspension bar on both sides. Locks.</i>				
	48 x 20 x 29 7/8	1200 x 500 x 757	C_NN-DSF2048M	1,656	1,984
	Specify the surface type (5, 6).				

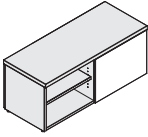
Shared open bookcase storage	<i>1 open space on both sides. Adjustable shelves.</i>				
	48 x 20 x 29 7/8	1200 x 500 x 757	C_NN-DS2048M	1,021	1,229
	Specify the surface type (5, 6).				

Shared open unit	<i>1 open space on both sides.</i>				
	36 x 20 x 29 7/8	900 x 500 x 757	C_NN-DSM2036	857	1,033
	Specify the surface type (5, 6).				

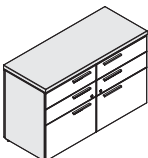
SHARED STORAGES (DOUBLE-SIDED) – 20" H

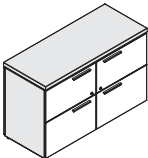
Shared lateral file storage – 20" H	<i>1 fixed shelf and 1 file drawer with suspension bar on both sides. Locks. Can accommodate 1 or 2 cushions. Refer to page 149.</i>				
	48 x 20 x 20	1200 x 500 x 508	C_NN-DF204820M	1,579	1,890
	Specify the surface type (5, 6).				

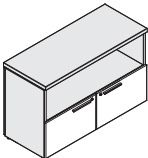
Shared storage with laminate sliding door – 20" H	<i>Storage on both sides. Adjustable shelves. Can accommodate 1 or 2 cushions. Refer to page 149.</i>				
	48 x 20 x 20	1200 x 500 x 508	C_NN-DC204820M	1,901	2,277
	Specify the surface type (5, 6).				

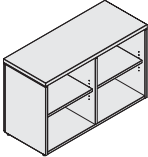
Shared open storage – 20" H	<i>1 open space on both sides. Adjustable shelves. Can accommodate 1 or 2 cushions. Refer to page 149.</i>				
	48 x 20 x 20	1200 x 500 x 508	C_NN-DS204820M	874	1,049
	Specify the surface type (5, 6).				

INDIVIDUAL STORAGES (SINGLE-SIDED) – 29 7/8" H

Lateral box and file storage	<i>4 box drawers and 2 file drawers with suspension bars. Pencil tray. Locks controls file drawers and box drawers above. Optional counterweight to meet BIFMA standards. Refer to page 207.</i>				
	48 x 20 x 29 7/8	1200 x 500 x 757	C_NN-UF2048UF	2,059	2,475
	Specify the surface type (5, 6).				

Lateral file storage	<i>4 file drawers with suspension bars. Locks. Optional counterweight to meet BIFMA standards. Refer to page 207.</i>				
	48 x 20 x 29 7/8	1200 x 500 x 757	C_NN-LF2048LF	1,814	2,174
	Specify the surface type (5, 6).				

Open lateral file storage	<i>1 open space and 2 file drawers with suspension bars. Locks.</i>				
	48 x 20 x 29 7/8	1200 x 500 x 757	C_NN-SLF2048	1,174	1,410
	Specify the surface type (5, 6).				

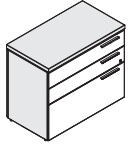
Open Bookcase storage	<i>Adjustable shelves.</i>				
	48 x 20 x 29 7/8	1200 x 500 x 757	C_NN-S2048S	929	1,109
	Specify the surface type (5, 6).				

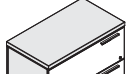
2-TONE LAMINATE APPLICATION: SHADED AREA CORRESPONDS TO THE FIRST CODE TO BE SPECIFIED. SECOND LAMINATE CODE WILL BE APPLIED TO THE REST OF THE PRODUCT.

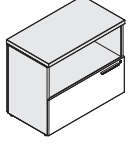
 = NOT PART OF THE QUICKSHIP PROGRAM

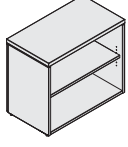
 = ASSEMBLY REQUIRED



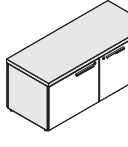
	W x D x H (in)	W x D x H (mm)	Code	All Laminate (\$)	HPL Surfaces (\$)
Lateral box and file unit	<i>2 box drawers. 1 file drawer with suspension bar. Pencil tray. Lock. Optional counterweight to meet BIFMA standards. Refer to page 207.</i>				
	36 x 20 x 29 7/8	900 x 500 x 757	C_NN-2036UF	1,207	1,458
	Specify the surface type (5, 6).				

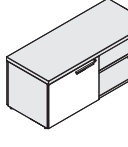
	W x D x H (in)	W x D x H (mm)	Code	All Laminate (\$)	HPL Surfaces (\$)
Lateral file unit	<i>2 file drawers with suspension bars. Lock. Optional counterweight to meet BIFMA standards. Refer to page 207.</i>				
	36 x 20 x 29 7/8	900 x 500 x 757	C_NN-2036LF	1,147	1,376
	Specify the surface type (5, 6).				

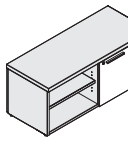
	W x D x H (in)	W x D x H (mm)	Code	All Laminate (\$)	HPL Surfaces (\$)
Open lateral file unit	<i>1 open space and 1 file drawer with suspension bar. Lock.</i>				
	36 x 20 x 29 7/8	900 x 500 x 757	C_NN-SLF2036	924	1,103
	Specify the surface type (5, 6).				

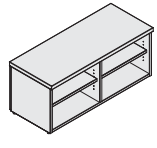
	W x D x H (in)	W x D x H (mm)	Code	All Laminate (\$)	HPL Surfaces (\$)
Open bookcase unit	<i>Adjustable shelf.</i>				
	36 x 20 x 29 7/8	900 x 500 x 757	C_NN-2036S	765	924
	Specify the surface type (5, 6).				

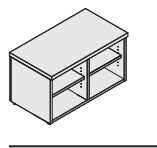
INDIVIDUAL STORAGES (SINGLE-SIDED) – 20" H

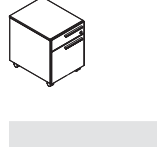
	W x D x H (in)	W x D x H (mm)	Code	All Laminate (\$)	HPL Surfaces (\$)
Lateral file storage – 20" H	<i>2 fixed shelves and 2 file drawers with suspension bars. Locks. Can accommodate 1 or 2 cushions. Refer to page 149.</i>				
	48 x 20 x 20	1200 x 500 x 508	C_NN-F204820F	1,503	1,803
	Specify the surface type (5, 6).				

	W x D x H (in)	W x D x H (mm)	Code	All Laminate (\$)	HPL Surfaces (\$)
Left lateral file with open storage – 20" H	<i>1 open space with adjustable shelf. 1 fixed shelf and 1 file drawer with suspension bar. Lock. Can accommodate 1 or 2 cushions. Refer to page 149.</i>				
	48 x 20 x 20	1200 x 500 x 508	C_NN-F204820S	1,212	1,465
	Specify the surface type (5, 6).				

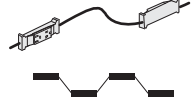
	W x D x H (in)	W x D x H (mm)	Code	All Laminate (\$)	HPL Surfaces (\$)
Right lateral file with open storage – 20" H	<i>1 open space with adjustable shelf. 1 fixed shelf and 1 file drawer with suspension bar. Lock. Can accommodate 1 or 2 cushions. Refer to page 149.</i>				
	48 x 20 x 20	1200 x 500 x 508	C_NN-S204820F	1,212	1,465
	Specify the surface type (5, 6).				

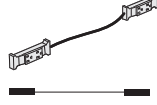
	W x D x H (in)	W x D x H (mm)	Code	All Laminate (\$)	HPL Surfaces (\$)
Open space storage – 20" H	<i>Adjustable shelves. Can accommodate 1 or 2 cushions. Refer to page 149.</i>				
	48 x 20 x 20	1200 x 500 x 508	C_NN-S204820S	820	984
	Specify the surface type (5, 6).				

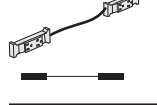
	W x D x H (in)	W x D x H (mm)	Code	All Laminate (\$)	HPL Surfaces (\$)
Open space unit – 20" H	<i>Adjustable shelves. Can accommodate 1 cushion.</i>				
	36 x 20 x 20	900 x 500 x 508	C_NN-S203620S	797	956
	Specify the surface type (5, 6).				

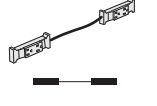
	W x D x H (in)	W x D x H (mm)	Code	All Laminate (\$)	HPL Surfaces (\$)
Mobile pedestal – 20" H	<i>1 box drawer, 1 file drawer with suspension bar. Pencil tray. Lock. Brakes on front casters. Fits under a work surface. 1 tone only. Can accommodate 1 cushion.</i>				
	15 x 18 x 20	388 x 450 x 508	CNNN-MP1518F	924	-

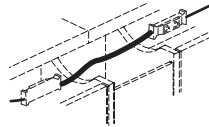
Code	Price (\$)
ELECTRIFICATION	

Electrical table kit	<i>4 duplex receptacles with cables. Black. Compatible with surfaces 96"/84"/72" W.</i>	
	LGC-4TRAC496C_	437
	Specify circuit number at the end of the code (1, 2).	

Electrical table kit	<i>2 duplex receptacles with cables. Black. Compatible with surfaces 96"/84" W.</i>	
	LGC-4TRAC296C_	256
	Specify circuit number at the end of the code (1, 2).	

Electrical table kit	<i>2 duplex receptacles with cables. Black. Compatible with surfaces 72" W.</i>	
	LGC-4TRAC272C_	246
	Specify circuit number at the end of the code (1, 2).	

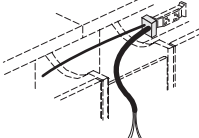
Electrical table kit	<i>2 duplex receptacles with cables. Black. Compatible with surfaces 60"/48" W.</i>	
	LGC-4TRAC260C_	235
	Specify circuit number at the end of the code (1, 2).	

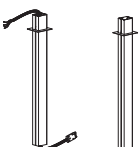
Universal pass cable, 36" L	<i>Connects 2 adjacent surfaces. 36" (914 mm) in length.</i>	
	LGC-PASS36	142

2-TONE LAMINATE APPLICATION: SHADED AREA CORRESPONDS TO THE FIRST CODE TO BE SPECIFIED. SECOND LAMINATE CODE WILL BE APPLIED TO THE REST OF THE PRODUCT.

 = ASSEMBLY REQUIRED


 = NOT PART OF THE QUICKSHIP PROGRAM

Code	Price (\$)
Electrical feed, from floor  72" (1828 mm) cable or 60" (1524 mm) cable. Must be installed by an electrician.	
LGC-FFEED60	213
LGC-FFEED72	224

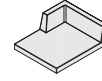
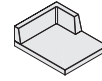
Electrical feed, from ceiling  120" (3000 mm) tall aluminum post, silver. 132" (3353 mm) long cable. Screws and support included. Must be installed by an electrician.	
CNNN-CFEED120	541
120" (3000 mm) tall aluminum post, silver.	
CNNN-POLE120	420

Packaged in 2 boxes.

Communication plate  Communication plate for single-sided or double-sided surfaces. Silver finish. Adaptors included.	
LGC-COM	33

	W x D x H (in)	W x D x H (mm)	Code	Price (\$)
Cushions 2" (51 mm) foam. Installs on 20" H (500 mm) storage units or mobile pedestal with velcro. These prices are applicable for United Chair® Grade 1 and 2 fabrics. For other United Chair® grades add: Grade 3: 15%, Grade 4: 20%, Grade 5: 25%, Grade 6: 30%, Grade 7: 35%.				
Cushion for storage units and pedestal 				
	36 x 20 x 2	900 x 500 x 51	CNNN-CU2036	420
	24 x 20 x 2	600 x 500 x 51	CNNN-CU2024	333
	15 x 18 x 2	388 x 450 x 51	CNNN-CU1518	241

All United Chair® standard fabrics, vinyls and leathers are available to coordinate on cushions.

Cushions with backrest for storage units


All United Chair® standard fabrics and vinyls (except leathers) are available to coordinate on cushions.

Tackboards for surface height bookcases and pigeonholes


All United Chair® standard fabrics (except vinyls and leathers) are available to coordinate on tackboard.

W x D x H (in)	W x D x H (mm)	Code	Price (\$)
<i>Backrest on left.</i>			
36 x 20 x 8	900 x 500 x 200	CNNN-CUB2036	628
24 x 20 x 8	600 x 500 x 200	CNNN-CUB2024	509

Specify the fabric code after the product code.

Backrest on right.

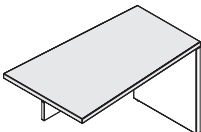
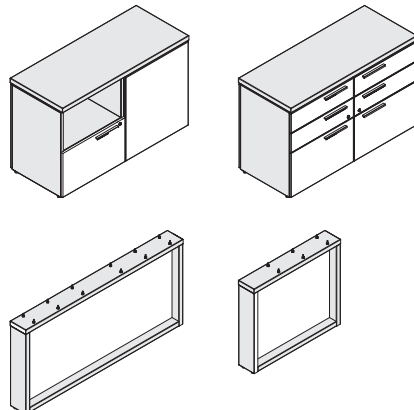
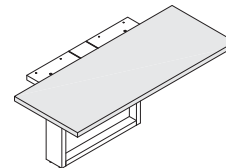
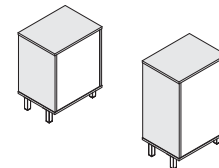
36 x 20 x 8	900 x 500 x 200	CNNN-2036CUB	628
24 x 20 x 8	600 x 500 x 200	CNNN-2024CUB	509

Specify the fabric code after the product code.

Mounts to surface height bookcases and pigeonholes back panel. These prices are applicable for United Chair® Grade 1 and 2 fabrics. For other United Chair® grades add: Grade 3: 15%, Grade 4: 20%, Grade 5: 25%, Grade 6: 30%, Grade 7: 35%.

16 x 1/2 x 25	408 x 13 x 611	CNNN-TK1625	301
16 x 1/2 x 19	408 x 13 x 467	CNNN-TK1619	241
16 x 1/2 x 12 1/4	408 x 13 x 340	CNNN-TK1613	273
22 x 1/2 x 12 1/4	558 x 13 x 340	CNNN-TK2213	278
28 x 1/2 x 12 1/4	708 x 13 x 340	CNNN-TK2813	283
16 x 1/2 x 5 3/4	408 x 13 x 143	CNNN-TK1606	246
22 x 1/2 x 5 3/4	558 x 13 x 143	CNNN-TK2206	251
28 x 1/2 x 5 3/4	708 x 13 x 143	CNNN-TK2806	256

Specify the fabric code after the product code.

C.I.T.É.'S 2-TONE APPLICATION
Return surfaces

Storage modules and laminate bases

Surface extensions

Surface height bookcases


First laminate code specified will apply to the work surface; on storage modules and laminate bases, it will apply to the top, the sides and the bottom of the unit (refer to the shaded area on the pictograms).

The second laminate code specified will apply to the rest of the product; on storage modules and laminate bases, it will apply to the front and the back of the unit (white area on the pictograms).

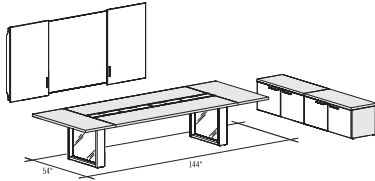
2-TONE LAMINATE APPLICATION: SHADED AREA CORRESPONDS TO THE FIRST CODE TO BE SPECIFIED. SECOND LAMINATE CODE WILL BE APPLIED TO THE REST OF THE PRODUCT.

 = NOT PART OF THE QUICKSHIP PROGRAM

 = ASSEMBLY REQUIRED

SUGGESTIONS

C5NN-PLAN01



Plan shown in C.I.T.É Flyer:

C5NN-PLAN01 **\$8,709**

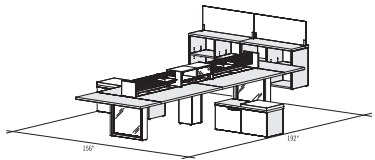
- 1 C5NN-RCDT5496
- 2 C5NN-CET2454
- 2 C5NN-F204820F
- 1 TNNS-VBX4860C

1½" thick laminate (5). Bases, privacy screens and upper storage units with Translucent acrylic (T).

Electrify it for **\$650**

- 1 LGC-4TRAC496C1
- 1 LGC-FFEED60

C5NN-PLAN02



Plan shown in C.I.T.É Flyer:

C5NN-PLAN02 **\$16,586**

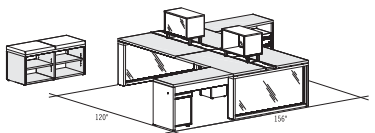
- 2 C5NN-RCDT6072
- 2 C5NN-CET2460
- 1 CNNN-LBD1212WM
- 2 C5NN-DF204820M
- 2 CNNN-CU2024
- 2 CNNN-RAD5411
- 2 CNNN-EBT1118
- 4 LGC-RAS12S
- 4 LGC-RPT11S
- 2 C5NN-S2048S
- 2 CNNN-SCF4818

1½" thick laminate (5). Bases, privacy screens and upper storage units with Translucent acrylic (T).

Electrify it for **\$879**

- 1 LGC-FFEED60
- 2 LGC-4TRAC272C1
- 1 LGC-PASS36

C5NN-PLAN03



Plan shown in C.I.T.É Flyer:

C5NN-PLAN03 **\$14,543**

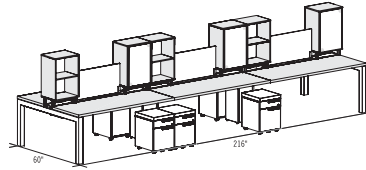
- 2 C5NN-RCDY6060
- 2 CNNN-CBDY60
- 1 CNNN-LBD1212WM
- 2 C5NN-R244820S
- 2 C5NN-S204820S
- 2 CNNN-EBY1824
- 2 CNNN-CU2024
- 2 CNNN-MP1518F
- 2 CNNN-CU1518

1½" thick laminate (5). Bases, privacy screens and upper storage units with Sky acrylic (Y).

Electrify it for **\$825**

- 1 LGC-FFEED60
- 1 LGC-PASS36
- 2 LGC-4TRAC260C1

C5NN-PLAN04



Plan shown in C.I.T.É Flyer:

C5NN-PLAN04 **\$22,284**

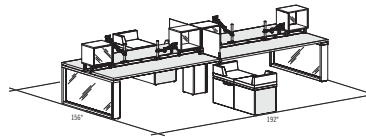
- 3 C5NN-RCDT6072
- 2 CNNN-LBD1212WM
- 2 CNNN-QBD60
- 6 CNNN-MP1518F
- 6 CNNN-CU1518
- 6 CNNN-EBM1830
- 6 CNNN-TK1625
- 3 CNNN-SCT3618

1½" thick laminate (5). Metal end bases, central bases and laminate storage units. Privacy screens with Translucent acrylic (T).

Electrify it for **\$1,235**

- 1 LGC-FFEED60
- 3 LGC-4TRAC272C1
- 2 LGC-PASS36

C5NN-PLAN05



Plan shown in C.I.T.É Flyer:

C5NN-PLAN05 **\$20,288**

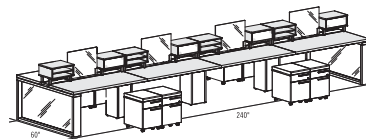
- 2 C5NN-RCDT6096
- 2 CNNN-CBDT60
- 1 CNNN-LBD1212WM
- 2 C5NN-DF204820M
- 4 CNNN-EBT2418
- 2 CNNN-EBT1818
- 4 CNNN-2024CUB
- 2 CNNN-SCCT2118
- 4 LGC-SUP2ECPLS

1½" thick laminate (5). Bases, privacy screens and upper storage units with Translucent acrylic (T).

Electrify it for **\$1,229**

- 1 LGC-FFEED60
- 1 LGC-PASS36
- 2 LGC-4TRAC496C1

C5NN-PLAN06



Not shown in C.I.T.É Flyer:

C5NN-PLAN06 **\$29,019**

- 4 C5NN-RCDT6060
- 2 CNNN-CBDT60
- 3 CNNN-LBD1212WM
- 8 CNNN-MP1518F
- 8 CNNN-DVM1118
- 4 CNNN-SCT2418
- 8 CNNN-CU1518
- 8 CNNN-TK1606

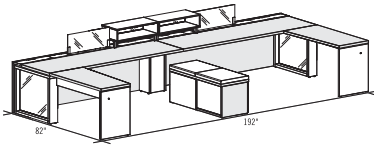
1½" thick laminate (5). Bases, privacy screens and upper storage units with Translucent acrylic (T).

Electrify it for **\$1,579**

- 1 LGC-FFEED60
- 3 LGC-PASS36
- 4 LGC-4TRAC260C1

SUGGESTIONS

C5NN-PLAN07



Not shown in C.I.T.É Flyer:

C5NN-PLAN07 **\$11,522**

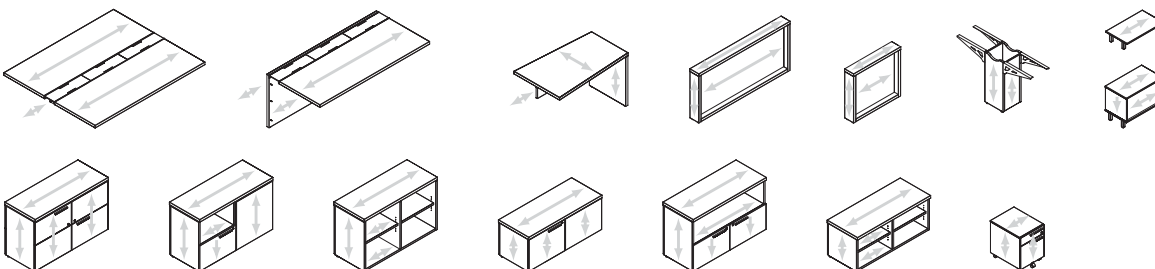
- 2 C5NN-RCST3496
- 2 C5NN-CBST33
- 1 C5NN-LBS912WM
- 1 C5NN-R244820S
- 1 C5NN-S204824R
- 1 C5NN-DC204820M
- 2 C5NN-EBT1130
- 2 C5NN-SCT3011
- 2 C5NN-CU2024

1½" thick laminate (5). Bases, privacy screens and upper storage units with Translucent acrylic (T).

Electrify it for **\$869**

- 1 LGC-FFEED60
- 1 LGC-PASS36
- 2 LGC-4TRAC296C1

TYPICAL WOOD GRAIN DIRECTION FOR C.I.T.É.:

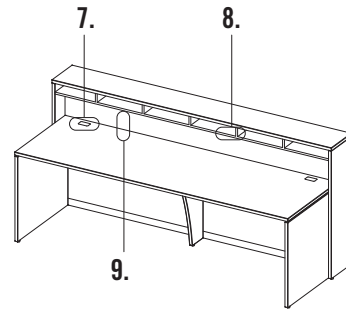
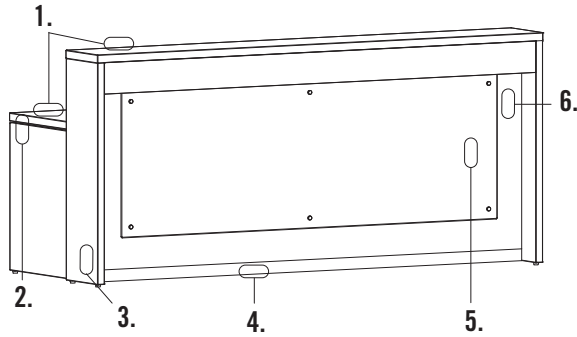


RECEPTION Furniture



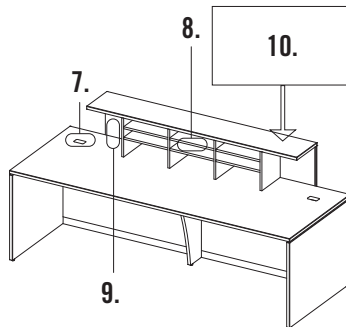
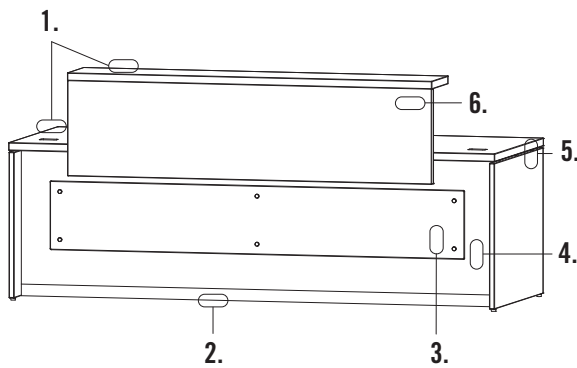
GENERAL CHARACTERISTICS

MORPHEO STYLE, 43" H



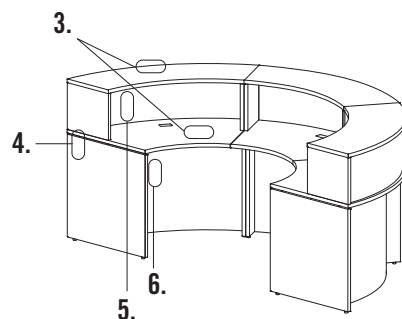
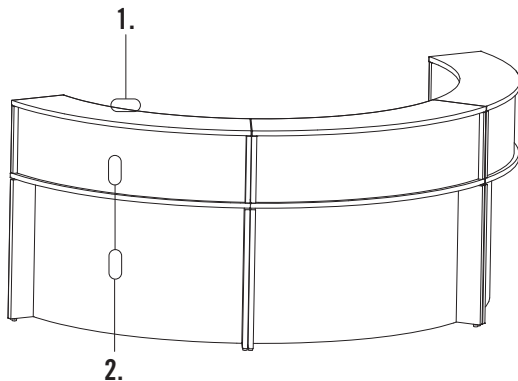
1. Thermofused or high-pressure laminate surfaces, 1" (25 mm) or 1½" (38 mm) thick.
2. Aluminum spacers.
3. Panel, 1" (25 mm) or 1½" (38 mm) thick.
4. Anodized aluminum kickplate (optional).
5. Front acrylic panel option: T Translucent or X Matrix (optional).
6. Recessed modesty panel. Available space to accommodate a lighting unit: 4½" (115 mm) deep, 2½" (64 mm) high. Lighting unit sold separately (LGC-LED_ _).
7. 2 grommets at both ends.
8. Pigeonholes accommodate legal size documents.
9. Clearance under shelf: 9½" (233 mm) under a 1" (25 mm) shelf, 8⅝" (220 mm) under a 1½" (38 mm) shelf. Space can accommodate a LGC-TK4809H tackboard.

MORPHEO STYLE, 29" H

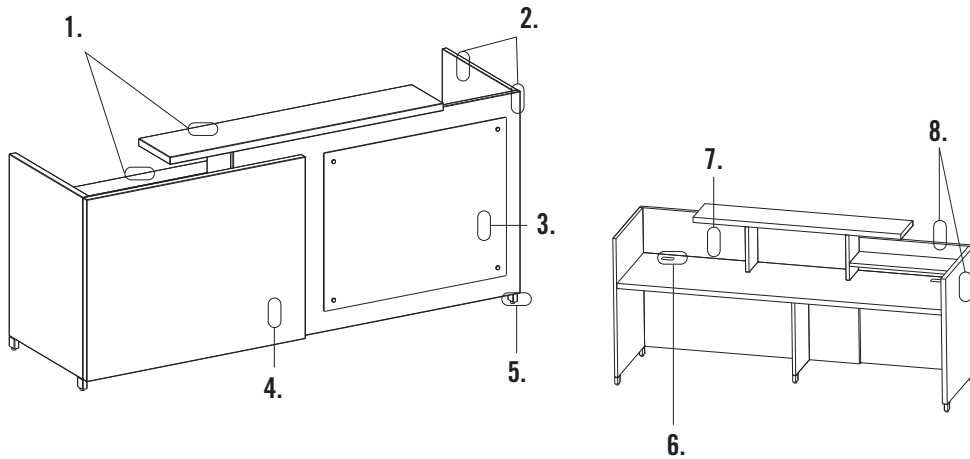


1. Thermofused or high-pressure laminate surfaces, 1" (25 mm) or 1½" (38 mm) thick.
2. Anodized aluminum kickplate (optional).
3. Front acrylic panel option: T Translucent or X Matrix (optional).
4. Recessed modesty panel. Available space to accommodate a lighting unit: 5¼" (134 mm) deep. Lighting unit sold separately (LGC-LED_ _).
5. Aluminum spacers.
6. Panel, 1" (25 mm) or 1½" (38 mm) thick.
7. 2 grommets at both ends.
8. Modular countertop has pigeonholes to accommodate legal size documents.
9. Clearance under shelf: 12½" (318 mm) under a 1" (25 mm) shelf, 12" (306 mm) under a 1½" (38 mm) shelf.
10. Ability to convert a standard rectangular desk into a reception station by adding a modular countertop.

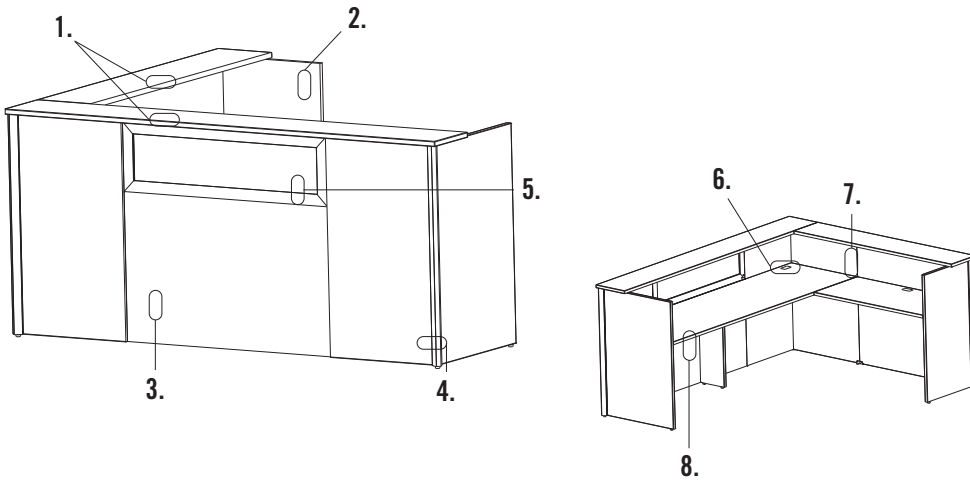
MORPHEO STYLE, 60° AND 90°



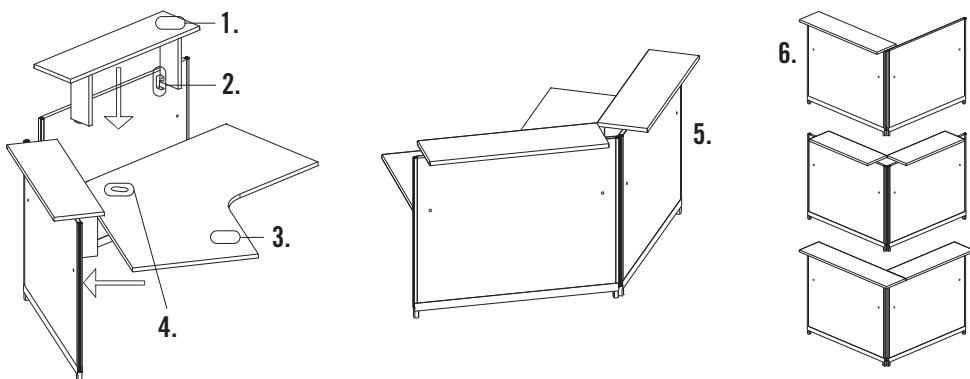
1. Modular countertops.
2. High-pressure laminate recessed front and modesty panel.
3. Thermofused or high-pressure laminate surfaces, 1" (25 mm) or 1½" (38 mm) thick.
4. Aluminum spacers.
5. Clearance under shelf: 12½" (318 mm).
6. Can accommodate a suspended pedestal MNN_-F or 18" (448 mm) deep modular pedestals (sold separately).

QUAD STYLE


1. Thermofused or high-pressure laminate surfaces, 1½" (38 mm) thick.
2. Panels, 1" (25 mm) thick.
3. Front acrylic panel (optional).
4. 1½" (38 mm) thick panel juxtaposed on a 1" (25 mm) thick panel.
5. Metal legs in accent color Silver (S) or Anthracite Grey (A).
6. 2 grommets at both ends.
7. Clearance under shelf: 12¼" (311 mm).
8. Panels, 1½" (38 mm) thick.
9. Reception returns available to match with desks.

CONCEPT 3 STYLE


1. Thermofused laminate surfaces, 1" (25 mm).
2. Reversible return shell (sold separately) accommodates a C3-UF18 modular pedestal (sold separately).
3. 5/8" (16 mm) panel between two 1" (25 mm) panels.
4. Anodized aluminum legs.
5. Anodized aluminum frame with translucent acrylic insert.
6. 2 grommets at both ends.
7. Clearance under shelf: 12½" (318 mm).
8. Desk accommodates C3-FF24 or C3-UF24 modular pedestals (sold separately).

PANGRAM STYLE – TRANSACTION COUNTERTOP AND 120° SURFACE FOR 41" H PANGRAM PANELS



1. 1" (25 mm) thermofused laminate shelves installed on 41" H (1040 mm) PanGram panels.
 2. Shelf assembly hardware installs under the work surface. Clearance under shelf: 12⅞" (327 mm).
 3. 1" (25 mm) 120° thermofused laminate surface.
 4. 1 grommet in the center.
 5. The transaction shelf can only be installed under the work surface which is attached to a 41" H (1040 mm) panel.
 6. The length of the transaction shelf can be the same or different than the length of PanGram panel.
- Refer to the PanGram section, page 130, for selection of required elements.



EDGEBANDING

Furniture with 1" and 1½" (25 and 38 mm) thick tops.

N Edge




Smooth, 1/8" (3 mm) thick edge.

The **N** edge is matched with the finish specified for the surface.

Furniture with 1½" (38 mm) thick tops.


Textured 1 Edge



Textured, 5/32" (4mm) thick edge.

The textured 1 and 2 edges are **available (and in matching color) ONLY** when a wood grain finish is specified for the surface.

Textured 2 Edge




HANDLES




A – Arcade




C – Cubic



K – Classic



W – Waterfall



Z – Straight

LEGS



Q – Square




V – Round

ALUMINUM KICKPLATE



M – Anodized Aluminum

MODESTY PANELS / DOOR INSERTS




T – Translucent



X – Matrix

ACCENT COLORS



S – Silver



A – Anthracite Grey

Exception: Furniture with aluminum doors or kickplate are available in Silver anodized aluminum only.

CODIFICATION

Series	Options			
	Thickness	Edgebanding	Handles / Legs	Accent color
M	1 Thermofused laminate 1"	N Smooth edge	A Arcade C Cubic K Classic W Waterfall Z Straight Q Square leg V Round leg	A Anthracite Grey S Silver
	2 High-pressure laminate 1"			
	5 Thermofused laminate 1½"	2 Textured edge		
	6 High-pressure laminate 1½"			

W x D x H (in)	W x D x H (mm)	Code	All Laminate (\$)	HPL Surfaces (\$)
Reception desks with transaction countertop, 43" H				
<i>Transaction countertop with pigeonholes. Full-height modesty panel. Can accommodate 1 or 2 pedestals. 2 grommets on the work surface and 2 wiring accesses allowing the passage of electrical cables for a lighting unit on the front of the modesty panel. Lighting sold separately (LGC-LED_ _).</i>				
96 x 36 x 42¾	2400 x 900 x 1087	M_NN_-GS369643S	2,212	2,660
84 x 36 x 42¾	2100 x 900 x 1087	M_NN_-GS368443S	2,108	2,524
72 x 36 x 42¾	1800 x 900 x 1087	M_NN_-GS367243S	2,004	2,409
1" (25 mm) surfaces: Clearance of 9 1/8" (233 mm) under the countertop. Specify the surface type (1, 2). Edge N. Specify the accent color (A, S).				
97 x 36 x 43 5/16	2425 x 900 x 1100	M__N_-GS369743S	2,431	2,923
85 x 36 x 43 5/16	2125 x 900 x 1100	M__N_-GS368543S	2,311	2,781
73 x 36 x 43 5/16	1825 x 900 x 1100	M__N_-GS367343S	2,202	2,639
1½" (38 mm) surfaces: Clearance of 8 5/8" (220 mm) under the countertop. Specify the surface type (5, 6). Specify the edge (N, 1, 2). Specify the accent color (A, S).				

96": 6 pigeonholes.
84": 5 pigeonholes.
72": 4 pigeonholes.

Aluminum kickplate option: specify S at the accent option, M at the end of the code and add \$164. Ex.: M__NS-GC489743M.

Packaged in 2 boxes.

W x D x H (in)	W x D x H (mm)	Code	All Laminate (\$)	HPL Surfaces (\$)
Right extended corner reception desks, 43" H				
<i>Transaction countertop with pigeonholes. Full-height modesty panel. Can accommodate 1 or 2 pedestals. 2 grommets on the work surface and 2 wiring accesses allowing the passage of electrical cables for a lighting unit on the front of the modesty panel. Lighting sold separately (LGC-LED_ _).</i>				
96 x 48 x 42¾	2400 x 1200 x 1087	M_NN_-GC489643	2,563	3,069
84 x 48 x 42¾	2100 x 1200 x 1087	M_NN_-GC488443	2,431	2,923
72 x 48 x 42¾	1800 x 1200 x 1087	M_NN_-GC487243	2,311	2,781
1" (25 mm) surfaces: Clearance of 9 1/8" (233 mm) under the countertop. Specify the surface type (1, 2). Edge N. Specify the accent color (A, S).				
97 x 48 x 43 5/16	2425 x 1200 x 1100	M__N_-GC489743	2,814	3,376
85 x 48 x 43 5/16	2125 x 1200 x 1100	M__N_-GC488543	2,677	3,218
73 x 48 x 43 5/16	1825 x 1200 x 1100	M__N_-GC487343	2,540	3,049
1½" (38 mm) surfaces: Clearance of 8 5/8" (220 mm) under the countertop. Specify the surface type (5, 6). Specify the edge (N, 1, 2). Specify the accent color (A, S).				

96": 6 pigeonholes.
84": 5 pigeonholes.
72": 4 pigeonholes.

Aluminum kickplate option: specify S at the accent option, M at the end of the code and add \$164. Ex.: M__NS-GC489743M.

Packaged in 3 boxes.



W x D x H (in)	W x D x H (mm)	Code	All Laminate (\$)	HPL Surfaces (\$)
Left extended corner reception desks, 43" H				
<i>Transaction countertop with pigeonholes. Full-height modesty panel. Can accommodate 1 or 2 pedestals. 2 grommets on the work surface and 2 wiring accesses allowing the passage of electrical cables for a lighting unit on the front of the modesty panel. Lighting sold separately (LGC-LED_).</i>				
96 x 48 x 42 3/4	2400 x 1200 x 1087	M_NN_-GC964843	2,563	3,069
84 x 48 x 42 3/4	2100 x 1200 x 1087	M_NN_-GC844843	2,431	2,923
72 x 48 x 42 3/4	1800 x 1200 x 1087	M_NN_-GC724843	2,311	2,781
1" (25 mm) surfaces: Clearance of 9 1/8" (233 mm) under the countertop. Specify the surface type (1, 2). Edge N. Specify the accent color (A, S).				
97 x 48 x 43 5/16	2425 x 1200 x 1100	M_N_-GC974843	2,814	3,376
85 x 48 x 43 5/16	2125 x 1200 x 1100	M_N_-GC854843	2,677	3,218
73 x 48 x 43 5/16	1825 x 1200 x 1100	M_N_-GC734843	2,540	3,049

96": 6 pigeonholes.
84": 5 pigeonholes.
72": 4 pigeonholes.

Aluminum kickplate option: specify S at the accent option, M at the end of the code and add \$164. Ex.: M__NS-GC489743M.

Packaged in 3 boxes.

W x D x H (in)	W x D x H (mm)	Code	All Laminate (\$)	HPL Surfaces (\$)
Rectangular desks, 36" D				
<i>Recessed, full-height modesty panel. Can accommodate 1 or 2 pedestals. 2 grommets.</i>				
96 x 36 x 29 3/8	2400 x 900 x 744	M_NN_-GS3696S	1,010	1,207
84 x 36 x 29 3/8	2100 x 900 x 744	M_NN_-GS3684S	956	1,153
72 x 36 x 29 3/8	1800 x 900 x 744	M_NN_-GS3672S	912	1,098
Specify the surface type (1, 2). Edge N. Specify the accent color (A, S).				
96 x 36 x 29 3/8	2400 x 900 x 757	M_N_-GS3696S	1,109	1,328
84 x 36 x 29 3/8	2100 x 900 x 757	M_N_-GS3684S	1,055	1,267
72 x 36 x 29 3/8	1800 x 900 x 757	M_N_-GS3672S	1,010	1,207
Specify the surface type (5, 6). Specify the edge (N, 1, 2). Specify the accent color (A, S).				

W x D x H (in)	W x D x H (mm)	Code	All Laminate (\$)	HPL Surfaces (\$)
Rectangular desks, 30" D				
<i>Recessed, full-height modesty panel. Can accommodate 1 or 2 pedestals. 2 grommets.</i>				
72 x 30 x 29 3/8	1800 x 750 x 744	M_NN_-GS3072S	857	1,028
60 x 30 x 29 3/8	1500 x 750 x 744	M_NN_-GS3060S	815	973
48 x 30 x 29 3/8	1200 x 750 x 744	M_NN_-GS3048S	770	934
36 x 30 x 29 3/8	900 x 750 x 744	M_NN_-GS3036S	737	891
Specify the surface type (1, 2). Edge N. Specify the accent color (A, S). Specify leg panel choice at the end of the code (A, B, C).				
72 x 30 x 29 3/8	1800 x 750 x 757	M_N_-GS3072S	939	1,125
60 x 30 x 29 3/8	1500 x 750 x 757	M_N_-GS3060S	896	1,075
48 x 30 x 29 3/8	1200 x 750 x 757	M_N_-GS3048S	852	1,021
36 x 30 x 29 3/8	900 x 750 x 757	M_N_-GS3036S	815	973
Specify the surface type (5, 6). Specify the edge (N, 1, 2). Specify the accent color (A, S). Specify leg panel choice at the end of the code (A, B, C).				

AVAILABLE LEG OPTIONS



(A) 2 full-width legs



(B) 1 full, 1 recessed

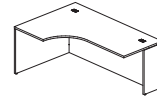
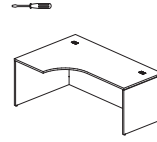


(C) 1 recessed, 1 full



(C) 2 recessed legs

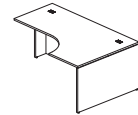
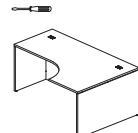
Right extended corner desks



96" to 84": Packaged in 2 boxes.

Aluminum kickplate option: specify S at the accent option, M before leg choice and add \$164. Ex.: M__NS-GC9648MA.

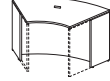
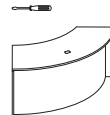
Left extended corner desks



96" to 84": Packaged in 2 boxes.

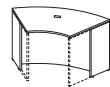
Aluminum kickplate option: specify S at the accent option, M before leg choice and add \$164. Ex.: M__NS-GC9648MA.

Curved desks, 90°



Packaged in 2 boxes.

Curved desks, 60°



Packaged in 2 boxes.

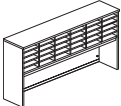

W x D x H (in)	W x D x H (mm)	Code	All Laminate (\$)	HPL Surfaces (\$)
Right extended corner desks				
<i>Recessed, full-height modesty panel. Can accommodate 1 pedestal. 2 grommets.</i>				
96 x 48 x 29 3/8	2400 x 1200 x 744	M_NN_-GC4896_	1,442	1,726
84 x 48 x 29 3/8	2100 x 1200 x 744	M_NN_-GC4884_	1,376	1,649
72 x 48 x 29 3/8	1800 x 1200 x 744	M_NN_-GC4872_	1,316	1,574
Specify the surface type (1, 2). Edge N. Specify the accent color (A, S). Specify leg panel choice at the end of the code (A, B).				
96 x 48 x 29 3/8	2400 x 1200 x 757	M_N_-GC4896_	1,579	1,901
84 x 48 x 29 3/8	2100 x 1200 x 757	M_N_-GC4884_	1,519	1,814
72 x 48 x 29 3/8	1800 x 1200 x 757	M_N_-GC4872_	1,448	1,738
Specify the surface type (5, 6). Specify the edge (N, 1, 2). Specify the accent color (A, S). Specify leg panel choice at the end of the code (A, B).				

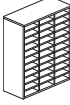

W x D x H (in)	W x D x H (mm)	Code	All Laminate (\$)	HPL Surfaces (\$)
Left extended corner desks				
<i>Recessed, full-height modesty panel. Can accommodate 1 pedestal. Pedestal sold separately. 2 grommets.</i>				
96 x 48 x 29 3/8	2400 x 1200 x 744	M_NN_-GC9648_	1,442	1,726
84 x 48 x 29 3/8	2100 x 1200 x 744	M_NN_-GC8448_	1,376	1,649
72 x 48 x 29 3/8	1800 x 1200 x 744	M_NN_-GC7248_	1,316	1,574
Specify the surface type (1, 2). Edge N. Specify the accent color (A, S). Specify leg panel choice at the end of the code (A, B).				
96 x 48 x 29 3/8	2400 x 1200 x 757	M_N_-GC9648_	1,579	1,901
84 x 48 x 29 3/8	2100 x 1200 x 757	M_N_-GC8448_	1,519	1,814
72 x 48 x 29 3/8	1800 x 1200 x 757	M_N_-GC7248_	1,448	1,738
Specify the surface type (5, 6). Specify the edge (N, 1, 2). Specify the accent color (A, S). Specify leg panel choice at the end of the code (A, B).				

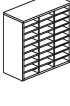

W x D x H (in)	W x D x H (mm)	Code	All Laminate (\$)	HPL Surfaces (\$)
Curved desks, 90°				
<i>Recessed, full-height curved modesty panel. 30" (750 mm) deep. Can accommodate 1 hanging pedestal MNN_-F or a modular 18" deep pedestal. 1 grommet.</i>				
54 x 54 x 29 3/8	1350 x 1350 x 744	M_NN_-GRD90_	2,879	3,453
Specify the surface type (1, 2). Edge N. Specify the accent color (A, S). Specify leg panel choice at the end of the code (A, B, C).				
54 x 54 x 29 3/8	1350 x 1350 x 757	M_N_-GRD90_	3,163	3,791
Specify the surface type (5, 6). Specify the edge (N, 1, 2). Specify the accent color (A, S). Specify leg panel choice at the end of the code (A, B, C).				

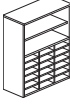

W x D x H (in)	W x D x H (mm)	Code	All Laminate (\$)	HPL Surfaces (\$)
Curved desks, 60°				
<i>Recessed, full-height curved modesty panel. 30" (750 mm) deep. Can accommodate 1 hanging pedestal MNN_-F or a modular 18" deep pedestal. Pedestal sold separately. 1 grommet.</i>				
42 x 47 x 29 3/8	1049 x 1168 x 744	M_NN_-GRD60_	2,628	3,152
Specify the surface type (1, 2). Edge N. Specify the accent color (A, S). Specify leg panel choice at the end of the code (A, B, C).				
42 x 47 x 29 3/8	1049 x 1168 x 757	M_N_-GRD60_	2,879	3,453
Specify the surface type (5, 6). Specify the edge (N, 1, 2). Specify the accent color (A, S). Specify leg panel choice at the end of the code (A, B, C).				

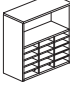




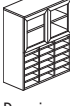
	W x D x H (in)	W x D x H (mm)	Code	All Laminate (\$)	HPL Surfaces (\$)
Hutches with pigeonholes, 36" H 	<i>Clearance 17" (432 mm). Removable shelves. Grommet. Full-width wire access. Can accommodate a tackboard, refer to page 205.</i>				
	72 x 16 x 36	1800 x 400 x 900	M1NN-EDV7236	1,797	–
	36 x 16 x 36	900 x 400 x 900	M1NN-EDV3636	1,321	–
Edge N. Specify the accent color (A, S). To be used with 1" surfaces.					
	72 x 16 x 36	1800 x 400 x 900	M5_N-EDV7236	1,994	–
	36 x 16 x 36	900 x 400 x 900	M5_N-EDV3636	1,470	–
	Specify the edge (N, 1, 2). Specify the accent color (A, S). To be used with 1½" surfaces.				

Vertical pigeonholes, 44" H 	<i>33 pigeonholes with removable shelves.</i>				
	36 x 16 x 44	900 x 400 x 1099	M1NNN-DV3644	1,667	–
	Edge N. To be used with 1" surfaces.				
	36 x 16 x 44	900 x 400 x 1099	M5_NN-DV3644	1,835	–
	Specify the edge (N, 1, 2). To be used with 1½" surfaces.				



Vertical pigeonholes, 36" H 	<i>24 pigeonholes with removable shelves.</i>				
	36 x 16 x 36	900 x 400 x 900	M1NNN-DV3636	1,574	–
	Edge N. To be used with 1" surfaces.				
	36 x 16 x 36	900 x 400 x 900	M5_NN-DV3636	1,748	–
	Specify the edge (N, 1, 2). To be used with 1½" surfaces.				

Open bookcase hutches with pigeonholes, 44" H 	<i>1 adjustable shelf. 18 pigeonholes with removable shelves.</i>				
	36 x 16 x 44	900 x 400 x 1099	M1NNN-EBDV3644	1,442	–
	Edge N. To be used with 1" surfaces.				
	36 x 16 x 44	900 x 400 x 1099	M5_NN-EBDV3644	1,579	–
	Specify the edge (N, 1, 2). To be used with 1½" surfaces.				

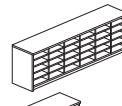

Open bookcase hutches with pigeonholes, 36" H 	<i>12 pigeonholes with removable shelves.</i>				
	36 x 16 x 36	900 x 400 x 900	M1NNN-EBDV3636	1,349	–
	Edge N. To be used with 1" surfaces.				
	36 x 16 x 36	900 x 400 x 900	M5_NN-EBDV3636	1,491	–
	Specify the edge (N, 1, 2). To be used with 1½" surfaces.				


Bookcase hutches with doors and pigeonholes, 44" H 	<i>1 adjustable shelf. 18 pigeonholes with removable shelves.</i>				
	36 x 16 x 44	900 x 400 x 1099	M1NNN-EBDV3644P	1,688	–
	Edge N. To be used with 1" surfaces.				
	36 x 16 x 44	900 x 400 x 1099	M5_NN-EBDV3644P	1,857	–
	Specify the edge (N, 1, 2). To be used with 1½" surfaces.				


Door insert options, change P Laminate for:
T Translucent, add \$273; X Matrix, add \$491


Bookcase hutches with doors and pigeonholes, 36" H 	<i>12 pigeonholes with removable shelves.</i>				
	36 x 16 x 36	900 x 400 x 900	M1NNN-EBDV3636P	1,601	–
	Edge N. To be used with 1" surfaces.				
	36 x 16 x 36	900 x 400 x 900	M5_NN-EBDV3636P	1,771	–
	Specify the edge (N, 1, 2). To be used with 1½" surfaces.				

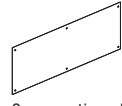
Door insert options, change P Laminate for:
T Translucent, add \$273; X Matrix, add \$491

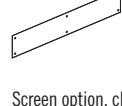
	W x D x H (in)	W x D x H (mm)	Code	All Laminate (\$)	HPL Surfaces (\$)
Wall-mounted hutches with pigeonholes 	<i>Removable shelves. Can accommodate a tackboard, refer to page 205.</i>				
	72 x 16 x 22½	1800 x 400 x 567	M1NNN-EMDV7222	2,070	–
	36 x 16 x 22½	900 x 400 x 567	M1NNN-EMDV3622	1,688	–
Edge N.					
	72 x 16 x 22½	1800 x 400 x 567	M5_NN-EMDV7222	2,277	–
	36 x 16 x 22½	900 x 400 x 567	M5_NN-EMDV3622	1,841	–
	Specify the edge (N, 1, 2).				
72": 30 pigeonholes. 36": 15 pigeonholes.					


Lateral file units with pigeonholes 	<i>1 file drawer with suspension bar. Lock. 9 pigeonholes with removable shelves.</i>				
	36 x 24 x 29⅞	900 x 600 x 757	M_N_-2436DVL	1,498	1,797
	36 x 20 x 29⅞	900 x 500 x 757	M_N_-2036DVL	1,426	1,711
Specify the surface type (1, 2). Edge N. Specify handle code (A, C, K, W, Z). Specify the accent color (A, S).					

	36 x 24 x 29⅞	900 x 600 x 744	M_-_-2436DVL	1,649	1,984
	36 x 20 x 29⅞	900 x 500 x 744	M_-_-2036DVL	1,568	1,885
	Specify the surface type (5, 6). Specify the edge (N, 1, 2). Specify handle code (A, C, K, W, Z). Specify the accent color (A, S).				

Modular pedestal with pigeonholes 	<i>3 pigeonholes with removable shelves. 1 file drawer with suspension bar. Lock. Must be installed under a work surface. 1 tone only.</i>				
	15 x 18 x 28	388 x 466 x 721	MNN_-P1518DVFL	830	–
	Specify handle code (A, C, K, W, Z). Specify the accent color (A, S).				

Front screens, 27" H 	<i>Translucent acrylic screen with silver metal supports. For 43" H reception desks.</i>				
	81 x ¼ x 27⅝	2047 x 6 x 694	MNNNN-SC8127T	1,628	–
	69 x ¼ x 27⅝	1747 x 6 x 694	MNNNN-SC6927T	1,442	–
	57 x ¼ x 27⅝	1447 x 6 x 694	MNNNN-SC5727T	1,251	–
Screen option, change T Translucent to: X Matrix, add \$328.					

Front screens, 14" H 	<i>Translucent acrylic screen with silver metal supports. For 29" H reception desks.</i>				
	81 x ¼ x 13¾	2047 x 6 x 350	MNNNN-SC8114T	1,098	–
	69 x ¼ x 13¾	1747 x 6 x 350	MNNNN-SC6914T	966	–
	57 x ¼ x 13¾	1447 x 6 x 350	MNNNN-SC5714T	842	–
Screen option, change T Translucent to: X Matrix, add \$218.					

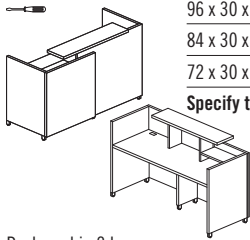
Tackboard 	<i>Mounts to 43" H reception desks. The price shown is applicable for United Chair® Grade 1 fabrics. For other grades add: Grade 2: 10%, Grade 3: 15%, Grade 4: 20%, Grade 5: 25%. Specify the fabric code after the product code.</i>				
	48 x ½ x 8 ¼	1200 x 13 x 210	MNNNN-TK4809	410	–
	Specify the fabric code after the product code.				
All United Chair® standard fabrics (except vinyls and leathers) are available.					



CODIFICATION

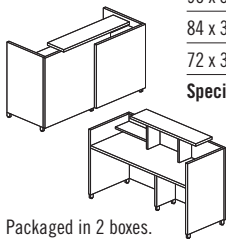
Series	Options	
	Thickness	Accent color
Q	5 Thermofused laminate 1½" top	A Anthracite Grey
	6 High-pressure laminate 1½" top	S Silver
	N N/A	N N/A

W x D x H (in)	W x D x H (mm)	Code	All Laminate (\$)	HPL Surfaces (\$)
Left reception desks with transaction shelf, 43" H				
<i>Full-height modesty panel with 1½" thick juxtaposed panel and 1" thick straight panel. 2 grommets. Clearance of 12¼" (311 mm) under the transaction shelf. Can accommodate 1 QNN_-P1518UFL or QNN_-P1518FFL modular pedestal.</i>				
96 x 30 x 43½/16	2400 x 750 x 1100	Q_N_-GS3096S	2,311	2,781
84 x 30 x 43½/16	2100 x 750 x 1100	Q_N_-GS3084S	2,202	2,639
72 x 30 x 43½/16	1800 x 750 x 1100	Q_N_-GS3072S	2,087	2,508
Specify the surface type (5, 6). Specify the accent color (A, S).				



Packaged in 2 boxes.

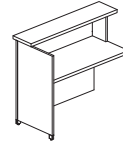
W x D x H (in)	W x D x H (mm)	Code	All Laminate (\$)	HPL Surfaces (\$)
Right reception desks with transaction shelf, 43" H				
<i>Full-height modesty panel with 1½" thick juxtaposed panel and 1" thick straight panel. 2 grommets. Clearance of 12¼" (311 mm) under the transaction shelf. Can accommodate 1 QNN_-P1518UFL or QNN_-P1518FFL modular pedestal.</i>				
96 x 30 x 43½/16	2400 x 750 x 1100	Q_N_-S3096GS	2,311	2,781
84 x 30 x 43½/16	2100 x 750 x 1100	Q_N_-S3084GS	2,202	2,639
72 x 30 x 43½/16	1800 x 750 x 1100	Q_N_-S3072GS	2,087	2,508
Specify the surface type (5, 6). Specify the accent color (A, S).				



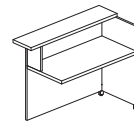
Packaged in 2 boxes.

W x D x H (in)	W x D x H (mm)	Code	All Laminate (\$)	HPL Surfaces (\$)
Front screens, 32" H				
<i>Translucent acrylic screen with silver metal supports. For 43" H reception desks.</i>				
40 x ¼ x 31½/2	1000 x 6 x 800	QNNN-SC4032T	1,125	–
34 x ¼ x 31½/2	850 x 6 x 800	QNNN-SC3432T	1,005	–
28 x ¼ x 31½/2	700 x 6 x 800	QNNN-SC2832T	874	–

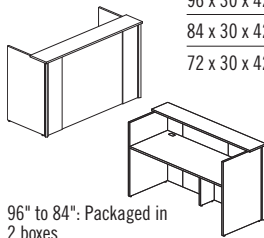
W x D x H (in)	W x D x H (mm)	Code	All Laminate (\$)	HPL Surfaces (\$)
Return-shells with transaction shelf – left				
<i>Full-height modesty panel. Clearance of 12¼" (311 mm) under the transaction shelf. Can accommodate a pedestal.</i>				
48 x 24 x 43½/16	1200 x 600 x 1100	Q_N_-GS244843R	1,649	1,984
42 x 24 x 43½/16	1050 x 600 x 1100	Q_N_-GS244243R	1,535	1,841
Specify the surface type (5, 6). Specify the accent color (A, S).				



W x D x H (in)	W x D x H (mm)	Code	All Laminate (\$)	HPL Surfaces (\$)
Return-shells with transaction shelf – right				
<i>Full-height modesty panel. Clearance of 12¼" (311 mm) under the transaction shelf. Can accommodate a pedestal.</i>				
48 x 24 x 43½/16	1200 x 600 x 1100	Q_N_-GR244843S	1,649	1,984
42 x 24 x 43½/16	1050 x 600 x 1100	Q_N_-GR244243S	1,535	1,841
Specify the surface type (5, 6). Specify the accent color (A, S).				

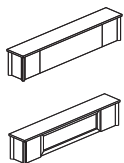


W x D x H (in)	W x D x H (mm)	Code	All Laminate (\$)	HPL Surfaces (\$)
Reception desks with transaction shelf, 43" H				
<i>Full-height modesty panel. 2 grommets. Clearance of 12½" (318 mm) under the transaction shelf. Can accommodate 1 C3-UF18, C3-UF24 or C3-FF24 pedestal.</i>				
96 x 30 x 42½/2	2400 x 750 x 1079	C3-GS3096S	1,797	–
84 x 30 x 42½/2	2100 x 750 x 1079	C3-GS3084S	1,711	–
72 x 30 x 42½/2	1800 x 750 x 1079	C3-GS3072S	1,628	–

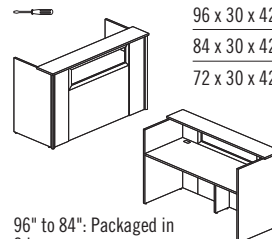


96" to 84": Packaged in 2 boxes.

W x D x H (in)	W x D x H (mm)	Code	All Laminate (\$)	HPL Surfaces (\$)
Modular countertops, 14" H				
<i>Can be used on all standard 72" (1800 mm) Lacasse desks. Clearance of 12½" (318 mm) under the countertop.</i>				
72 x 12 x 13½/2	1800 x 300 x 344	C3-MC7214	1,075	–
66 x 12 x 13½/2	1650 x 300 x 344	C3-MC6614	1,021	–
Translucent insert with aluminum frame option, specify at the end of the code: T Translucent, add \$208.				

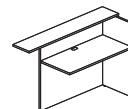


W x D x H (in)	W x D x H (mm)	Code	All Laminate (\$)	HPL Surfaces (\$)
Translucent front reception desks with transaction shelf, 43" H				
<i>Full-height modesty panel includes translucent insert with aluminum frame. 2 grommets. Clearance of 12½" (318 mm) under the transaction shelf. Can accommodate 1 C3-UF18, C3-UF24 or C3-FF24 pedestal.</i>				
96 x 30 x 42½/2	2400 x 750 x 1079	C3-GS3096ST	2,054	–
84 x 30 x 42½/2	2100 x 750 x 1079	C3-GS3084ST	1,966	–
72 x 30 x 42½/2	1800 x 750 x 1079	C3-GS3072ST	1,875	–



96" to 84": Packaged in 2 boxes.

W x D x H (in)	W x D x H (mm)	Code	All Laminate (\$)	HPL Surfaces (\$)
Return shells				
<i>Reversible. 1 grommet. Can accommodate a hanging pedestal C3-UF18.</i>				
48 x 24 x 42½/2	1200 x 600 x 1079	C3-GR2448S	961	–
42 x 24 x 42½/2	1050 x 600 x 1079	C3-GR2442S	912	–



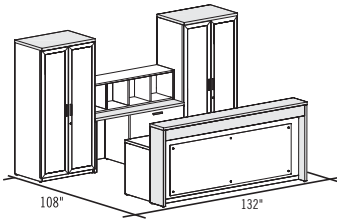
W x D x H (in)	W x D x H (mm)	Code	All Laminate (\$)	HPL Surfaces (\$)
Hanging combination pedestal				
<i>2 box drawers, 1 file drawer with suspension bar. Pencil tray. Lock. Must be installed under a work surface. 1 tone only.</i>				
15 x 18 x 26	388 x 448 x 628	C3-UF18	787	–





SUGGESTIONS

M - -PLAN15



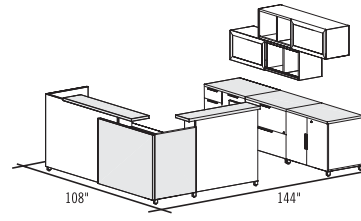
Plan shown in Reception Furniture Flyer:

M5NCS-PLAN15 \$12,783

- 1 M5NNS-GS369743SM
- 1 M5NCS-S2460LF
- 1 QNNN-E601616
- 2 M5NCS-243673BT
- 1 MNNN-SC8127T
- 2 LGC-LED37

1 1/2" Laminate thick (5), Smooth edge (N), Cubic pull (C), Anodized Aluminum kickplate (M), hutches with Translucent doors (T).

Q - -PLAN10



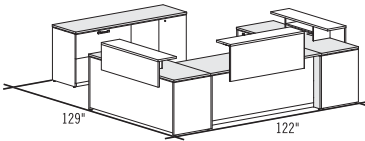
Plan shown in Reception Furniture Flyer:

Q5TS-PLAN10 \$10,703

- 1 Q5NS-S3096GS
- 1 Q5NS-GS244243R
- 1 Q5NS-2436LF
- 1 Q5NS-2436B
- 1 Q5NS-2436CO
- 2 QNTS-EM601616C

1 1/2" Laminate thick (5), Translucent (T) and Laminate (N) doors, Silver accent (S).

M - -PLAN16



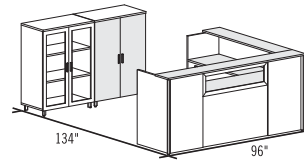
Plan shown in Reception Furniture Flyer:

M1NKS-PLAN19 \$7,234

- 1 M1NNS-GS3672SM
- 2 M1NNS-DT2472A
- 1 M1NNN-MC4814DV
- 2 M1NNN-MC4808DV
- 1 M1NKS-LF2072B
- 1 MNNKS-P1518UFL

1" Laminate thick (1), Smooth edge (N), Classic pull (K), Anodized Aluminum kickplate (M), Silver accent (S).

C3-PLAN14



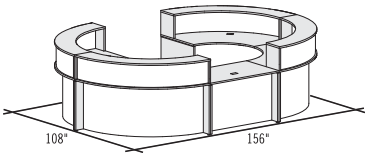
Plan shown in Reception Furniture Flyer:

C3-PLAN14 \$6,632

- 1 C3-GS3096ST
- 1 C3-GR2448S
- 1 C3-203649B
- 1 C3-203649BT
- 1 C3-UF18

Translucent insert (T) with Anodized Aluminum frame, Translucent (T) and Laminate (N) doors.

M - -PLAN17



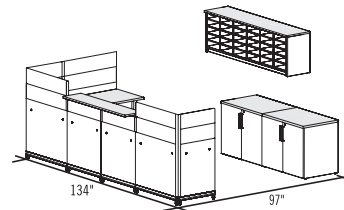
Plan shown in Reception Furniture Flyer:

M1NWS-PLAN17 \$21,120

- 2 M1NNS-GRD90B
- 2 M1NNS-GRD90C
- 1 M1NNS-GS3048SC
- 4 M1NNN-MCRD90
- 1 MNNWS-F

1" Laminate thick (1), Smooth edge (N), Waterfall pull (W), Silver accent (S).

P - -PLAN11



Plan shown in Reception Furniture Flyer:

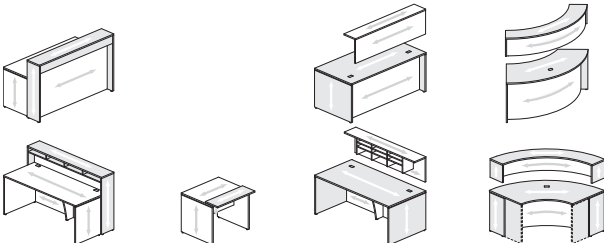
P1QS-PLAN11 \$10,964

- 3 P1NS-SFLX3336
- 2 P1NS-SFLX3324
- 2 P1NS-SFLX3330
- 3 P1NS-SOFX0836
- 3 P1NS-SOLX0836
- 2 P1NS-SOFX0824
- 2 P1NS-SOLX0824
- 2 P1NS-SOFX0830
- 2 P1NS-TR2466GR
- 1 P1NN-TR2436
- 1 P1NS-TS1254
- 1 TNNS-QLT2
- 2 P1QS-2436B
- 1 M1NNN-EMDV7222

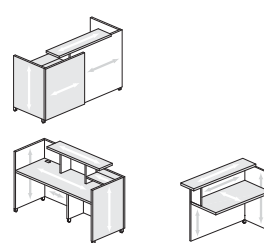
Straight pull (Q), Silver accent (S).

TYPICAL WOOD GRAIN DIRECTION FOR RECEPTION FURNITURE:

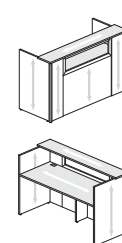
MORPHEO



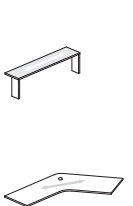
QUAD



CONCEPT 3



PANGRAM



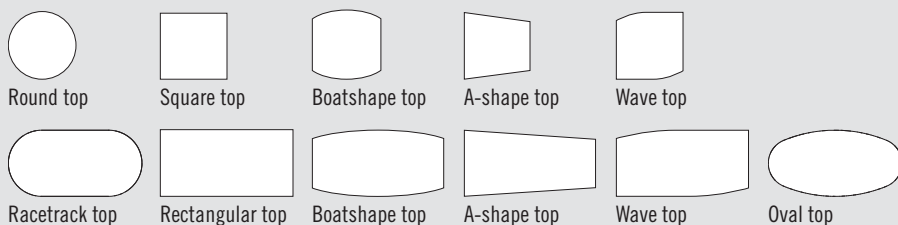
QUORUM MULTICONFERENCE



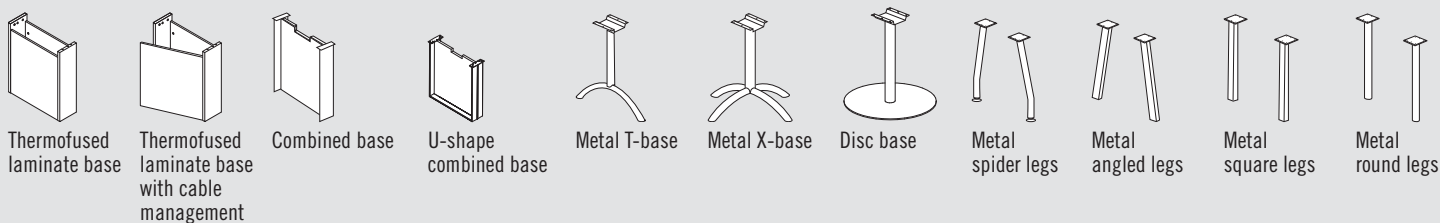
CONFERENCE TABLES

With its sophisticated, contemporary look and its ingenious and versatile design, the QUORUM MULTICONFERENCE™ collection offers absolute freedom of expression. Whether your needs include impromptu meetings between two colleagues or gatherings of 16 to 24 people, our conference tables can be adapted to a multitude of applications, with technology integration features and a wide choice of finishes, shapes and sizes.

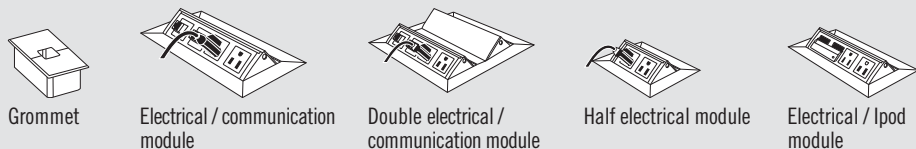
TOPS



BASES



TECHNOLOGY INTEGRATION



CONSTRUCTION

Table surfaces are made of thermofused laminate panels, finished on both sides. Scratch-resistant (45 lb/ft³) tops are 1½" (38 mm) thick and are also offered in high-pressure laminate, adding a thickness of 1/16" (1,5 mm). All surface edges are finished with thick thermoplastic polymer edgbanding.

Table surfaces are pre-drilled and the position of the bases is assured with metal-on-metal hardware assembly and metal screws. Easy to assemble, all tables meet BIFMA standards.

The price list includes a column featuring an estimated number of seating places for each table. These numbers are based on the assumption that 28" (700 mm) is the minimum space required for people to work comfortably seated next to each other.

TABLE SURFACES

Most surfaces are offered in increments of 12" (300 mm):


- Depths: 36" to 60" (900 to 1500 mm)
- Widths: 36" to 252" (900 to 6300 mm)
- Can be ordered by the inch at no up charge. Refer to next highest dimension for price.

One-piece surfaces: 96" (2400 mm) and less
Two-piece surfaces: 108" to 192" (2700 to 4800 mm)
Three-piece surfaces: 204" to 252" (5100 to 6300 mm)

EDGEBANDING

1½" (38 mm) thick tops.


N Edge



Smooth, 1/8" (3 mm) thick edge.


The **N** edge is matched with the finish specified for the surface.

S Edge



Silver edge.


Textured 1 Edge




Textured, 5/32" (4 mm) thick edge.

The textured 1 and 2 edges are **available (and in matching color) ONLY when a wood grain finish is specified** for the surface.

Textured 2 Edge



Knife Edge



The knife edge **K** is **available (and in matching color) ONLY when a wood grain finish or Snow (SNO) is specified** for the surface.

ACCENT COLORS



S – Silver



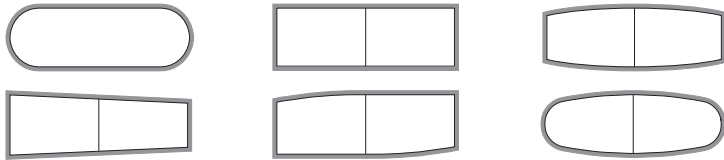
A – Anthracite Grey

The accent color applies to non-laminate components such as bases and grommets.

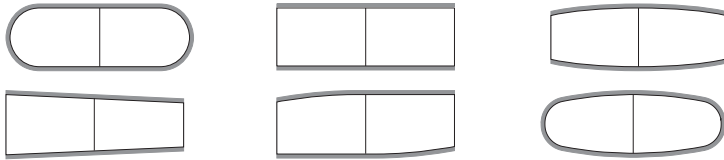
Exceptions: Power units and CB base are available in Silver anodized aluminum only.

EDGEBOARDING POSITION

Smooth N & S edgebanding



Textured 1 & 2 edgebanding



Knife edgebanding (K)



Knife edgebanding applies to square, rectangular and A-shape tops only (same position as N & S edgebandings on rectangular and square tops only).

TWO-TONE APPLICATION


Surfaces that are available in two or three pieces can be ordered in a combination of two finishes, when N or S edgebanding is specified. In the case of a two-tone application, the first finish specified will be applied to the grey area and the second finish specified will be applied to the rest of the unit.



* The woodgrain is non-continuous on 3 section tables.

TECHNOLOGY INTEGRATION

All tables can be ordered with grommets or electrical / communication modules.



GC grommet

At the end of the surface code, specify the code for the desired grommet or electrical / communication module. Holes for **G** grommets or **P** modules are pre-drilled in a set position by the manufacturer. After the **G** or **P** code, please add the code corresponding to the number of units:



PC Electrical / communication module

- G1:** 1 grommet (center)
- G2:** 2 grommets (both ends)
- G3:** 3 grommets (2 at the ends and 1 in the center)
- P1:** 1 electrical / communication module (center)
- P2:** 2 electrical / communication modules (both ends)
- P3:** 3 electrical / communication modules (2 at the ends and 1 in the center)

(Available in Silver anodized aluminum finish only)

Refer to the Accessories section, page 193, for more electrical / communication modules.

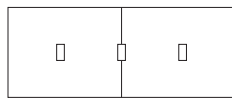
Cut-out to be made on-site or special-ordered.



G1/PC All work surfaces



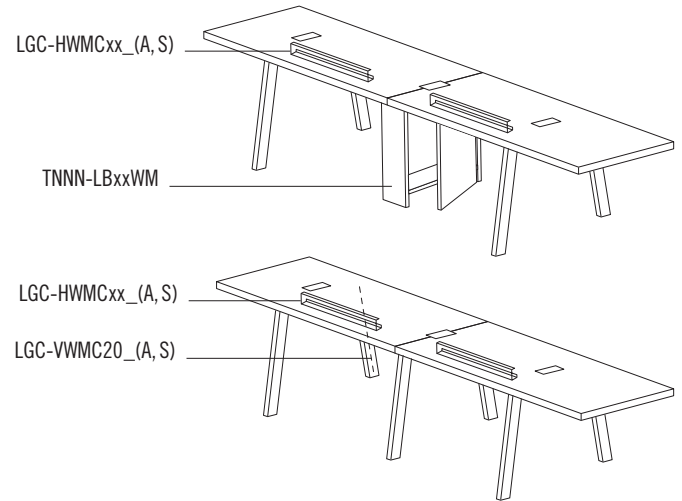
G2/P2 72" (1800 mm) and wider work surfaces



G3/P3 108" (2700 mm) and wider work surfaces

WIRE MANAGEMENT SYSTEMS

The **LB__WM** thermofused laminate base offers a vertical wire management system with a lockable storage unit. It is designed with a 6" (150 mm) recessed bottom that can be positioned above a floor plug. The hinges of the storage unit easily open up to 110°.



It is possible to add horizontal PVC wire management channels (LGC-HWMC__ (A, S)) under the table's surface or vertical PVC wire management channels (LGC-VWMC20(A, S)) on CB, ATL2, STL2, QTL2, VTL2 and TB bases. **Please refer to the Accessories section, page 193.**

Refer to the Electricom II section, page 200, for a complete electrification solution.

CONFERENCE TABLE BASES

Refer to the Compatibility Table, page 162, for the number of bases required for the dimensions of the table's surface. It is possible to order different types of bases for the same surface. CB and UCB combined bases are made of thermofused laminate with Silver anodized aluminum extrusions. Metal legs are finished with a Silver or Anthracite Grey ultra-resistant, electrostatic paint.

LEVELERS

All bases are equipped with levelers that can be adjusted to a height of 1¼" (31 mm), except for spider legs, which can be adjusted to a height of ½" (12 mm).



LB



LB__WM



CB



UCB



TB



XB33



STL2



ATL2



QTL2



VTL2



DC

CODIFICATION

Series	Finish / Thickness	Options			
		Edgebanding	Accent color	Electrical integration / Quantity	
T	5 Thermofused laminate tops 1½"	N Smooth edge S Silver edge	A Anthracite Grey S Silver	_ No grommet / No module GC 1 grommet G2 2 grommets G3 3 grommets	
	6 High-pressure laminate tops 1½"	1 Textured 1 edge 2 Textured 2 edge K Knife edge		PC 1 electrical / communication module P2 2 electrical / communication modules P3 3 electrical / communication modules	

ORDERING EXAMPLES

Rectangular top, 48" x 96", 1½" thick thermofused laminate, Silver edgebanding, Anthracite Grey accent color, 1 grommet. Finish: One-tone in Tuscan Walnut.

T5SA-RC4896 GC TWT

Oval top, 48" x 204" (3 pieces), 1½" thick thermofused laminate, #2 textured edgebanding, 3 electrical / communication modules. Finish: One-tone in Dark Chocolate.

T52N-048204 P3 DCH

READY TO SHIP IN 5 DAYS!

Several suggested layouts, components and accessories identified by this pictogram are part of the **Lacasse quick delivery program**.


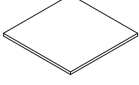
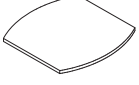

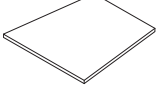
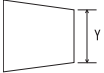
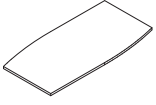


Please refer to page 3 for complete program details.



COMPATIBILITY CHART – CONFERENCE TABLES

TOP LENGTHS		NO. OF BASES		BASE OPTIONS													
				Thermofused laminate base with or without wire management		Combined base		U-shape combined base		Metal T-base		Metal X-base	Metal disc base	Metal spider legs	Metal angled legs	Metal square legs	Metal round legs
				LB20	LB24	CB20	CB24	UCB20	UCB24	TB26	TB33	XB33	DC22	DC27	STL2	ATL2	QTL2
36" DEPTH	36" R - SQ - B	1															
	48"	2															
	60" to 96"	2															
42" DEPTH	42" R - SQ - B	1															
	42" to 48"	2															
	60"	2															
	72" to 96"	2															
48" DEPTH	48" R	1															
	48"	2															
	60"	2															
	72" to 96"	2															
	108" to 192"	3															
	204" to 252"	4															
54" DEPTH	54"	2															
	60"	2															
	72" to 96"	2															
	108" to 192"	3															
	204" to 252"	4															
60" DEPTH	60"	2															



	Approx. number of places	Section	W x D (in)	X	Y	W x D (mm)	X	Y	Code	All Laminate (\$)	HPL Surfaces (\$)
 1½" thick. Grommet option, add: GC: \$55. Module option, add: PC: \$382.	4	1	36 x 36			900 x 900			T__-R36	459	584
	4	1	42 x 42			1050 x 1050			T__-R42	519	693
	4	1	48 x 48			1200 x 1200			T__-R48	600	825
	6	1	54 x 54			1350 x 1350			T__-R54	748	1,021
	6	1	60 x 60			1500 x 1500			T__-R60	815	1,169
Specify the finish (5, 6). Specify the edge (N, S, 1, 2). Grommet option, specify the accent color (A, S) or specify N for no grommet.											
 1½" thick. Grommet option, add: GC: \$55. Module option, add: PC: \$382. Knife edge (K), add 25% to list price.	4	1	36 x 36			900 x 900			T__-SQ36	382	509
	4	1	42 x 42			1050 x 1050			T__-SQ42	437	607
	4	1	48 x 48			1200 x 1200			T__-SQ48	524	732
	8	1	54 x 54			1350 x 1350			T__-SQ54	628	885
	8	1	60 x 60			1500 x 1500			T__-SQ60	748	1,049
Specify the finish (5, 6). Specify the edge (N, S, K, 1, 2). Grommet option, specify the accent color (A, S) or specify N for no grommet.											
  1½" thick. Grommet option, add: GC: \$55. Module option, add: PC: \$382.	4	1	36 x 36		30	900 x 900		750	T__-B36	410	541
	4	1	42 x 42		36	1050 x 1050		900	T__-B42	475	639
	4	1	48 x 48		36	1200 x 1200		900	T__-B48	563	787
	8	1	54 x 54		42	1350 x 1350		1050	T__-B54	678	966
	8	1	60 x 60		48	1500 x 1500		1200	T__-B60	776	1,120
Specify the finish (5, 6). Specify the edge (N, S, 1, 2). Grommet option, specify the accent color (A, S) or specify N for no grommet.											
  1½" thick. Grommet option, add: GC: \$55. Module option, add: PC: \$382. Knife edge (K), add 25% to list price.	4	1	36 x 36		30	900 x 900		750	T__-A36	415	552
	4	1	42 x 42		36	1050 x 1050		900	T__-A42	481	639
	4	1	48 x 48		36	1200 x 1200		900	T__-A48	569	759
	8	1	54 x 54		42	1350 x 1350		1050	T__-A54	678	901
	8	1	60 x 60		48	1500 x 1500		1200	T__-A60	759	1,088
Specify the finish (5, 6). Specify the edge (N, S, K, 1, 2). Grommet option, specify the accent color (A, S) or specify N for no grommet.											
  1½" thick. Grommet option, add: GC: \$55. Module option, add: PC: \$382.	4	1	36 x 36		33	900 x 900		825	T__-W36	410	541
	4	1	42 x 42		39	1050 x 1050		975	T__-W42	475	639
	4	1	48 x 48		42	1200 x 1200		1050	T__-W48	563	787
	8	1	54 x 54		48	1350 x 1350		1200	T__-W54	678	961
	8	1	60 x 60		54	1500 x 1500		1350	T__-W60	776	1,120
Specify the finish (5, 6). Specify the edge (N, S, 1, 2). Grommet option, specify the accent color (A, S) or specify N for no grommet.											
 1½" thick. Grommet option, add: GC: \$55 / G2*: \$109. Module option, add: PC: \$382 / P2*: \$765. *Tops starting at 72" wide.	4	1	48 x 36			1200 x 900			T__-RT3648	563	673
	6	1	60 x 36			1500 x 900			T__-RT3660	618	770
	6	1	72 x 36			1800 x 900			T__-RT3672	693	896
	8	1	84 x 36			2100 x 900			T__-RT3684	759	1,016
	8	1	96 x 36			2400 x 900			T__-RT3696	815	1,147
	6	1	48 x 42			1200 x 1050			T__-RT4248	569	782
	6	1	60 x 42			1500 x 1050			T__-RT4260	666	896
	8	1	72 x 42			1800 x 1050			T__-RT4272	754	1,028
	8	1	84 x 42			2100 x 1050			T__-RT4284	857	1,186
	9	1	96 x 42			2400 x 1050			T__-RT4296	951	1,344

PLEASE REFER TO PAGE 169 FOR BASES AND PAGE 193 FOR GROMMETS AND ELECTRICAL / COMMUNICATION MODULE OPTIONS.

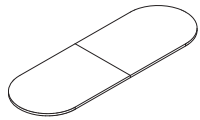


HPL Surfaces (\$)

	Approx. number of places	Section	W x D (in)	X	Y	W x D (mm)	X	Y	Code	All Laminate (\$)	HPL Surfaces (\$)
Racetrack tops (cont'd)	7	1	60 x 48			1500 x 1200			T__-RT4860	765	984
	8	1	72 x 48			1800 x 1200			T__-RT4872	857	1,120
	9	1	84 x 48			2100 x 1200			T__-RT4884	951	1,278
	10	1	96 x 48			2400 x 1200			T__-RT4896	1,055	1,431
	8	1	60 x 54			1500 x 1350			T__-RT5460	836	1,212
	8	1	72 x 54			1800 x 1350			T__-RT5472	929	1,321
	9	1	84 x 54			2100 x 1350			T__-RT5484	1,028	1,426
	10	1	96 x 54			2400 x 1350			T__-RT5496	1,131	1,524

Specify the finish (5, 6). Specify the edge (N, S, 1, 2). Grommet option, specify the accent color (A, S) or specify N for no grommet.

Racetrack tops

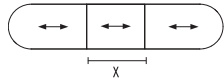
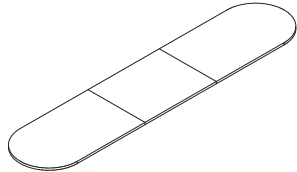


1½" thick. Packed in 2 boxes.
Grommet option, add: GC: \$55 / G2: \$109 / G3: \$164.
Module option, add: PC: \$382 / P2: \$765 / P3: \$1,147.
Two-tone combination, specify N or S edge only.

11	2	108 x 48			2700 x 1200			T__-RT48108	1,311	1,721
12	2	120 x 48			3000 x 1200			T__-RT48120	1,415	1,852
12	2	132 x 48			3300 x 1200			T__-RT48132	1,513	1,984
13	2	144 x 48			3600 x 1200			T__-RT48144	1,617	2,103
14	2	156 x 48			3900 x 1200			T__-RT48156	1,716	2,240
15	2	168 x 48			4200 x 1200			T__-RT48168	1,820	2,366
16	2	180 x 48			4500 x 1200			T__-RT48180	1,918	2,485
17	2	192 x 48			4800 x 1200			T__-RT48192	2,027	2,617
11	2	108 x 54			2700 x 1350			T__-RT54108	1,431	1,847
12	2	120 x 54			3000 x 1350			T__-RT54120	1,557	1,978
13	2	132 x 54			3300 x 1350			T__-RT54132	1,683	2,098
14	2	144 x 54			3600 x 1350			T__-RT54144	1,814	2,245
15	2	156 x 54			3900 x 1350			T__-RT54156	1,945	2,394
15	2	168 x 54			4200 x 1350			T__-RT54168	2,070	2,551
16	2	180 x 54			4500 x 1350			T__-RT54180	2,196	2,699
17	2	192 x 54			4800 x 1350			T__-RT54192	2,311	2,857

Specify the finish (5, 6). Specify the edge (N, S, 1, 2). Grommet option, specify the accent color (A, S) or specify N for no grommet.

Racetrack tops

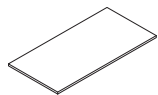


1½" thick. Packed in 3 boxes.
Grommet option, add: GC: \$55 / G2: \$109 / G3: \$164.
Module option, add: PC: \$382 / P2: \$765 / P3: \$1,147.
Two-tone combination, specify N or S edge only.

18	3	204 x 48	60		5100 x 1200	1500		T__-RT48204	2,327	2,973
20	3	216 x 48	60		5400 x 1200	1500		T__-RT48216	2,480	3,158
22	3	228 x 48	60		5700 x 1200	1500		T__-RT48228	2,644	3,355
24	3	240 x 48	60		6000 x 1200	1500		T__-RT48240	2,791	3,546
24	3	252 x 48	60		6300 x 1200	1500		T__-RT48252	2,928	3,737
20	3	204 x 54	60		5100 x 1350	1500		T__-RT54204	2,551	3,223
22	3	216 x 54	60		5400 x 1350	1500		T__-RT54216	2,677	3,404
22	3	228 x 54	60		5700 x 1350	1500		T__-RT54228	2,803	3,578
24	3	240 x 54	60		6000 x 1350	1500		T__-RT54240	2,928	3,760
24	3	252 x 54	60		6300 x 1350	1500		T__-RT54252	3,054	3,944

Specify the finish (5, 6). Specify the edge (N, S, 1, 2). Grommet option, specify the accent color (A, S) or specify N for no grommet.

Rectangular tops



1½" thick.
Grommet option, add: GC: \$55 / G2*: \$109.
Module option, add: PC: \$382 / P2*: \$765.
*Tops starting at 72" wide.
Knife edge (K), add 25% to list price.

4	1	48 x 36			1200 x 900			T__-RC3648	454	618
6	1	60 x 36			1500 x 900			T__-RC3660	514	748
6	1	72 x 36			1800 x 900			T__-RC3672	579	836
8	1	84 x 36			2100 x 900			T__-RC3684	639	951
8	1	96 x 36			2400 x 900			T__-RC3696	716	1,055
4	1	48 x 42			1200 x 1050			T__-RC4248	491	721
6	1	60 x 42			1500 x 1050			T__-RC4260	569	857
6	1	72 x 42			1800 x 1050			T__-RC4272	666	979
8	1	84 x 42			2100 x 1050			T__-RC4284	765	1,103
8	1	96 x 42			2400 x 1050			T__-RC4296	869	1,229

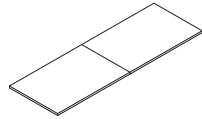


HPL Surfaces (\$)

	Approx. number of places	Section	W x D (in)	X	Y	W x D (mm)	X	Y	Code	All Laminate (\$)	HPL Surfaces (\$)
Rectangular tops (cont' d)	6	1	60 x 48			1500 x 1200			T__-RC4860	600	896
	6	1	72 x 48			1800 x 1200			T__-RC4872	699	1,016
	8	1	84 x 48			2100 x 1200			T__-RC4884	797	1,147
	8	1	96 x 48			2400 x 1200			T__-RC4896	901	1,278
	8	1	60 x 54			1500 x 1350			T__-RC5460	732	989
	8	1	72 x 54			1800 x 1350			T__-RC5472	820	1,114
	10	1	84 x 54			2100 x 1350			T__-RC5484	924	1,240
	10	1	96 x 54			2400 x 1350			T__-RC5496	1,021	1,376

Specify the finish (5, 6). Specify the edge (N, S, K, 1, 2). Grommet option, specify the accent color (A, S) or specify N for no grommet.

Rectangular tops

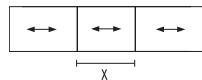
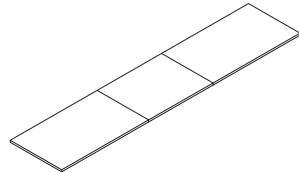


1½" thick. Packed in 2 boxes.
Grommet option, add: GC: \$55 / G2: \$109 / G3: \$164.
Module option, add: PC: \$382 / P2: \$765 / P3: \$1,147.
Two-tone combination, specify N or S edge only.
Knife edge (K), add 25% to list price.

10	2	108 x 48			2700 x 1200			T__-RC48108	1,153	1,530
10	2	120 x 48			3000 x 1200			T__-RC48120	1,257	1,634
10	2	132 x 48			3300 x 1200			T__-RC48132	1,361	1,731
12	2	144 x 48			3600 x 1200			T__-RC48144	1,465	1,862
12	2	156 x 48			3900 x 1200			T__-RC48156	1,563	2,021
14	2	168 x 48			4200 x 1200			T__-RC48168	1,667	2,174
14	2	180 x 48			4500 x 1200			T__-RC48180	1,765	2,322
16	2	192 x 48			4800 x 1200			T__-RC48192	1,868	2,475
12	2	108 x 54			2700 x 1350			T__-RC54108	1,283	1,693
12	2	120 x 54			3000 x 1350			T__-RC54120	1,387	1,820
12	2	132 x 54			3300 x 1350			T__-RC54132	1,491	1,950
14	2	144 x 54			3600 x 1350			T__-RC54144	1,589	2,076
14	2	156 x 54			3900 x 1350			T__-RC54156	1,693	2,202
16	2	168 x 54			4200 x 1350			T__-RC54168	1,792	2,327
16	2	180 x 54			4500 x 1350			T__-RC54180	1,890	2,459
18	2	192 x 54			4800 x 1350			T__-RC54192	1,999	2,589

Specify the finish (5, 6). Specify the edge (N, S, K, 1, 2). Grommet option, specify the accent color (A, S) or specify N for no grommet.

Rectangular tops

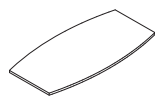


1½" thick. Packed in 3 boxes.
Grommet option, add: GC: \$55 / G2: \$109 / G3: \$164.
Module option, add: PC: \$382 / P2: \$765 / P3: \$1,147.
Two-tone combination, specify N or S edge only.
Knife edge (K), add 25% to list price.

16	3	204 x 48	60		5100 x 1200	1500		T__-RC48204	2,103	2,960
16	3	216 x 48	60		5400 x 1200	1500		T__-RC48216	2,251	3,147
18	3	228 x 48	60		5700 x 1200	1500		T__-RC48228	2,387	3,343
18	3	240 x 48	60		6000 x 1200	1500		T__-RC48240	2,518	3,534
20	3	252 x 48	60		6300 x 1200	1500		T__-RC48252	2,672	3,720
18	3	204 x 54	60		5100 x 1350	1500		T__-RC54204	2,223	3,064
18	3	216 x 54	60		5400 x 1350	1500		T__-RC54216	2,339	3,256
20	3	228 x 54	60		5700 x 1350	1500		T__-RC54228	2,453	3,447
20	3	240 x 54	60		6000 x 1350	1500		T__-RC54240	2,573	3,638
22	3	252 x 54	60		6300 x 1350	1500		T__-RC54252	2,682	3,830

Specify the finish (5, 6). Specify the edge (N, S, K, 1, 2). Grommet option, specify the accent color (A, S) or specify N for no grommet.

Boatshape tops



1½" thick.
Grommet option, add: GC: \$55 / G2*: \$109.
Module option, add: PC: \$382 / P2*: \$765.
*Tops starting at 72" wide.

4	1	48 x 36		30	1200 x 900		750	T__-B3648	503	688
6	1	60 x 36		30	1500 x 900		750	T__-B3660	579	797
6	1	72 x 36		30	1800 x 900		750	T__-B3672	666	912
8	1	84 x 36		30	2100 x 900		750	T__-B3684	732	1,021
8	1	96 x 36		30	2400 x 900		750	T__-B3696	809	1,137
6	1	48 x 42		36	1200 x 1050		900	T__-B4248	536	732
6	1	60 x 42		36	1500 x 1050		900	T__-B4260	628	880
6	1	72 x 42		36	1800 x 1050		900	T__-B4272	770	1,038
8	1	84 x 42		36	2100 x 1050		900	T__-B4284	896	1,202
8	1	96 x 42		36	2400 x 1050		900	T__-B4296	1,016	1,376

= ASSEMBLY REQUIRED

PLEASE REFER TO PAGE 169 FOR BASES AND PAGE 193 FOR GROMMETS AND ELECTRICAL / COMMUNICATION MODULE OPTIONS.

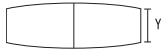
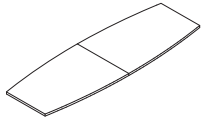
QUORUM MULTICONFERENCE – CONFERENCE TABLES



	Approx. number of places	Section	W x D (in)	X	Y	W x D (mm)	X	Y	Code	All Laminate (\$)	HPL Surfaces (\$)
Boatshape tops (cont'd)	6	1	60 x 48		36	1500 x 1200		900	T___-B4860	666	939
	6	1	72 x 48		36	1800 x 1200		900	T___-B4872	792	1,109
	8	1	84 x 48		36	2100 x 1200		900	T___-B4884	918	1,278
	8	1	96 x 48		36	2400 x 1200		900	T___-B4896	1,038	1,426
	8	1	60 x 54		42	1500 x 1350		1050	T___-B5460	754	1,038
	8	1	72 x 54		42	1800 x 1350		1050	T___-B5472	830	1,169
	10	1	84 x 54		42	2100 x 1350		1050	T___-B5484	934	1,301
	10	1	96 x 54		42	2400 x 1350		1050	T___-B5496	1,049	1,448

Specify the finish (5, 6). Specify the edge (N, S, 1, 2). Grommet option, specify the accent color (A, S) or specify N for no grommet.

Boatshape tops

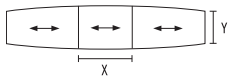
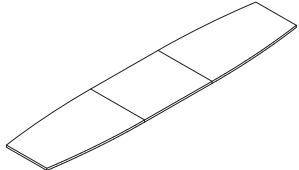


1½" thick. Packed in 2 boxes.
Grommet option, add: GC: \$55 / G2: \$109 / G3: \$164.
Module option, add: PC: \$382 / P2: \$765 / P3: \$1,147.
Two-tone combination, specify N or S edge only.

10	2	108 x 48		36	2700 x 1200		900	T___-B48108	1,283	1,758
10	2	120 x 48		36	3000 x 1200		900	T___-B48120	1,387	1,862
10	2	132 x 48		36	3300 x 1200		900	T___-B48132	1,491	1,972
12	2	144 x 48		36	3600 x 1200		900	T___-B48144	1,589	2,093
12	2	156 x 48		36	3900 x 1200		900	T___-B48156	1,693	2,251
14	2	168 x 48		36	4200 x 1200		900	T___-B48168	1,792	2,399
14	2	180 x 48		36	4500 x 1200		900	T___-B48180	1,890	2,557
16	2	192 x 48		36	4800 x 1200		900	T___-B48192	1,999	2,704
12	2	108 x 54		42	2700 x 1350		1050	T___-B54108	1,355	1,808
12	2	120 x 54		42	3000 x 1350		1050	T___-B54120	1,470	1,939
12	2	132 x 54		42	3300 x 1350		1050	T___-B54132	1,589	2,065
14	2	144 x 54		42	3600 x 1350		1050	T___-B54144	1,716	2,191
14	2	156 x 54		42	3900 x 1350		1050	T___-B54156	1,847	2,311
16	2	168 x 54		42	4200 x 1350		1050	T___-B54168	1,978	2,448
16	2	180 x 54		42	4500 x 1350		1050	T___-B54180	2,098	2,578
18	2	192 x 54		42	4800 x 1350		1050	T___-B54192	2,229	2,699

Specify the finish (5, 6). Specify the edge (N, S, 1, 2). Grommet option, specify the accent color (A, S) or specify N for no grommet.

Boatshape tops

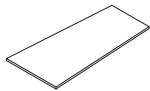


1½" thick. Packed in 3 boxes.
Grommet option, add: GC: \$55 / G2: \$109 / G3: \$164.
Module option, add: PC: \$382 / P2: \$765 / P3: \$1,147.
Two-tone combination, specify N or S edge only.

16	3	204 x 48	60	36	5100 x 1200	1500	900	T___-B48204	2,311	3,240
16	3	216 x 48	60	36	5400 x 1200	1500	900	T___-B48216	2,469	3,453
18	3	228 x 48	60	36	5700 x 1200	1500	900	T___-B48228	2,622	3,671
18	3	240 x 48	60	36	6000 x 1200	1500	900	T___-B48240	2,781	3,889
20	3	252 x 48	60	36	6300 x 1200	1500	900	T___-B48252	2,928	4,102
18	3	204 x 54	60	42	5100 x 1350	1500	1050	T___-B54204	2,475	3,322
18	3	216 x 54	60	42	5400 x 1350	1500	1050	T___-B54216	2,595	3,540
20	3	228 x 54	60	42	5700 x 1350	1500	1050	T___-B54228	2,704	3,752
20	3	240 x 54	60	42	6000 x 1350	1500	1050	T___-B54240	2,819	3,972
22	3	252 x 54	60	42	6300 x 1350	1500	1050	T___-B54252	2,940	4,185

Specify the finish (5, 6). Specify the edge (N, S, 1, 2). Grommet option, specify the accent color (A, S) or specify N for no grommet.

A-shape tops



1½" thick.
Grommet option, add: GC: \$55 / G2*: \$109. Module option, add: PC: \$382 / P2*: \$765.
*Tops starting at 72" wide.
Knife edge (K), add 25% to list price.

4	1	48 x 36		30	1200 x 900		750	T___-A3648	496	673
6	1	60 x 36		30	1500 x 900		750	T___-A3660	574	792
6	1	72 x 36		30	1800 x 900		750	T___-A3672	661	918
8	1	84 x 36		30	2100 x 900		750	T___-A3684	727	1,049
8	1	96 x 36		30	2400 x 900		750	T___-A3696	802	1,174
4	1	48 x 42		36	1200 x 1050		900	T___-A4248	552	732
6	1	60 x 42		36	1500 x 1050		900	T___-A4260	628	880
6	1	72 x 42		36	1800 x 1050		900	T___-A4272	759	1,038
8	1	84 x 42		36	2100 x 1050		900	T___-A4284	874	1,202
8	1	96 x 42		36	2400 x 1050		900	T___-A4296	984	1,376

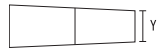
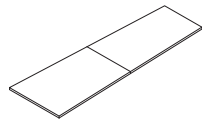


HPL Surfaces (\$)

	Approx. number of places	Section	W x D (in)	X	Y	W x D (mm)	X	Y	Code	All Laminate (\$)	HPL Surfaces (\$)
A-shape tops (cont'd)	6	1	60 x 48		36	1500 x 1200		900	T__-A4860	673	939
	6	1	72 x 48		36	1800 x 1200		900	T__-A4872	770	1,109
	8	1	84 x 48		36	2100 x 1200		900	T__-A4884	885	1,278
	8	1	96 x 48		36	2400 x 1200		900	T__-A4896	994	1,448
	8	1	60 x 54		42	1500 x 1350		1050	T__-A5460	776	1,010
	8	1	72 x 54		42	1800 x 1350		1050	T__-A5472	869	1,137
	10	1	84 x 54		42	2100 x 1350		1050	T__-A5484	966	1,267
	10	1	96 x 54		42	2400 x 1350		1050	T__-A5496	1,070	1,399

Specify the finish (5, 6). Specify the edge (N, S, K, 1, 2). Grommet option, specify the accent color (A, S) or specify N for no grommet.

A-shape tops

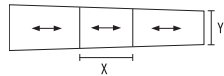
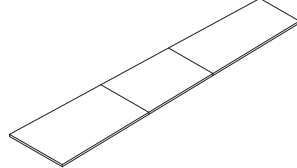


1½" thick. Packed in 2 boxes.
Grommet option, add: GC: \$55 / G2: \$109 / G3: \$164.
Module option, add: PC: \$382 / P2: \$765 / P3: \$1,147.
Two-tone combination, specify N or S edge only.
Knife edge (K), add 25% to list price.

10	2	108 x 48		36	2700 x 1200		900	T__-A48108	1,278	1,748
10	2	120 x 48		36	3000 x 1200		900	T__-A48120	1,382	1,852
10	2	132 x 48		36	3300 x 1200		900	T__-A48132	1,485	1,956
12	2	144 x 48		36	3600 x 1200		900	T__-A48144	1,579	2,082
12	2	156 x 48		36	3900 x 1200		900	T__-A48156	1,683	2,240
14	2	168 x 48		36	4200 x 1200		900	T__-A48168	1,786	2,387
14	2	180 x 48		36	4500 x 1200		900	T__-A48180	1,885	2,545
16	2	192 x 48		36	4800 x 1200		900	T__-A48192	1,994	2,693
12	2	108 x 54		42	2700 x 1350		1050	T__-A54108	1,382	1,771
12	2	120 x 54		42	3000 x 1350		1050	T__-A54120	1,498	1,868
12	2	132 x 54		42	3300 x 1350		1050	T__-A54132	1,612	1,999
14	2	144 x 54		42	3600 x 1350		1050	T__-A54144	1,721	2,125
14	2	156 x 54		42	3900 x 1350		1050	T__-A54156	1,835	2,257
16	2	168 x 54		42	4200 x 1350		1050	T__-A54168	1,956	2,381
16	2	180 x 54		42	4500 x 1350		1050	T__-A54180	2,070	2,503
18	2	192 x 54		42	4800 x 1350		1050	T__-A54192	2,186	2,644

Specify the finish (5, 6). Specify the edge (N, S, K, 1, 2). Grommet option, specify the accent color (A, S) or specify N for no grommet.

A-shape tops

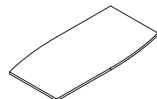


1½" thick. Packed in 3 boxes.
Grommet option, add: GC: \$55 / G2: \$109 / G3: \$164.
Module option, add: PC: \$382 / P2: \$765 / P3: \$1,147.
Two-tone combination, specify N or S edge only.
Knife edge (K), add 25% to list price.

16	3	204 x 48	60	36	5100 x 1200	1500	900	T__-A48204	2,229	3,173
16	3	216 x 48	60	36	5400 x 1200	1500	900	T__-A48216	2,371	3,365
18	3	228 x 48	60	36	5700 x 1200	1500	900	T__-A48228	2,503	3,557
18	3	240 x 48	60	36	6000 x 1200	1500	900	T__-A48240	2,655	3,747
20	3	252 x 48	60	36	6300 x 1200	1500	900	T__-A48252	2,791	3,944
18	3	204 x 54	60	42	5100 x 1350	1500	1050	T__-A54204	2,431	3,223
18	3	216 x 54	60	42	5400 x 1350	1500	1050	T__-A54216	2,551	3,398
20	3	228 x 54	60	42	5700 x 1350	1500	1050	T__-A54228	2,667	3,589
20	3	240 x 54	60	42	6000 x 1350	1500	1050	T__-A54240	2,781	3,802
22	3	252 x 54	60	42	6300 x 1350	1500	1050	T__-A54252	2,890	4,026

Specify the finish (5, 6). Specify the edge (N, S, K, 1, 2). Grommet option, specify the accent color (A, S) or specify N for no grommet.

Wave tops



1½" thick.
Grommet option, add: GC: \$55 / G2*: \$109.
Module option, add: PC: \$382 / P2*: \$765.
*Tops starting at 72" wide.

4	1	48 x 36		33	1200 x 900		825	T__-W3648	491	666
6	1	60 x 36		33	1500 x 900		825	T__-W3660	569	776
6	1	72 x 36		33	1800 x 900		825	T__-W3672	639	896
8	1	84 x 36		33	2100 x 900		825	T__-W3684	721	1,016
8	1	96 x 36		33	2400 x 900		825	T__-W3696	797	1,147
4	1	48 x 42		39	1200 x 1050		975	T__-W4248	519	721
6	1	60 x 42		39	1500 x 1050		975	T__-W4260	618	869
6	1	72 x 42		39	1800 x 1050		975	T__-W4272	759	1,021
8	1	84 x 42		39	2100 x 1050		975	T__-W4284	885	1,192
8	1	96 x 42		39	2400 x 1050		975	T__-W4296	1,005	1,361

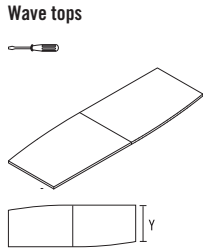
= ASSEMBLY REQUIRED

PLEASE REFER TO PAGE 169 FOR BASES AND PAGE 193 FOR GROMMETS AND ELECTRICAL / COMMUNICATION MODULE OPTIONS.



	Approx. number of places	Section	W x D (in)	X	Y	W x D (mm)	X	Y	Code	All Laminate (\$)	HPL Surfaces (\$)
Wave tops (cont'd)	6	1	60 x 48		42	1500 x 1200		1050	T___-W4860	678	961
	6	1	72 x 48		42	1800 x 1200		1050	T___-W4872	776	1,120
	8	1	84 x 48		42	2100 x 1200		1050	T___-W4884	891	1,295
	8	1	96 x 48		42	2400 x 1200		1050	T___-W4896	1,000	1,458
	8	1	60 x 54		48	1500 x 1350		1200	T___-W5460	759	1,088
	8	1	72 x 54		48	1800 x 1350		1200	T___-W5472	857	1,207
	10	1	84 x 54		48	2100 x 1350		1200	T___-W5484	966	1,344
	10	1	96 x 54		48	2400 x 1350		1200	T___-W5496	1,075	1,470

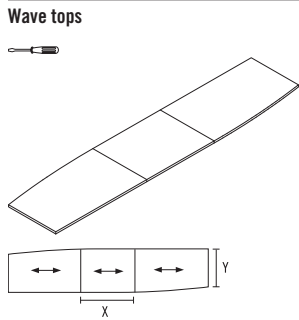
Specify the finish (5, 6). Specify the edge (N, S, 1, 2). Grommet option, specify the accent color (A, S) or specify N for no grommet.



1½" thick. Packed in 2 boxes.
Grommet option, add: GC: \$55 / G2: \$109 / G3: \$164.
Module option, add: PC: \$382 / P2: \$765 / P3: \$1,147.
Two-tone combination, specify N or S edge only.

Wave tops	10	2	108 x 48		42	2700 x 1200		1050	T___-W48108	1,301	1,771
	10	2	120 x 48		42	3000 x 1200		1050	T___-W48120	1,399	1,875
	12	2	132 x 48		42	3300 x 1200		1050	T___-W48132	1,503	1,984
	12	2	144 x 48		42	3600 x 1200		1050	T___-W48144	1,607	2,103
	12	2	156 x 48		42	3900 x 1200		1050	T___-W48156	1,704	2,262
	14	2	168 x 48		42	4200 x 1200		1050	T___-W48168	1,808	2,409
	14	2	180 x 48		42	4500 x 1200		1050	T___-W48180	1,907	2,573
	16	2	192 x 48		42	4800 x 1200		1050	T___-W48192	2,016	2,715
	12	2	108 x 54		48	2700 x 1350		1200	T___-W54108	1,387	1,852
	12	2	120 x 54		48	3000 x 1350		1200	T___-W54120	1,503	1,984
	14	2	132 x 54		48	3300 x 1350		1200	T___-W54132	1,622	2,103
	14	2	144 x 54		48	3600 x 1350		1200	T___-W54144	1,748	2,240
	14	2	156 x 54		48	3900 x 1350		1200	T___-W54156	1,875	2,366
	16	2	168 x 54		48	4200 x 1350		1200	T___-W54168	2,011	2,485
	16	2	180 x 54		48	4500 x 1350		1200	T___-W54180	2,131	2,617
	18	2	192 x 54		48	4800 x 1350		1200	T___-W54192	2,262	2,753


Specify the finish (5, 6). Specify the edge (N, S, 1, 2). Grommet option, specify the accent color (A, S) or specify N for no grommet.



1½" thick. Packed in 3 boxes.
Grommet option, add: GC: \$55 / G2: \$109 / G3: \$164.
Module option, add: PC: \$382 / P2: \$765 / P3: \$1,147.
Two-tone combination, specify N or S edge only.

Wave tops	16	3	204 x 48	60	42	5100 x 1200	1500	1050	T___-W48204	2,327	3,251
	16	3	216 x 48	60	42	5400 x 1200	1500	1050	T___-W48216	2,480	3,464
	18	3	228 x 48	60	42	5700 x 1200	1500	1050	T___-W48228	2,644	3,682
	18	3	240 x 48	60	42	6000 x 1200	1500	1050	T___-W48240	2,791	3,906
	20	3	252 x 48	60	42	6300 x 1200	1500	1050	T___-W48252	2,945	4,119
	18	3	204 x 54	60	48	5100 x 1350	1500	1200	T___-W54204	2,503	3,305
	18	3	216 x 54	60	48	5400 x 1350	1500	1200	T___-W54216	2,622	3,518
	20	3	228 x 54	60	48	5700 x 1350	1500	1200	T___-W54228	2,732	3,737
	20	3	240 x 54	60	48	6000 x 1350	1500	1200	T___-W54240	2,836	3,955
	22	3	252 x 54	60	48	6300 x 1350	1500	1200	T___-W54252	2,940	4,168

Specify the finish (5, 6). Specify the edge (N, S, 1, 2). Grommet option, specify the accent color (A, S) or specify N for no grommet.



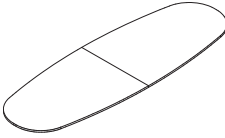
1½" thick.
Grommet option, add: GC: \$55 / G2*: \$109.
Module option, add: PC: \$382 / P2*: \$765.
* Tops starting at 72" wide.

Oval tops	8	1	72 x 42			1800 x 1050			T___-04272	815	1,114
	8	1	84 x 42			2100 x 1050			T___-04284	961	1,283
	9	1	96 x 42			2400 x 1050			T___-04296	1,098	1,453
	8	1	72 x 48			1800 x 1200			T___-04872	880	1,212
	8	1	84 x 48			2100 x 1200			T___-04884	989	1,387
	10	1	96 x 48			2400 x 1200			T___-04896	1,103	1,552
	8	1	72 x 54			1800 x 1350			T___-05472	924	1,257
	9	1	84 x 54			2100 x 1350			T___-05484	1,038	1,387
	10	1	96 x 54			2400 x 1350			T___-05496	1,153	1,513

Specify the finish (5, 6). Specify the edge (N, S, 1, 2). Grommet option, specify the accent color (A, S) or specify N for no grommet.

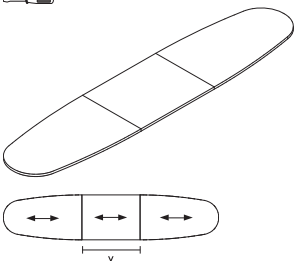


HPL Surfaces (\$)

	Approx. number of places	Section	W x D (in)	X	Y	W x D (mm)	X	Y	Code	All Laminate (\$)	HPL Surfaces (\$)
Oval tops 	11	2	108 x 48			2700 x 1200			T__-048108	1,410	1,868
	12	2	120 x 48			3000 x 1200			T__-048120	1,519	1,978
	12	2	132 x 48			3300 x 1200			T__-048132	1,634	2,076
	13	2	144 x 48			3600 x 1200			T__-048144	1,743	2,202
	14	2	156 x 48			3900 x 1200			T__-048156	1,847	2,360
	15	2	168 x 48			4200 x 1200			T__-048168	1,961	2,503
	16	2	180 x 48			4500 x 1200			T__-048180	2,070	2,667
	17	2	192 x 48			4800 x 1200			T__-048192	2,174	2,814
	11	2	108 x 54			2700 x 1350			T__-054108	1,513	1,939
	12	2	120 x 54			3000 x 1350			T__-054120	1,644	2,065
	13	2	132 x 54			3300 x 1350			T__-054132	1,771	2,191
	14	2	144 x 54			3600 x 1350			T__-054144	1,912	2,311
	15	2	156 x 54			3900 x 1350			T__-054156	2,059	2,448
	15	2	168 x 54			4200 x 1350			T__-054168	2,196	2,578
	16	2	180 x 54			4500 x 1350			T__-054180	2,339	2,699
	17	2	192 x 54			4800 x 1350			T__-054192	2,475	2,824

1½" thick. Packed in 2 boxes.
Grommet option, add: GC: \$55 / G2: \$109 / G3: \$164.
Module option, add: PC: \$382 / P2: \$765 / P3: \$1,147.
Two-tone combination, specify N or S edge only.

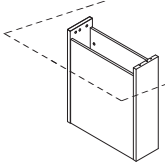
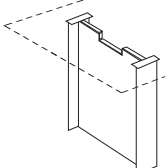
Specify the finish (5, 6). Specify the edge (N, S, 1, 2). Grommet option, specify the accent color (A, S) or specify N for no grommet.

	Approx. number of places	Section	W x D (in)	X	Y	W x D (mm)	X	Y	Code	All Laminate (\$)	HPL Surfaces (\$)
Oval tops 	18	3	204 x 48	60		5100 x 1200	1500		T__-048204	2,508	3,322
	20	3	216 x 48	60		5400 x 1200	1500		T__-048216	2,672	3,540
	22	3	228 x 48	60		5700 x 1200	1500		T__-048228	2,819	3,752
	24	3	240 x 48	60		6000 x 1200	1500		T__-048240	2,978	3,972
	24	3	252 x 48	60		6300 x 1200	1500		T__-048252	3,124	4,185
	20	3	204 x 54	60		5100 x 1350	1500		T__-054204	2,715	3,398
	22	3	216 x 54	60		5400 x 1350	1500		T__-054216	2,819	3,638
	22	3	228 x 54	60		5700 x 1350	1500		T__-054228	2,923	3,884
	24	3	240 x 54	60		6000 x 1350	1500		T__-054240	3,027	4,108
	24	3	252 x 54	60		6300 x 1350	1500		T__-054252	3,136	4,332

1½" thick. Packed in 3 boxes.
Grommet option, add: GC: \$55 / G2: \$109 / G3: \$164.
Module option, add: PC: \$382 / P2: \$765 / P3: \$1,147.
Two-tone combination, specify N or S edge only.

Specify the finish (5, 6). Specify the edge (N, S, 1, 2). Grommet option, specify the accent color (A, S) or specify N for no grommet.

BASES

	W x D x H (in)	W x D x H (mm)	Code	Price (\$)
Thermofused laminate bases 	<i>This base allows you to connect electric cables to a floor plug. WM at the end of the code indicates a base with 110° hinges and a locked storage unit. Specify the laminate finish.</i>			
	20 x 8 x 28	518 x 200 x 713	TNNN-LB20	496
	20 x 8 x 28	518 x 200 x 713	TNNN-LB20WM	623
	24 x 8 x 28	618 x 200 x 713	TNNN-LB24	519
	24 x 8 x 28	618 x 200 x 713	TNNN-LB24WM	661
Combined bases 	<i>Laminate with Silver anodized aluminum extrusions. Specify the laminate finish. Available in Silver only.</i>			
	20 x 6 x 28	530 x 150 x 713	TNNS-CB20	392
	24 x 6 x 28	630 x 150 x 713	TNNS-CB24	410


U-shaped combined bases

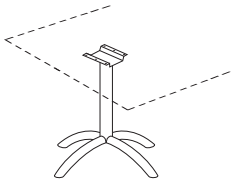
	W x D x H (in)	W x D x H (mm)	Code	Price (\$)
<i>Laminate with Silver anodized aluminum contour. Specify the laminate finish.</i>				
20 x 6 x 28	530 x 150 x 713	TNNS-UCB20	481	
24 x 6 x 28	630 x 150 x 713	TNNS-UCB24	496	

Metal T-bases

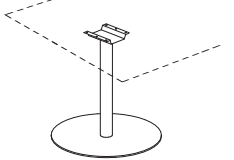
	W x D x H (in)	W x D x H (mm)	Code	Price (\$)
<i>The top plate allows the mounting of a LGC-PC.</i>				
30 x 3 x 28	760 x 75 x 713	TNN-TB26	296	
35 x 3 x 28	888 x 75 x 713	TNN-TB33	301	


Specify the accent color (A, S).

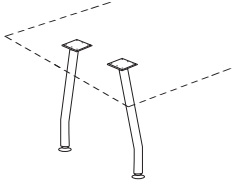
	W x D x H (in)	W x D x H (mm)	Code	Price (\$)
Metal X-base	<i>The top plate allows the mounting of a LGC-PC.</i>			
	35 x 35 x 28	888 x 888 x 713	TNN_-XB33	595
Specify the accent color (A, S).				



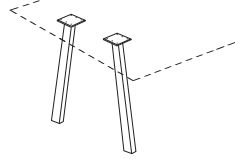
	W x D x H (in)	W x D x H (mm)	Code	Price (\$)
Metal disc bases	<i>The top plate allows the mounting of a LGC-PC.</i>			
	22 x 4 x 28	559 x 101 x 713	TNN_-DC22	552
	27 x 4 x 28	691 x 101 x 713	TNN_-DC27	673
Specify the accent color (A, S).				




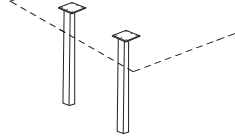
	W x D x H (in)	W x D x H (mm)	Code	Price (\$)
Metal spider legs	<i>2 legs.</i>			
	8 x 2 x 28	212 x 51 x 713	TNN_-STL2 	382
Specify the accent color (A, S).				




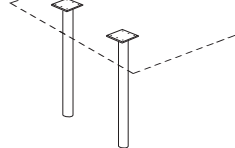
	W x D x H (in)	W x D x H (mm)	Code	Price (\$)
Metal angled legs	<i>2 legs.</i>			
	9 x 2 x 28	228 x 51 x 713	TNN_-ATL2	400
Specify the accent color (A, S).				



	W x D x H (in)	W x D x H (mm)	Code	Price (\$)
Metal square legs	<i>2 legs.</i>			
	2 x 2 x 28	51 x 51 x 713	TNN_-QTL2 	224
Specify the accent color (A, S).				



	W x D x H (in)	W x D x H (mm)	Code	Price (\$)
Metal round legs	<i>2 legs.</i>			
	2½ x 2½ x 28	64 x 64 x 713	TNN_-VTL2 	224
Specify the accent color (A, S).				

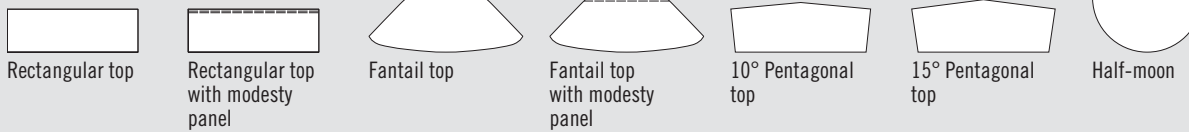


MODULAR TABLES

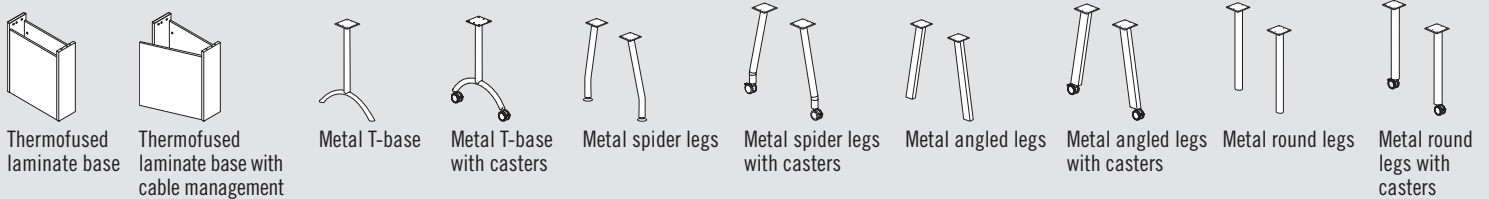
Try a modular table and you'll never want to use anything else. Highly original and adaptable, our freestanding modular tables can be easily configured to your needs and requirements, allowing you to organize all kinds of presentations, training sessions and meetings.

Explore their potential and multiple functionalities to help you find the ideal solution.

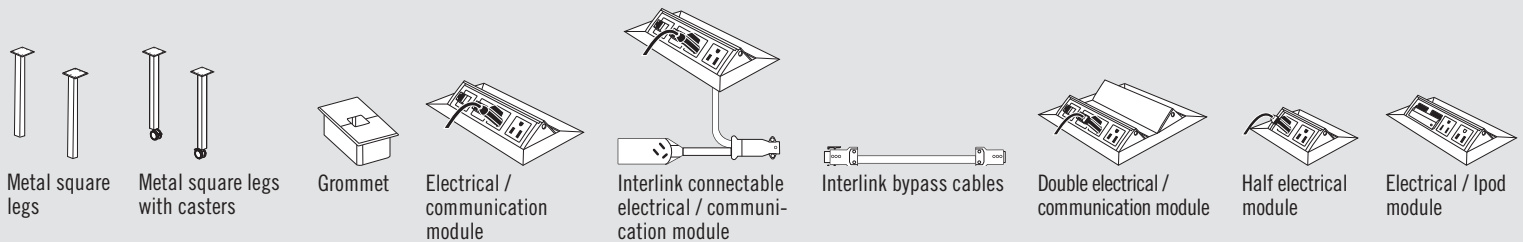
TOPS



BASES



TECHNOLOGY INTEGRATION



CONSTRUCTION

Table surfaces are made of thermofused laminate panels, finished on both sides. Scratch-resistant (45 lb/ft³) tops are 1½" (38 mm) thick and are also offered in high-pressure laminate, adding a thickness of 1/16" (1,5 mm). All surface edges are finished with thick thermoplastic polymer edgebanding.



Table surfaces are pre-drilled and position of the bases is assured with metal-on-metal hardware assembly and metal screws. Easy to assemble, all tables meet BIFMA standards.


Connectors are available to attach two modular tables together, offering a quick and practical way to reconfigure your furniture, without the use of tools. Surfaces with a depth of 24" and 30" (600 and 750 mm) are perforated, ready to receive the connector. **Refer to the Accessories section, page 193.**

The price list includes a column featuring an estimated number of seating places for each table. These numbers are based on the assumption that 28" (700 mm) is the minimum space required for people to work comfortably seated next to each other.

TABLE SURFACES

- Depths: 24" and 30" (600 and 750 mm)
- Widths (depending on shapes): 36" to 96" (900 to 2400 mm), in increments of 6" (150 mm)

ACCENT COLORS



S – Silver



A – Anthracite Grey


The accent color applies to non-laminate components such as bases, grommets, and modesty supports.

Exceptions: Power units and Interlink modules are in Silver anodized aluminum.

EDGE BANDING

1½" (38 mm) thick tops.


N edge



Smooth, 1/8" (3 mm) thick edge.


The N edge is matched with the finish specified for the surface.

S edge




Silver edge.

Textured 1 edge



Textured, 5/32" (4 mm) thick edge.

Textured 2 edge



The textured 1 and 2 edges are available (and in matching color) ONLY when a wood grain finish is specified for the surface.

EDGE BANDING POSITION

Smooth N & S edgebanding



Textured 1 & 2 edgebanding



MODESTY PANEL

It is possible to order rectangular or fantail tops with or without a half-height modesty panel. Modesty panels are made of 3/8" (16 mm) thick thermofused laminate panels finished on both sides. A 1 1/2" (38 mm) space between the work surface and the panel allows wires to pass through. Modesty panels are not available for 10° and 15° pentagonal tops.

TWO-TONE APPLICATION


Rectangular or fantail tops for modular tables with optional modesty panel can be ordered in a combination of two finishes. For two-tone applications, the first finish specified will be applied to the surface (grey area) and the second finish specified will be applied to the modesty panel.

TECHNOLOGY INTEGRATION

All tables can be ordered with grommets or electrical / communication modules. At the end of the table code, specify the code for the desired cut-out type. Cut-outs for **G** grommets or **P** modules are manufactured in a preset position at the factory.

P modules are available with single cord option or with Interlink system which allows multiple units to be connected together in a sequence. Refer to Interlink electrical / communication module section on page 177 for more information.

Modules need to be ordered separately when **P** option is specified. Please see page 193. **G** grommet is included with the surface.



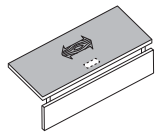
G grommet



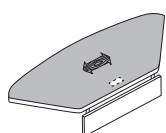
P Electrical / communication module

Refer to the Accessories section, page 193 for more electrical / communication modules. Cut-out to be made on-site or special-ordered.

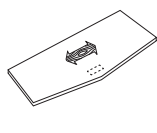
Please refer to the illustrations below for the two-tone application, the wood grain direction and the preset cut-out position for **G** grommets or **P** modules.



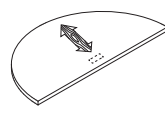
Rectangular top with modesty panel



Fantail top with modesty panel




10° or 15° pentagonal top




Half-moon

WIRE MANAGEMENT SYSTEMS

The **LB__WM** thermofused laminate base offers a vertical wire management system with a lockable storage unit. It is designed with a 6" (150 mm) recessed bottom that can be positioned above a floor plug. The hinges of the storage unit easily open up to 110°. It is possible to add horizontal PVC wire management channels (LGC-HWMCxx_(A, S)) under the table's work surface or vertical PVC wire management channels (LGC-VWMC20_(A, S)) on legs. Please refer to the Accessories section, page 193.



TNNN-LB20WM



LGC-HWMCxx_(A, S)

LGC-VWMC20_(A, S)

MODULAR TABLE BASES

Refer to the Compatibility Table, on page 162, for the number of bases required for the dimensions of the table's work surface. It is possible to order different types of bases for the same surface. Metal legs are finished with a Silver or Anthracite Grey ultra-resistant, electrostatic paint.

LEVELERS

Fixed bases are equipped with levelers that can be adjusted to a height of 1 1/4" (31 mm), except for spider legs, which can be adjusted to a height of 1/2" (12 mm), and 24" (600 mm) T-bases, which can be adjusted to a height of 3/4" (19 mm).



LB20/LB30



LB20WM/LB30WM



TB24



STL2



ATL2



VTL2



QTL2



MTB24



MSTL2



MATL2



MVTL2



MQTL2

CODIFICATION

Series	Finish / Thickness	Edgebanding	Options	
			Accent color	Electrical integration / Quantity
T	5 Thermofused laminate 1 1/2"	N Smooth edge S Silver edge	N N/A A Anthracite Grey S Silver	_ No grommet / No module G Grommet P Cut-out for electrical / communication module
	6 High-pressure laminate 1 1/2"	1 Textured 1 edge 2 Textured 2 edge		

ORDERING EXAMPLES

Rectangular top, 30" x 60", 1 1/2" thick thermofused laminate, smooth edgebanding, modesty panel, cut-out with grommet, Silver. Finish: One-tone in Tuscany Walnut.

T5NS-RCMM3060 G TWT

10° pentagonal top, 24" x 60", 1 1/2" thick thermofused laminate, #1 textured edgebanding, cut-out for 1 electrical / communication module. Finish: One-tone in Natural Cherry.

T51N-PM2460 P NTL

Fantail top, 24" x 48", 1 1/2" thick high-pressure laminate, smooth edgebanding, modesty panel. Finish: Two-tone in Tuscany Walnut and Willow Grey.

T6NN-FTMM2448 TWT/WGR








READY TO SHIP IN 5 DAYS!

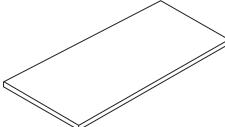
Several suggested layouts, components and accessories identified by this pictogram are part of the **Lacasse quick delivery program**.

Please refer to page 3 for complete program details.



COMPATIBILITY CHART – MODULAR TABLES

		BASE OPTIONS						
								
SURFACE DEPTHS	SURFACE WIDTHS	TB24 + LB20	STL2 + LB20 ATL2 + LB20 QTL2 + LB20 VTL2 + LB20	STL2 + LB30 ATL2 + LB30 QTL2 + LB30 VTL2 + LB30 TB24 + LB30	TB24	STL2 ATL2 QTL2 VTL2	MTB24	MSTL2 MATL2 MQTL2 MRTL2
RECTANGULAR PENTAGONAL	24"	48" à 72"	•	•		•	•	•
		78" à 96"	•			•	•	
	30"	48" à 72"	•	•		•	•	•
		78" à 96"	•			•	•	
FANTAIL	24"	36" à 42"				•	•	•
		48" à 60"	•	•		•	•	•
	30"	42"				•	•	•
		48" à 60"	•	•		•	•	•
HALF-MOON	30"	60"			•	•	•	•

	Approx. number of places	W x D (in)	X	Y	Z	W x D (mm)	X	Y	Z	Code	All Laminate (\$)	HPL Surfaces (\$)
	Rectangular tops											
	1	48 x 24				1200 x 600				T__-RCM2448	415	541
	2	54 x 24				1350 x 600				T__-RCM2454	454	579
	2	60 x 24				1500 x 600				T__-RCM2460	486	618
	2	66 x 24				1650 x 600				T__-RCM2466	514	673
	2	72 x 24				1800 x 600				T__-RCM2472	552	711
	3	78 x 24				1950 x 600				T__-RCM2478	579	754
	3	84 x 24				2100 x 600				T__-RCM2484	612	802
	3	90 x 24				2250 x 600				T__-RCM2490	661	863
	3	96 x 24				2400 x 600				T__-RCM2496	693	906
	1	48 x 30				1200 x 750				T__-RCM3048	465	612
	2	54 x 30				1350 x 750				T__-RCM3054	496	661
	2	60 x 30				1500 x 750				T__-RCM3060	524	699
	2	66 x 30				1650 x 750				T__-RCM3066	563	754
	2	72 x 30				1800 x 750				T__-RCM3072	595	797
3	78 x 30				1950 x 750				T__-RCM3078	639	863	
3	84 x 30				2100 x 750				T__-RCM3084	688	912	
3	90 x 30				2250 x 750				T__-RCM3090	727	973	
3	96 x 30				2400 x 750				T__-RCM3096	776	1,021	

Specify the finish (5, 6). Specify the edge (N, S, 1, 2). Grommet option, specify the accent color (A, S) or specify N for no grommet.

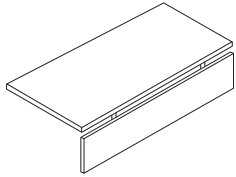
FOR P OPTION: REFER TO PAGE 193 FOR PC MODULE OR PAGE 178 FOR INTERLINK CONNECTION MODULE. SOME RESTRICTIONS APPLY. SEE INSTRUCTIONS BEFORE PLACING ORDER.

QUORUM MULTICONFERENCE – MODULAR TABLES



HPL Surfaces (\$)

Rectangular tops with modesty panel

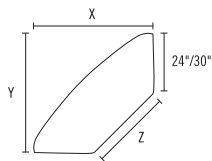
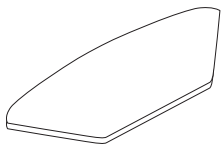


1½" thick. Laminate modesty panel
5/8" thick. 2 supports included.
Grommet option, add: G: \$55.
Specify the accent color (A, S).
Module cut-out option, add: P
at the end of the code.

Approx. number of places	W x D (in)	X	Y	Z	W x D (mm)	X	Y	Z	Code	All Laminate (\$)	HPL Surfaces (\$)
1	48 x 24				1200 x 600				T__-RCMM2448	584	693
2	54 x 24				1350 x 600				T__-RCMM2454	612	732
2	60 x 24				1500 x 600				T__-RCMM2460	650	787
2	66 x 24				1650 x 600				T__-RCMM2466	688	830
2	72 x 24				1800 x 600				T__-RCMM2472	721	891
3	78 x 24				1950 x 600				T__-RCMM2478	776	939
3	84 x 24				2100 x 600				T__-RCMM2484	815	1,000
3	90 x 24				2250 x 600				T__-RCMM2490	869	1,065
3	96 x 24				2400 x 600				T__-RCMM2496	906	1,114
1	48 x 30				1200 x 750				T__-RCMM3048	612	776
2	54 x 30				1350 x 750				T__-RCMM3054	661	815
2	60 x 30				1500 x 750				T__-RCMM3060	699	874
2	66 x 30				1650 x 750				T__-RCMM3066	748	924
2	72 x 30				1800 x 750				T__-RCMM3072	787	984
3	78 x 30				1950 x 750				T__-RCMM3078	830	1,049
3	84 x 30				2100 x 750				T__-RCMM3084	891	1,109
3	90 x 30				2250 x 750				T__-RCMM3090	934	1,174
3	96 x 30				2400 x 750				T__-RCMM3096	989	1,235

Specify the finish (5, 6). Specify the edge (N, S, 1, 2). Specify the accent color (A, S).

Fantail tops

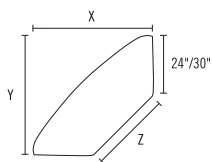
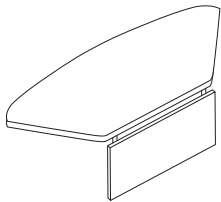


1½" thick.
Grommet option, add: G: \$55.
Specify the accent color (A, S).
Module cut-out option, add: P
at the end of the code.

1	50 x 24	36	36	13¼	1273 x 610	900	900	335	T__-FTM2436	459	574
1	58 x 24	42	42	21½	1485 x 610	1050	1050	547	T__-FTM2442	486	600
2	67 x 24	48	48	29⅞	1697 x 610	1200	1200	759	T__-FTM2448	503	639
2	75 x 24	54	54	38¼	1909 x 610	1350	1350	971	T__-FTM2454	524	678
2	83 x 24	60	60	46½	2121 x 610	1500	1500	1183	T__-FTM2460	552	711
1	58 x 28	42	42	13¼	1485 x 715	1050	1050	335	T__-FTM3042	519	678
2	67 x 28	48	48	21½	1697 x 715	1200	1200	541	T__-FTM3048	557	721
2	75 x 28	54	54	29⅞	1909 x 715	1350	1350	759	T__-FTM3054	579	776
2	83 x 28	60	60	46½	2121 x 715	1500	1500	971	T__-FTM3060	618	836

Specify the finish (5, 6). Specify the edge (N, S, 1, 2). Grommet option, specify the accent color (A, S) or specify N for no grommet.

Fantail tops with modesty panel



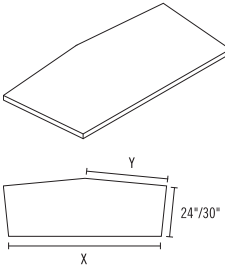
1½" thick. Laminate modesty panel
5/8" thick. 2 supports included.
Grommet option, add: G: \$55.
Specify the accent color (A, S).
Module cut-out option, add: P
at the end of the code.

1	50 x 24	36	36	13¼	1273 x 610	900	900	335	T__-FTMM2436	623	748
2	58 x 24	42	42	21½	1485 x 610	1050	1050	547	T__-FTMM2442	666	782
2	67 x 24	48	48	29⅞	1697 x 610	1200	1200	759	T__-FTMM2448	688	820
2	75 x 24	54	54	38¼	1909 x 610	1350	1350	971	T__-FTMM2454	711	869
3	83 x 24	60	60	46½	2121 x 610	1500	1500	1183	T__-FTMM2460	748	906
2	58 x 28	42	42	13¼	1485 x 715	1050	1050	335	T__-FTMM3042	705	863
2	67 x 28	48	48	21½	1697 x 715	1200	1200	541	T__-FTMM3048	748	912
2	75 x 28	54	54	29⅞	1909 x 715	1350	1350	759	T__-FTMM3054	776	973
3	83 x 28	60	60	46½	2121 x 715	1500	1500	971	T__-FTMM3060	815	1,038

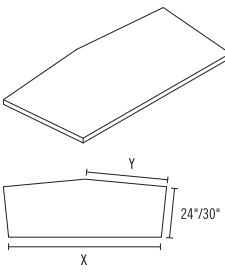
Specify the finish (5, 6). Specify the edge (N, S, 1, 2). Specify the accent color (A, S).



HPL Surfaces (\$)

	Approx. number of places	W x D (in)	X	Y	Z	W x D (mm)	X	Y	Z	Code	All Laminate (\$)	HPL Surfaces (\$)
10° Pentagonal tops 	2	51 ³ / ₈ x 25 ⁷ / ₈	48	25 ¹ / ₂		1304 x 654	1200	648		T___-PM2448	491	623
	2	57 ³ / ₈ x 26	54	28 ¹ / ₂		1454 x 661	1350	724		T___-PM2454	514	673
	2	63 ¹ / ₂ x 26 ³ / ₈	60	31 ¹ / ₂		1604 x 667	1500	799		T___-PM2460	541	711
	2	69 x 26 ¹ / ₂	66	34 ¹ / ₂		1754 x 674	1650	874		T___-PM2466	574	759
	2	75 x 26 ⁷ / ₈	72	37 ³ / ₈		1904 x 681	1800	949		T___-PM2472	600	797
	3	81 x 27	78	40 ³ / ₈		2054 x 687	1950	1025		T___-PM2478	639	857
	3	86 ⁷ / ₈ x 27 ³ / ₈	84	43 ³ / ₈		2204 x 694	2100	1100		T___-PM2484	688	906
	2	64 ³ / ₈ x 32 ¹ / ₄	60	32		1630 x 818	1500	812		T___-PM3060	607	825
	2	70 x 31 ¹ / ₂	66	35		1780 x 825	1650	887		T___-PM3066	639	880
	2	76 x 32 ³ / ₄	72	38		1930 x 831	1800	963		T___-PM3072	678	918
	3	82 x 33	78	40 ⁷ / ₈		2080 x 838	1950	1038		T___-PM3078	711	973
	3	87 ⁷ / ₈ x 32 ¹ / ₄	84	43 ⁷ / ₈		2230 x 844	2100	1113		T___-PM3084	759	1,016

Specify the finish (5, 6). Specify the edge (N, S, 1, 2). Grommet option, specify the accent color (A, S) or specify N for no grommet.

15° Pentagonal tops 	2	53 ³ / ₈ x 27	48	26 ¹ / ₂		1356 x 683	1200	674		T___-PM24485	491	623
	2	59 ⁵ / ₁₆ x 27 ⁵ / ₁₆	54	29 ¹ / ₂		1506 x 693	1350	750		T___-PM24545	514	673
	2	65 ¹ / ₄ x 27 ³ / ₄	60	32 ¹ / ₂		1656 x 703	1500	826		T___-PM24605	541	711
	2	71 x 28	66	35 ¹ / ₂		1806 x 713	1650	901		T___-PM24665	574	759
	2	77 x 28 ³ / ₈	72	38 ¹ / ₂		1956 x 722	1800	977		T___-PM24725	600	797
	3	83 x 28 ⁷ / ₈	78	41 ¹ / ₂		2106 x 732	1950	1053		T___-PM24785	639	857
	3	88 ⁷ / ₈ x 29 ¹ / ₄	84	44 ¹ / ₂		2256 x 742	2100	1128		T___-PM24845	688	906
	2	66 ³ / ₄ x 33 ⁵ / ₈	60	33 ³ / ₄		1695 x 854	1500	845		T___-PM30605	607	825
	2	72 ⁵ / ₈ x 34	66	36 ¹ / ₄		1845 x 864	1650	920		T___-PM30665	639	880
	2	78 ¹ / ₂ x 34 ³ / ₈	72	39 ¹ / ₄		1995 x 874	1800	997		T___-PM30725	678	918
	3	84 ¹ / ₂ x 34 ⁷ / ₈	78	42 ¹ / ₄		2145 x 884	1950	1072		T___-PM30785	711	973
	3	90 ³ / ₈ x 35 ¹ / ₄	84	45 ¹ / ₈		2295 x 893	2100	1148		T___-PM30845	759	1,016

Specify the finish (5, 6). Specify the edge (N, S, 1, 2). Grommet option, specify the accent color (A, S) or specify N for no grommet.

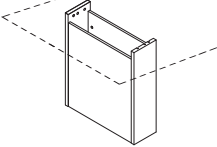
Half-moon tops 	2	60 x 30				1500 x 750				T___-HRM3060	584	748
--	---	---------	--	--	--	------------	--	--	--	--------------	-----	-----

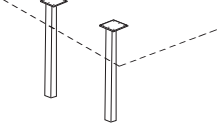
Specify the finish (5, 6). Specify the edge (N, S, 1, 2). Grommet option, specify the accent color (A, S) or specify N for no grommet.

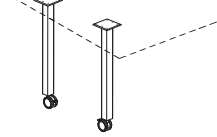
1¹/₂" thick.
Grommet option, add: G: \$55.
Specify the finish (A, S).
Module cut-out option, add: P
at the end of the code.

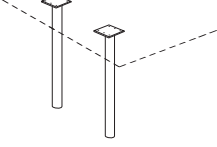
FOR P OPTION: REFER TO PAGE 193 FOR PC MODULE OR PAGE 178 FOR INTERLINK CONNECTION MODULE.
SOME RESTRICTIONS APPLY. SEE INSTRUCTIONS BEFORE PLACING ORDER.

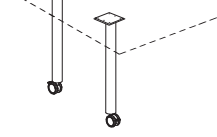
QUORUM MULTICONFERENCE – MODULAR TABLES

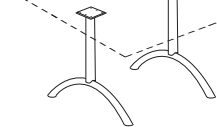
	W x D x H (in)	W x D x H (mm)	Code	Price (\$)
Thermofused laminate bases	<i>This base allows you to connect electric cables to a floor plug. WM at the end of the code indicates a base with 110° hinges and a locked storage unit. Specify the laminate finish.</i>			
	20 x 8 x 28	518 x 200 x 713	TNN-LB20	496
	20 x 8 x 28	518 x 200 x 713	TNN-LB20WM	623
	30 x 8 x 28	768 x 200 x 713	TNN-LB30	557
	30 x 8 x 28	768 x 200 x 713	TNN-LB30WM	688

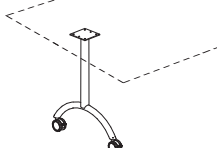
Metal square legs	<i>2 legs.</i>			
	2 x 2 x 28	51 x 51 x 713	TNN-QTL2	224
	Specify the accent color (A, S).			

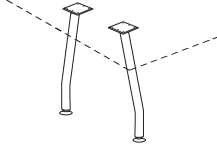
Metal square legs with casters	<i>2 legs. Casters with brakes.</i>			
	2 x 2 x 28	51 x 51 x 713	TNN-MQTL2	224
	Specify the accent color (A, S).			

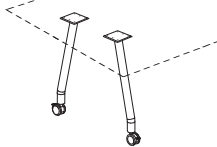
Metal round legs	<i>2 legs.</i>			
	2½ x 2½ x 28	64 x 64 x 713	TNN-VTL2	224
	Specify the accent color (A, S).			

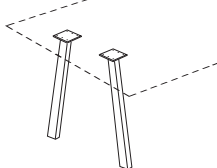
Metal round legs with casters	<i>2 legs. Casters with brakes.</i>			
	2½ x 2½ x 28	64 x 64 x 713	TNN-MVTL2	224
	Specify the accent color (A, S).			

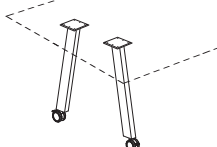
Metal T-bases	<i>2 legs.</i>			
	23 x 2 x 28	588 x 51 x 713	TNN-TB24	448
	Specify the accent color (A, S).			

	W x D x H (in)	W x D x H (mm)	Code	Price (\$)
Metal T-bases with casters	<i>2 legs. Casters with brakes.</i>			
	21 x 2 x 28	531 x 51 x 713	TNN-MTB24	448
	Specify the accent color (A, S).			

Metal spider legs	<i>2 legs. Aluminum levelers.</i>			
	8 x 2 x 28	212 x 51 x 713	TNN-STL2	382
	Specify the accent color (A, S).			

Metal spider legs with casters	<i>2 legs. Casters with brakes.</i>			
	8 x 2 x 28	212 x 51 x 713	TNN-MSTL2	382
	Specify the accent color (A, S).			

Metal angled legs	<i>2 legs.</i>			
	9 x 2 x 28	228 x 51 x 713	TNN-ATL2	400
	Specify the accent color (A, S).			

Metal angled legs with casters	<i>2 legs. Casters with brakes.</i>			
	9 x 2 x 28	228 x 51 x 713	TNN-MATL2	400
	Specify the accent color (A, S).			

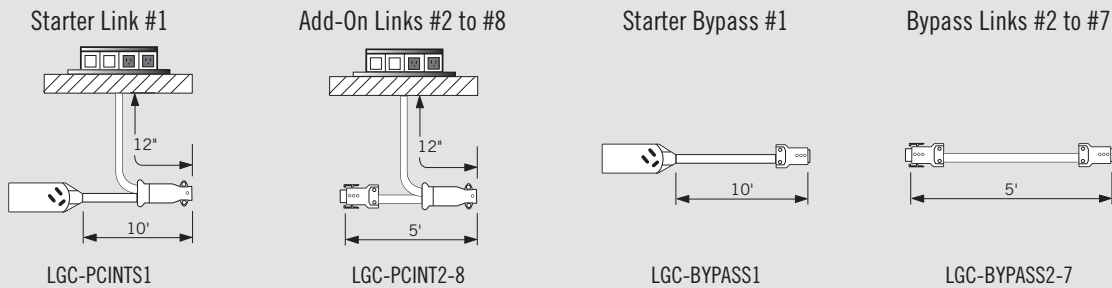
INTERLINK ELECTRICAL & COMMUNICATION MODULES

- When multiple power modules are needed for modular tables, but there is not necessary power supply to do so, then Interlink Electrical and Communication modules are the solution. Interlink allows the connection of one power module to the next, providing power for all of them in the series. Designed specifically for movable furniture, Interlink allows you to configure your workspace exactly how you want it.
- Single circuit power.
- Interlink Electrical and Communication module allows the possibility to add two outlets for fax, phone, or computer.
- Up to 8 duplex devices, 40 ft maximum total length.
- Links are numbered and color-coded and must be connected in sequence, for example, black with black, red with red. It is an electrical system easy to connect and disconnect.
- Bypass Links: required for tables over 60" (1500 mm) in length, are color and number coded exactly like the links, must be connected in sequence. For each bypass link included in the connection, one link must be deducted to have a maximum of 8 units overall.
- Anodized aluminum finish.
- UL recognized electrical power module component per UL 962.

*Remember to use adhesive wire channel LGC-HWMC__ to manage wires.
Refer to the Accessories section, page 193.

To have 8 tables connected on-line, they must be smaller or equal to 60" (1500 mm) in length. If the tables measure more than 60" in length, the links must be connected with a bypass link.

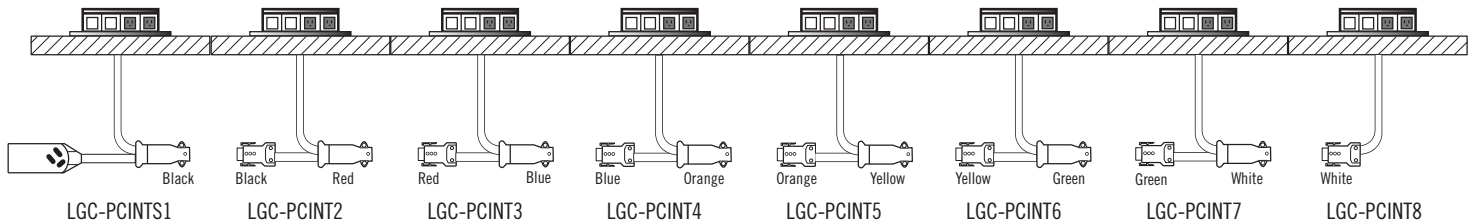
COMPONENTS OF THE INTERLINK SYSTEM: STARTER AND ADD-ON



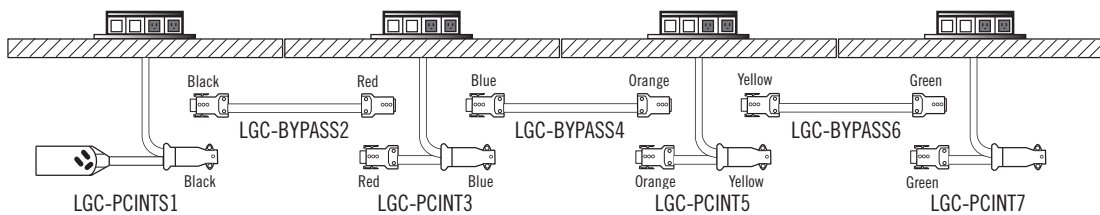
HOW TO CONNECT THE INTERLINK UNITS WITH EACH OTHER

Links and Bypass Links must be connected in sequence:

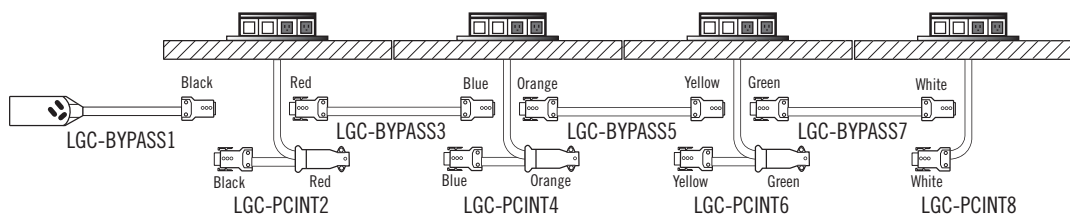
- Example with 8 tables of 60": 8 Links, no Bypass Links



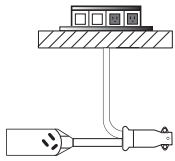
- Example with 4 tables of 96": 4 Links, 3 Bypass Links



- Example with 4 tables of 72": 4 Links. Since the first Link is placed at more than 10 ft from the power source, the connection starts with the starter Bypass #1.



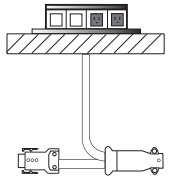
Starter electrical link module #1



8¼ x 4¾ x 3"
212 x 110 x 75 mm

Description	Color	Code	Price (\$)
<i>2 electrical outlets. Can accommodate 2 computer jack models for AMP or Panduit, fax, telephone. 10' cord with wall outlet. Anodized aluminum.</i>			
Starter link #1	Black	LGC-PCINTS1	481

Electrical link modules



8¼ x 4¾ x 3"
212 x 110 x 75 mm

Description	Color	Code	Price (\$)
<i>2 electrical outlets. Can accommodate 2 computer jack models for AMP or Panduit, fax, telephone. 5' cord. Anodized aluminum.</i>			
Add-on Link #2	Black/Red	LGC-PCINT2	415
Add-on Link #3	Red/Blue	LGC-PCINT3	415
Add-on Link #4	Blue/Orange	LGC-PCINT4	415
Add-on Link #5	Orange/Yellow	LGC-PCINT5	415
Add-on Link #6	Yellow/Green	LGC-PCINT6	415
Add-on Link #7	Green/White	LGC-PCINT7	415
Add-on Link #8	White	LGC-PCINT8	415

Starter bypass cable #1



Bypass cables



Description	Color	Code	Price (\$)
<i>Used when modular table is farther than 5' from power supply. 10' cord with wall outlet.</i>			
Bypass Starter #1	Black	LGC-BYPASS1	180

<i>To connect electrical link modules to each other, when modular tables are 66" (1650 mm) or longer. 5' cord.</i>			
Bypass Link #2	Black/Red	LGC-BYPASS2	119
Bypass Link #3	Red/Blue	LGC-BYPASS3	119
Bypass Link #4	Blue/Orange	LGC-BYPASS4	119
Bypass Link #5	Orange/Yellow	LGC-BYPASS5	119
Bypass Link #6	Yellow/Green	LGC-BYPASS6	119
Bypass Link #7	Green/White	LGC-BYPASS7	119

TRAINING TABLES

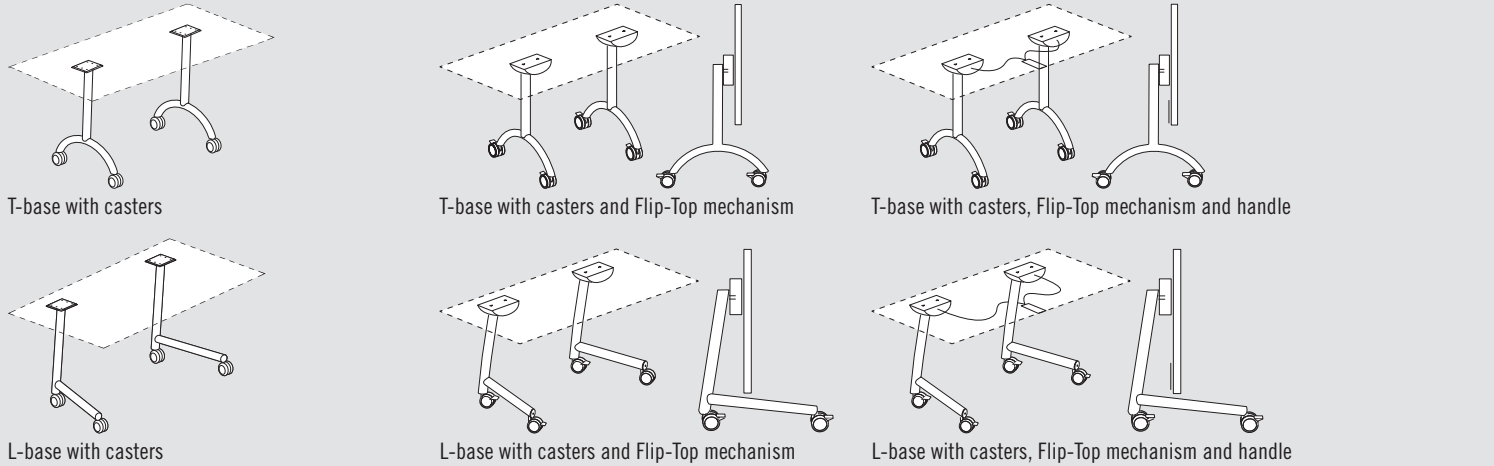
Coordinate shapes and sizes in record times as your needs change. With four locking casters and an optional Flip-Top mechanism that allows you to fold the top down, our training tables can be nested together, moved and stored away, depending on your daily activities.

Finally, a training table that truly makes your life easier!

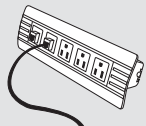
TOPS



BASES



TECHNOLOGY INTEGRATION



Removable electrical / communication module

CONSTRUCTION

Table surfaces are made of thermofused laminate panels, finished on both sides. Scratch-resistant (45 lb/ft³) tops are 1" (25 mm) thick and are also offered in high-pressure laminate, adding a thickness of 1/16" (1,5 mm). All surface edges are finished with thick thermoplastic polymer edgebanding.



Table surfaces are pre-drilled and bases are easy to position with metal-on-metal hardware assembly and metal screws. Easy to assemble, all tables meet BIFMA standards.

Connectors are available to attach two training tables together, offering a quick and practical way to reconfigure your workspace, without the use of tools. Surfaces with a depth of 24" and 30" (600 and 750 mm) are perforated, ready to receive the connector. **Refer to the Accessories section, page 193.**

The price list includes a column featuring an estimated number of seating places for each table. These numbers are based on the assumption that 28" (700 mm) is the minimum space required for people to work comfortably seated next to each other.


SURFACES

- Depths: 24" and 30" (600 and 750 mm)
- Widths: 48" to 72" (1200 to 1800 mm), in increments of 6" (150 mm)

EDGEBANDING

1" (25 mm) thick tops.


N Edge



Smooth, 1/8" (3 mm) thick edge.

The **N** edge is matched with the finish specified for the surface.

S Edge



Silver edge

ACCENT COLORS



S – Silver




A – Anthracite Grey

The accent color applies to non-laminate components such as bases and modesty supports.


Exceptions: Flip-Top mechanisms and electrical modules.

EDGEBANDING POSITION

Smooth N & S edgebanding

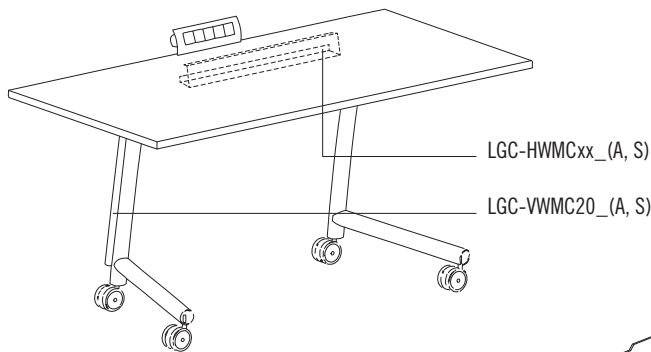


TECHNOLOGY INTEGRATION AND WIRE MANAGEMENT SYSTEMS



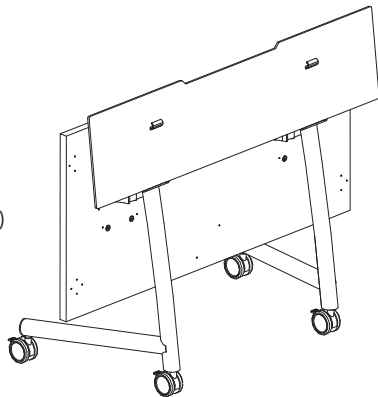
An LGC-PCS (available in Silver only) electrical / communication module is available. This removable module can be quickly installed on the work surface, without the use of tools.

It is possible to add horizontal PVC wire management channels (LGC-HWMCxx_(A, S)) under the table's work surface or vertical PVC wire management channels (LGC-VWMC20_(A, S)) on L- or T-bases. **Please refer to the Accessories section, page 193.**



MODESTY PANEL OPTION

- Folds by gravity and allows tables to be nested
- Translucent acrylic
- Support brackets are finished in Silver (S) or Anthracite Grey (A)

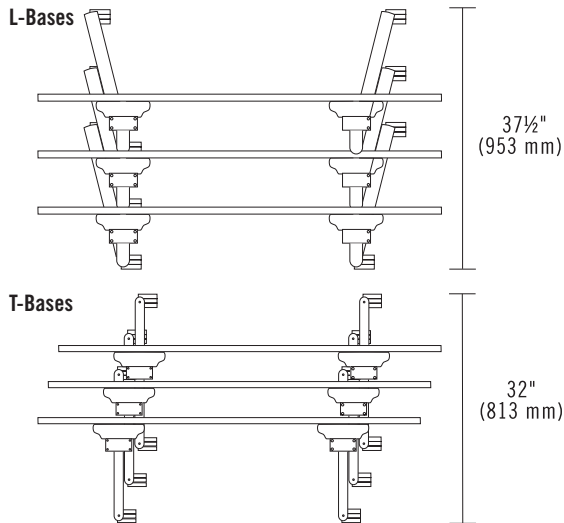


BASES FOR TRAINING TABLES

Metal L- and T-bases are available for all work surfaces and are finished with Silver or Anthracite Grey ultra-resistant, electrostatic paint. All bases feature 3" (75 mm) diameter casters with brakes. Capacity: 100 lb (45 kg) per caster.

With L- or T-bases with locking casters and an optional Flip-Top mechanism (available with or without a handle) that allows you to fold the top down, our training tables can be nested to help you move and store them away easily.

Examples of the space required to store three tables:



CODIFICATION

Series	Finish / Thickness	Options	
		Edgebanding	Accent color
T	1 Thermofused laminate 1"	N Smooth edge	N No accent
	2 High-pressure laminate 1"	S Silver edge	A Anthracite Grey S Silver

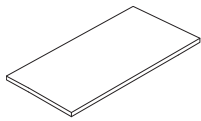
ORDERING EXAMPLES

Rectangular top, 24" x 60", 1" thick thermofused laminate, smooth edgebanding. Finish: Tuscany Walnut.

T1NN-RCT2460 TWT

Wave top, 24" x 48", 1" thick high-pressure laminate, Silver edgebanding. Finish: Natural Cherry.

T2SN-WT2448 NTL

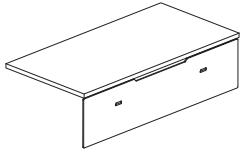
	Approx. number of places	W x D (in)	X	Y	W x D (mm)	X	Y	Code	All Laminate (\$)	HPL Surfaces (\$)
Rectangular tops  1" thick.	1	48 x 24			1200 x 600			T_N-RCT2448	268	387
	2	54 x 24			1350 x 600			T_N-RCT2454	301	426
	2	60 x 24			1500 x 600			T_N-RCT2460	338	475
	2	66 x 24			1650 x 600			T_N-RCT2466	382	519
	2	72 x 24			1800 x 600			T_N-RCT2472	426	579
	1	48 x 30			1200 x 750			T_N-RCT3048	296	454
	2	54 x 30			1350 x 750			T_N-RCT3054	328	491
	2	60 x 30			1500 x 750			T_N-RCT3060	366	536
	2	66 x 30			1650 x 750			T_N-RCT3066	405	584
	2	72 x 30			1800 x 750			T_N-RCT3072	454	639

Specify the finish (1, 2). Specify the edge (N, S).



HPL Surfaces (\$)

Rectangular tops with modesty panel

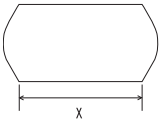
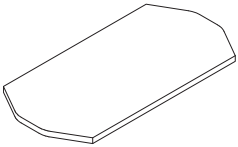


1" thick.
Translucent modesty panel ¼" thick.

Approx. number of places	W x D (in)	X	Y	W x D (mm)	X	Y	Code	All Laminate (\$)	HPL Surfaces (\$)
1	48 x 24			1200 x 600			T__-RCTT2448	623	748
2	54 x 24			1350 x 600			T__-RCTT2454	661	787
2	60 x 24			1500 x 600			T__-RCTT2460	699	825
2	66 x 24			1650 x 600			T__-RCTT2466	737	880
2	72 x 24			1800 x 600			T__-RCTT2472	787	934
1	48 x 30			1200 x 750			T__-RCTT3048	650	809
2	54 x 30			1350 x 750			T__-RCTT3054	688	852
2	60 x 30			1500 x 750			T__-RCTT3060	721	896
2	66 x 30			1650 x 750			T__-RCTT3066	765	939
2	72 x 30			1800 x 750			T__-RCTT3072	809	1,000

Specify the finish (1, 2). Specify the edge (N, S). Specify the accent color (A, S).

Hexagonal tops

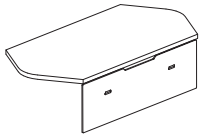


1" thick.

1	48 x 24	36		1200 x 600	900		T__N-HT2448	311	432
2	54 x 24	42		1350 x 600	1050		T__N-HT2454	345	475
2	60 x 24	48		1500 x 600	1200		T__N-HT2460	382	514
2	66 x 24	54		1650 x 600	1350		T__N-HT2466	426	569
2	72 x 24	60		1800 x 600	1500		T__N-HT2472	475	618
1	48 x 30	36		1200 x 750	900		T__N-HT3048	338	491
1	54 x 30	42		1350 x 750	1050		T__N-HT3054	372	524
2	60 x 30	48		1500 x 750	1200		T__N-HT3060	405	574
2	66 x 30	54		1650 x 750	1350		T__N-HT3066	454	618
2	72 x 30	60		1800 x 750	1500		T__N-HT3072	496	683

Specify the finish (1, 2). Specify the edge (N, S).

Hexagonal tops with modesty panel

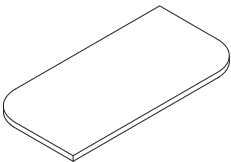


1" thick.
Translucent modesty panel ¼" thick.

1	48 x 24			1200 x 600			T__-HTT2448	673	792
1	54 x 24			1350 x 600			T__-HTT2454	705	825
2	60 x 24			1500 x 600			T__-HTT2460	737	874
2	66 x 24			1650 x 600			T__-HTT2466	787	924
2	72 x 24			1800 x 600			T__-HTT2472	825	979
1	48 x 30			1200 x 750			T__-HTT3048	699	852
1	54 x 30			1350 x 750			T__-HTT3054	727	885
2	60 x 30			1500 x 750			T__-HTT3060	765	929
2	66 x 30			1650 x 750			T__-HTT3066	809	979
2	72 x 30			1800 x 750			T__-HTT3072	857	1,038

Specify the finish (1, 2). Specify the edge (N, S). Specify the accent color (A, S).

Wave tops



1" thick.

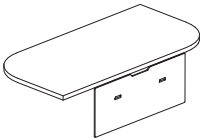
1	48 x 24		13¾	1200 x 600		350	T__N-WT2448	311	432
2	54 x 24		13¾	1350 x 600		350	T__N-WT2454	345	475
2	60 x 24		13¾	1500 x 600		350	T__N-WT2460	382	514
2	66 x 24		13¾	1650 x 600		350	T__N-WT2466	426	569
2	72 x 24		13¾	1800 x 600		350	T__N-WT2472	475	618
1	48 x 30		19⅝	1200 x 750		500	T__N-WT3048	338	491
2	54 x 30		19⅝	1350 x 750		500	T__N-WT3054	372	524
2	60 x 30		19⅝	1500 x 750		500	T__N-WT3060	405	574
2	66 x 30		19⅝	1650 x 750		500	T__N-WT3066	454	618
2	72 x 30		19⅝	1800 x 750		500	T__N-WT3072	496	683

Specify the finish (1, 2). Specify the edge (N, S).

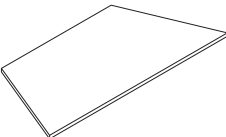
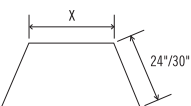
QUORUM MULTICONFERENCE – TRAINING TABLES



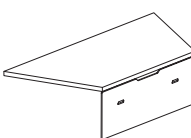
HPL Surfaces (\$)

	Approx. number of places	W x D (in)	X	Y	W x D (mm)	X	Y	Code	All Laminate (\$)	HPL Surfaces (\$)
Wave tops with modesty panel  1" thick. Translucent modesty panel ¼" thick.	1	48 x 24			1200 x 600			T___-WTT2448	673	792
	2	54 x 24			1350 x 600			T___-WTT2454	705	825
	2	60 x 24			1500 x 600			T___-WTT2460	737	874
	2	66 x 24			1650 x 600			T___-WTT2466	787	924
	2	72 x 24			1800 x 600			T___-WTT2472	825	979
	1	48 x 30			1200 x 750			T___-WTT3048	699	852
	2	54 x 30			1350 x 750			T___-WTT3054	727	885
	2	60 x 30			1500 x 750			T___-WTT3060	765	929
	2	66 x 30			1650 x 750			T___-WTT3066	809	979
	2	72 x 30			1800 x 750			T___-WTT3072	857	1,038

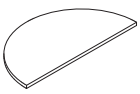
Specify the finish (1, 2). Specify the edge (N, S). Specify the accent color (A, S).

	Approx. number of places	W x D (in)	X	Y	W x D (mm)	X	Y	Code	All Laminate (\$)	HPL Surfaces (\$)
Trapezoidal tops   1" thick.	1	48 x 22	29 1/8		1200 x 554	740		T__N-TZT2448	410	541
	2	54 x 22	35		1350 x 554	890		T__N-TZT2454	448	579
	2	60 x 22	41		1500 x 554	1040		T__N-TZT2460	486	618
	2	66 x 22	46 7/8		1650 x 554	1190		T__N-TZT2466	524	678
	2	72 x 22	52 3/4		1800 x 554	1340		T__N-TZT2472	574	727
	1	48 x 27 1/4	24 1/2		1200 x 693	625		T__N-TZT3048	437	590
	2	54 x 27 1/4	30 1/2		1350 x 693	775		T__N-TZT3054	475	623
	2	60 x 27 1/4	36 1/2		1500 x 693	925		T__N-TZT3060	509	678
	2	66 x 27 1/4	42 1/4		1650 x 693	1075		T__N-TZT3066	557	721
	2	72 x 27 1/4	48 1/4		1800 x 693	1225		T__N-TZT3072	600	782

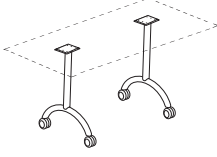
Specify the finish (1, 2). Specify the edge (N, S).

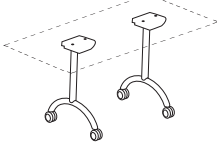
	Approx. number of places	W x D (in)	X	Y	W x D (mm)	X	Y	Code	All Laminate (\$)	HPL Surfaces (\$)
Trapezoidal tops with modesty panel  1" thick. Translucent modesty panel ¼" thick.	1	48 x 22			1200 x 554			T___-TZTT2448	770	901
	2	54 x 22			1350 x 554			T___-TZTT2454	802	934
	2	60 x 22			1500 x 554			T___-TZTT2460	836	979
	2	66 x 22			1650 x 554			T___-TZTT2466	885	1,028
	2	72 x 22			1800 x 554			T___-TZTT2472	929	1,088
	1	48 x 27 1/4			1200 x 693			T___-TZTT3048	797	951
	2	54 x 27 1/4			1350 x 693			T___-TZTT3054	825	984
	2	60 x 27 1/4			1500 x 693			T___-TZTT3060	869	1,028
	2	66 x 27 1/4			1650 x 693			T___-TZTT3066	912	1,083
	2	72 x 27 1/4			1800 x 693			T___-TZTT3072	961	1,137

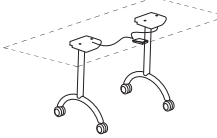
Specify the finish (1, 2). Specify the edge (N, S). Specify the accent color (A, S).

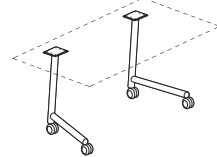
	Approx. number of places	W x D (in)	X	Y	W x D (mm)	X	Y	Code	All Laminate (\$)	HPL Surfaces (\$)
Half-moon tops  1" thick.	2	60 x 30			1500 x 750			T__N-HRT3060	459	639

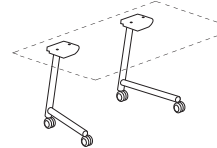
Specify the finish (1, 2). Specify the edge (N, S).

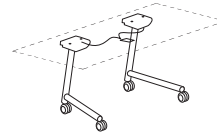
	W x D x H (in)	W x D x H (mm)	Code	Price (\$)
T-bases with casters	<i>2 bases. Casters with brakes.</i>			
	21 x 2 x 28	531 x 51 x 713	TNN_-MTB24	448
	Specify the accent color (A, S).			

	W x D x H (in)	W x D x H (mm)	Code	Price (\$)
T-bases with casters and Flip-Top mechanism	<i>2 bases. Casters with brakes. Mechanism to flip the tabletop down.</i>			
	21 x 2 x 28	531 x 51 x 713	TNN_-MTBF24	754
	Specify the accent color (A, S).			

	W x D x H (in)	W x D x H (mm)	Code	Price (\$)
T-bases with casters, Flip-Top mechanism and handle	<i>2 bases. Casters with brakes. Mechanism to flip the tabletop down.</i>			
	21 x 2 x 28	531 x 51 x 713	TNN_-MTBFH24	918
	Specify the accent color (A, S).			

	W x D x H (in)	W x D x H (mm)	Code	Price (\$)
L-bases with casters	<i>2 bases. Casters with brakes.</i>			
	21 x 7 x 28	531 x 172 x 713	TNN_-MLB24	688
	Specify the accent color (A, S).			

	W x D x H (in)	W x D x H (mm)	Code	Price (\$)
L-bases with casters and Flip-Top mechanism	<i>2 bases. Casters with brakes. Mechanism to flip the tabletop down.</i>			
	21 x 7 x 28	531 x 172 x 713	TNN_-MLBF24	961
	Specify the accent color (A, S).			

	W x D x H (in)	W x D x H (mm)	Code	Price (\$)
L-bases with casters, Flip-Top mechanism and handle	<i>2 bases. Casters with brakes. Mechanism to flip the tabletop down.</i>			
	21 x 7 x 28	531 x 172 x 713	TNN_-MLBFH24	1,125
	Specify the accent color (A, S).			

HEIGHT ADJUSTABLE TABLES

- Complete base offer featuring adjustable and fixed height bases with same look and design throughout the whole table family.
- Different mechanisms to choose from to satisfy all user needs.
- Depending on the mechanism type, surface dimensions are reduced by 1" in depth and 2" in length. This is done in accordance with ergonomic standards, helps for wire management and minimizes the probability of pinching fingers during adjustments.

- No horizontal crossbar allows full clearance for knees and mobile pedestals.
- High quality, German engineered mechanical components. Steel gears in the gear boxes of the crank and electric drives.

TOPS



Rectangular top



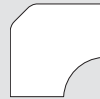
Right asymmetrical top



Left asymmetrical top

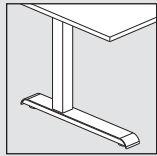


Corner double surface top



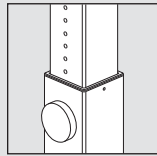
Corner top

BASE

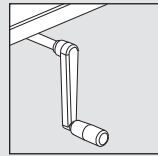


C base with 2 3/4" (70 mm) square tube

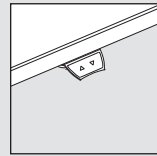
3 ADJUSTMENT MECHANISMS



Incremental



Hand crank



Electrical

CONSTRUCTION

Table surfaces are made of thermofused laminate panels, finished both sides. Scratch-resistant (45 lb/ft³) tops are 1" (25 mm) or 1 1/2" (38 mm) thick and are also offered in high-pressure laminate, adding a thickness of 1/16" (1,5 mm). All surface edges are finished with thick thermoplastic polymer edgebanding.

Work surfaces are pre-drilled and the position of the bases is assured with wood screws for height adjustable tables and with metal-on-metal hardware assembly and metal screws for fixed height tables. Easy to assemble, all tables meet BIFMA standards.

SURFACES with hand crank and electrical mechanism

- Depth: 23" and 29" (575 and 725 mm)
- Widths (depending on shapes): 28" to 70" (700 to 1750 mm)

SURFACES with fixed height base and incremental mechanism

- Depths: 24" and 30" (600 and 750 mm)
- Widths (depending on shapes): 30" to 72" (750 to 1800 mm)


LEVELERS

All bases are equipped with levelers that offer 1" (25 mm) of adjustment.

MODESTY PANELS

It is possible to order a half-height modesty panel for all shapes of surface. Modesty panels are made of 5/8" (16 mm) thick thermofused laminate panels finished both sides.

ACCENT COLORS



S – Silver



A – Anthracite Grey

The accent color applies to non-laminate components such as bases and modesty supports.


Exceptions: components such as top supports and crank remain black.

EDGE-BANDING

Furniture with 1" and 1 1/2" (25 and 38 mm) thick tops.

Furniture with 1 1/2" (38 mm) thick tops.


N Edge



Smooth, 1/8" (3 mm) thick edge.


The N edge is matched with the finish specified for the surface.

S Edge




Silver edge.

Textured 1 Edge



Textured, 5/32" (4 mm) thick edge.

Textured 2 Edge



The textured 1 and 2 edges are available (and in matching color) ONLY when a wood grain finish is specified for the surface.

EDGE-BANDING POSITION

Textured 1 & 2 edgebanding



CODIFICATION

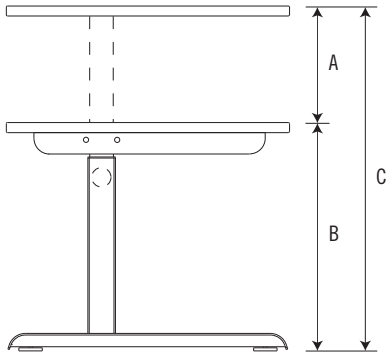
Series	Options			
	Finish / Thickness	Edgebanding	Accent color	Mechanism
T	1 Thermofused laminate 1"	N Smooth edge	A Anthracite Grey	G Electrical
	2 High-pressure laminate 1"	S Silver edge	S Silver	H Crank
	5 Thermofused laminate 1 1/2"	1 Textured 1 edge		I Incremental
	6 High-pressure laminate 1 1/2"	2 Textured 2 edge		J Fixed

CHARACTERISTICS

MECHANISM	CODE	HEIGHT RANGE	MINIMUM HEIGHT	MAXIMUM HEIGHT
		A	B	C
Fixed	J	–	–	–
Incremental Pin mechanism.	I	11¾" (298 mm) 1" (25 mm) increments	With 1" (25 mm) top; 23" (584 mm) With 1½" (38 mm) top; 23½" (597 mm)	34¾" (883 mm) 35¾" (896 mm)
Crank Precise and easy to operate crank mechanism. The handle is installed to the left or right under rectangular work surfaces and under the smaller side under asymmetrical work surfaces. The handle is installed on the work surface for corner tables and is removable.	H	16" (406 mm) 6 turns per 1" (25 mm)	With 1" (25 mm) top; 25" (635 mm) With 1½" (38 mm) top; 25½" (648 mm)	41" (1041 mm) 41½" (1054 mm)
Electrical The electrical command button is installed under the surface.	G	18" (457 mm) 1.6" (40 mm) per second	With 1" (25 mm) top; 26½" (673 mm) With 1½" (38 mm) top; 27" (686 mm)	45½" (1156 mm) 46" (1168 mm)

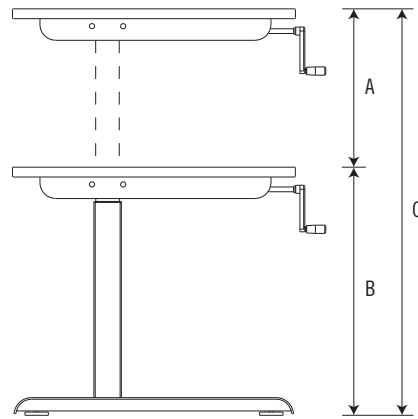
SIT APPLICATION

Incremental

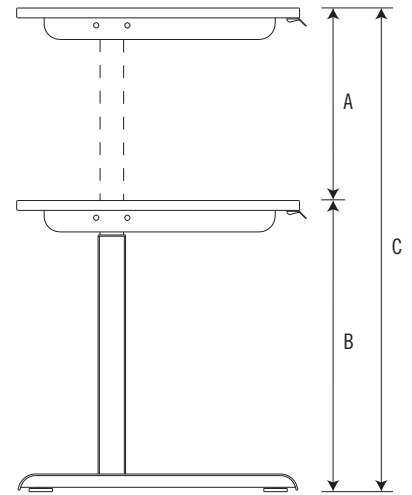



SIT & STAND APPLICATIONS

Crank



Electrical





ELECTRICAL ADJUSTABLE TABLE

Height range of 18" (457 mm). With 1" (25 mm) thick top; lowest position is 26½" (673 mm). Highest position is 45½" (1156 mm). With 1½" (38 mm) thick top; lowest position is 27" (686 mm). Highest position is 46" (1168 mm). The switch can be mounted left or right, under the top. 1.6" (40 mm) per second height adjustment.

	W x D x H (in)	W x D x H (mm)	Code	All Laminate Surfaces (\$)	HPL Laminate Surfaces (\$)
 Rectangular tables – electric height adjustment	28 x 23 x 28-46	700 x 585 x 711-1168	T__-RC2328G	2,181	2,251
	34 x 23 x 28-46	850 x 585 x 711-1168	T__-RC2334G	2,186	2,272
	40 x 23 x 28-46	1000 x 585 x 711-1168	T__-RC2340G	2,207	2,305
	46 x 23 x 28-46	1150 x 585 x 711-1168	T__-RC2346G	2,229	2,355
	52 x 23 x 28-46	1300 x 585 x 711-1168	T__-RC2352G	2,245	2,376
	58 x 23 x 28-46	1450 x 585 x 711-1168	T__-RC2358G	2,257	2,399
	64 x 23 x 28-46	1600 x 585 x 711-1168	T__-RC2364G	2,272	2,431
	70 x 23 x 28-46	1750 x 585 x 711-1168	T__-RC2370G	2,360	2,540

Laminate modesty panel option, add M after RC in the code and add \$164. Example: RCMxxxxG

Packed in 2 boxes.

Specify the finish (1, 2). Specify the edge (N, S). Specify the accent color (A, S).

28 x 23 x 28½-46½	700 x 585 x 724-1181	T__-RC2328G	2,202	2,262
34 x 23 x 28½-46½	850 x 585 x 724-1181	T__-RC2334G	2,212	2,284
40 x 23 x 28½-46½	1000 x 585 x 724-1181	T__-RC2340G	2,240	2,316
46 x 23 x 28½-46½	1150 x 585 x 724-1181	T__-RC2346G	2,267	2,371
52 x 23 x 28½-46½	1300 x 585 x 724-1181	T__-RC2352G	2,284	2,394
58 x 23 x 28½-46½	1450 x 585 x 724-1181	T__-RC2358G	2,300	2,421
64 x 23 x 28½-46½	1600 x 585 x 724-1181	T__-RC2364G	2,322	2,459
70 x 23 x 28½-46½	1750 x 585 x 724-1181	T__-RC2370G	2,414	2,563

Specify the finish (5, 6). Specify the edge (N, S, 1, 2). Specify the accent color (A, S).

28 x 29 x 28-46	700 x 725 x 711-1168	T__-RC2928G	2,223	2,311
34 x 29 x 28-46	850 x 725 x 711-1168	T__-RC2934G	2,240	2,349
40 x 29 x 28-46	1000 x 725 x 711-1168	T__-RC2940G	2,262	2,387
46 x 29 x 28-46	1150 x 725 x 711-1168	T__-RC2946G	2,284	2,431
52 x 29 x 28-46	1300 x 725 x 711-1168	T__-RC2952G	2,300	2,464
58 x 29 x 28-46	1450 x 725 x 711-1168	T__-RC2958G	2,311	2,491
64 x 29 x 28-46	1600 x 725 x 711-1168	T__-RC2964G	2,327	2,540
70 x 29 x 28-46	1750 x 725 x 711-1168	T__-RC2970G	2,421	2,644

Specify the finish (1, 2). Specify the edge (N, S). Specify the accent color (A, S).

28 x 29 x 28½-46½	700 x 725 x 724-1181	T__-RC2928G	2,257	2,327
34 x 29 x 28½-46½	850 x 725 x 724-1181	T__-RC2934G	2,272	2,366
40 x 29 x 28½-46½	1000 x 725 x 724-1181	T__-RC2940G	2,300	2,404
46 x 29 x 28½-46½	1150 x 725 x 724-1181	T__-RC2946G	2,327	2,459
52 x 29 x 28½-46½	1300 x 725 x 724-1181	T__-RC2952G	2,360	2,491
58 x 29 x 28½-46½	1450 x 725 x 724-1181	T__-RC2958G	2,376	2,518
64 x 29 x 28½-46½	1600 x 725 x 724-1181	T__-RC2964G	2,399	2,568
70 x 29 x 28½-46½	1750 x 725 x 724-1181	T__-RC2970G	2,491	2,677

Specify the finish (5, 6). Specify the edge (N, S, 1, 2). Specify the accent color (A, S).

Left asymmetrical tables – electric height adjustment	W x D x H (in)	W x D x H (mm)	Code	All Laminate Surfaces (\$)	HPL Laminate Surfaces (\$)
 Left asymmetrical tables – electric height adjustment	28 x 29 x 28-46	700 x 725 x 711-1168	T__-A232829G	2,257	2,349
	34 x 29 x 28-46	850 x 725 x 711-1168	T__-A233429G	2,267	2,376
	40 x 29 x 28-46	1000 x 725 x 711-1168	T__-A234029G	2,290	2,414
	46 x 29 x 28-46	1150 x 725 x 711-1168	T__-A234629G	2,311	2,464
	52 x 29 x 28-46	1300 x 725 x 711-1168	T__-A235229G	2,327	2,491

Specify the finish (1, 2). Specify the edge (N, S). Specify the accent color (A, S).

28 x 29 x 28½-46½	700 x 725 x 724-1181	T__-A232829G	2,284	2,366
34 x 29 x 28½-46½	850 x 725 x 724-1181	T__-A233429G	2,300	2,394
40 x 29 x 28½-46½	1000 x 725 x 724-1181	T__-A234029G	2,327	2,431
46 x 29 x 28½-46½	1150 x 725 x 724-1181	T__-A234629G	2,366	2,485
52 x 29 x 28½-46½	1300 x 725 x 724-1181	T__-A235229G	2,387	2,518

Packed in 2 boxes.

Right asymmetrical tables – electric height adjustment	W x D x H (in)	W x D x H (mm)	Code	All Laminate Surfaces (\$)	HPL Laminate Surfaces (\$)
 Right asymmetrical tables – electric height adjustment	28 x 29 x 28-46	700 x 725 x 711-1168	T__-A292823G	2,257	2,349
	34 x 29 x 28-46	850 x 725 x 711-1168	T__-A293423G	2,267	2,376
	40 x 29 x 28-46	1000 x 725 x 711-1168	T__-A294023G	2,290	2,414
	46 x 29 x 28-46	1150 x 725 x 711-1168	T__-A294623G	2,311	2,464
	52 x 29 x 28-46	1300 x 725 x 711-1168	T__-A295223G	2,327	2,491

Specify the finish (1, 2). Specify the edge (N, S). Specify the accent color (A, S).

28 x 29 x 28½-46½	700 x 725 x 724-1181	T__-A292823G	2,284	2,366
34 x 29 x 28½-46½	850 x 725 x 724-1181	T__-A293423G	2,300	2,394
40 x 29 x 28½-46½	1000 x 725 x 724-1181	T__-A294023G	2,327	2,431
46 x 29 x 28½-46½	1150 x 725 x 724-1181	T__-A294623G	2,366	2,485
52 x 29 x 28½-46½	1300 x 725 x 724-1181	T__-A295223G	2,387	2,518

Packed in 2 boxes.

Corner modules – electric height adjustment	W x D x H (in)	W x D x H (mm)	Code	All Laminate Surfaces (\$)	HPL Laminate Surfaces (\$)
 Corner modules – electric height adjustment	40 x 23 x 28-46	1010 x 585 x 711-1168	T__-CMS4023G	3,513	3,710
	46 x 29 x 28-46	1160 x 725 x 711-1168	T__-CMS4629G	3,562	3,752

Specify the finish (1, 2). Specify the edge (N, S). Specify the accent color (A, S).

40 x 23 x 28½-46½	1010 x 585 x 724-1181	T__-CMS4023G	3,578	3,742
46 x 29 x 28½-46½	1160 x 725 x 724-1181	T__-CMS4629G	3,616	3,780

Specify the finish (5, 6). Specify the edge (N, S, 1, 2). Specify the accent color (A, S).

Corner modules – electric height adjustment	W x D x H (in)	W x D x H (mm)	Code	All Laminate Surfaces (\$)	HPL Laminate Surfaces (\$)
 Corner modules – electric height adjustment	34 x 23 x 28-46	860 x 585 x 711-1168	T__-CM3423G	2,311	2,491
	40 x 23 x 28-46	1010 x 585 x 711-1168	T__-CM4023G	2,316	2,513
	46 x 29 x 28-46	1160 x 725 x 711-1168	T__-CM4629G	2,371	2,563

Specify the finish (1, 2). Specify the edge (N, S). Specify the accent color (A, S).

34 x 23 x 28½-46½	860 x 585 x 724-1181	T__-CM3423G	2,376	2,518
40 x 23 x 28½-46½	1010 x 585 x 724-1181	T__-CM4023G	2,387	2,551
46 x 29 x 28½-46½	1160 x 725 x 724-1181	T__-CM4629G	2,426	2,589

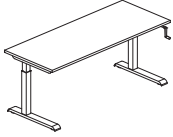
Specify the finish (5, 6). Specify the edge (N, S, 1, 2). Specify the accent color (A, S).

Corner modules – electric height adjustment	W x D x H (in)	W x D x H (mm)	Code	All Laminate Surfaces (\$)	HPL Laminate Surfaces (\$)
 Corner modules – electric height adjustment	34 x 23 x 28-46	860 x 585 x 711-1168	T__-CM3423G	2,311	2,491
	40 x 23 x 28-46	1010 x 585 x 711-1168	T__-CM4023G	2,316	2,513
	46 x 29 x 28-46	1160 x 725 x 711-1168	T__-CM4629G	2,371	2,563

Packed in 2 boxes.

CRANK ADJUSTABLE TABLE

Height range of 16" (406 mm). With 1" (25 mm) thick top; lowest position is 25" (635 mm). Highest position is 41" (1041 mm). With 1½" (38 mm) thick top; lowest position is 25½" (648 mm). Highest position is 41½" (1054 mm). 6 turns of crank for 1" (25 mm) height adjustment.

	W x D x H (in)	W x D x H (mm)	Code	All HPL Laminate Surfaces (\$)		
				Laminate (\$)	Surfaces (\$)	
Rectangular tables – crank height adjustment 	28 x 23 x 25-41	700 x 585 x 635-1041	T__-RC2328H	1,584	1,656	
	34 x 23 x 25-41	850 x 585 x 635-1041	T__-RC2334H	1,589	1,677	
	40 x 23 x 25-41	1000 x 585 x 635-1041	T__-RC2340H	1,612	1,711	
	46 x 23 x 25-41	1150 x 585 x 635-1041	T__-RC2346H	1,649	1,765	
	52 x 23 x 25-41	1300 x 585 x 635-1041	T__-RC2352H	1,661	1,792	
	58 x 23 x 25-41	1450 x 585 x 635-1041	T__-RC2358H	1,672	1,820	
	64 x 23 x 25-41	1600 x 585 x 635-1041	T__-RC2364H	1,688	1,852	
	70 x 23 x 25-41	1750 x 585 x 635-1041	T__-RC2370H	1,771	1,950	
	Specify the finish (1, 2). Specify the edge (N, S). Specify the accent color (A, S).					
	28 x 23 x 25½-41½	700 x 585 x 648-1054	T__-RC2328H	1,607	1,667	
	34 x 23 x 25½-41½	850 x 585 x 648-1054	T__-RC2334H	1,622	1,693	
40 x 23 x 25½-41½	1000 x 585 x 648-1054	T__-RC2340H	1,649	1,726		
46 x 23 x 25½-41½	1150 x 585 x 648-1054	T__-RC2346H	1,688	1,786		
52 x 23 x 25½-41½	1300 x 585 x 648-1054	T__-RC2352H	1,698	1,814		
58 x 23 x 25½-41½	1450 x 585 x 648-1054	T__-RC2358H	1,716	1,835		
64 x 23 x 25½-41½	1600 x 585 x 648-1054	T__-RC2364H	1,743	1,875		
70 x 23 x 25½-41½	1750 x 585 x 648-1054	T__-RC2370H	1,830	1,984		
Specify the finish (5, 6). Specify the edge (N, S, 1, 2). Specify the accent color (A, S).						
28 x 29 x 25-41	700 x 725 x 635-1041	T__-RC2928H	1,644	1,726		
34 x 29 x 25-41	850 x 725 x 635-1041	T__-RC2934H	1,656	1,758		
40 x 29 x 25-41	1000 x 725 x 635-1041	T__-RC2940H	1,672	1,803		
46 x 29 x 25-41	1150 x 725 x 635-1041	T__-RC2946H	1,711	1,857		
52 x 29 x 25-41	1300 x 725 x 635-1041	T__-RC2952H	1,721	1,890		
58 x 29 x 25-41	1450 x 725 x 635-1041	T__-RC2958H	1,731	1,918		
64 x 29 x 25-41	1600 x 725 x 635-1041	T__-RC2964H	1,753	1,956		
70 x 29 x 25-41	1750 x 725 x 635-1041	T__-RC2970H	1,847	2,065		
Specify the finish (1, 2). Specify the edge (N, S). Specify the accent color (A, S).						
28 x 29 x 25½-41½	700 x 725 x 648-1054	T__-RC2928H	1,672	1,743		
34 x 29 x 25½-41½	850 x 725 x 648-1054	T__-RC2934H	1,688	1,776		
40 x 29 x 25½-41½	1000 x 725 x 648-1054	T__-RC2940H	1,711	1,820		
46 x 29 x 25½-41½	1150 x 725 x 648-1054	T__-RC2946H	1,758	1,880		
52 x 29 x 25½-41½	1300 x 725 x 648-1054	T__-RC2952H	1,776	1,912		
58 x 29 x 25½-41½	1450 x 725 x 648-1054	T__-RC2958H	1,797	1,950		
64 x 29 x 25½-41½	1600 x 725 x 648-1054	T__-RC2964H	1,820	1,989		
70 x 29 x 25½-41½	1750 x 725 x 648-1054	T__-RC2970H	1,912	2,098		
Specify the finish (5, 6). Specify the edge (N, S, 1, 2). Specify the accent color (A, S).						

Laminate modesty panel option, add M after RC in the code and add \$164. Example: RCMxxxxH.

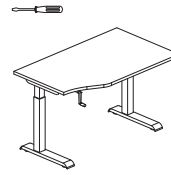
Packed in 2 boxes.

 = ASSEMBLY REQUIRED



All HPL Laminate Surfaces (\$)

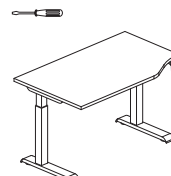
Left asymmetrical tables – crank height adjustment



Laminate modesty panel option, add M after A in the code and add \$164. Example: AMxxxxxH.

Packed in 2 boxes.

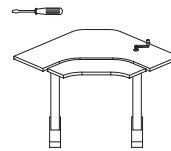
Right asymmetrical tables – crank height adjustment



Laminate modesty panel option, add M after A in the code and add \$164. Example: AMxxxxxH.

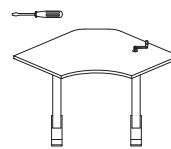
Packed in 2 boxes.

Corner modules – crank height adjustment



Laminate modesty panel option, add M after CM in the code, and add \$164. Example: CMMSxxxH. Diagonal wood grain.

Packed in 3 boxes.



Laminate modesty panel option, add M after CM in the code, and add \$164. Example: CMMxxxxH. Diagonal wood grain.

Packed in 2 boxes.

28 x 29 x 25-41	700 x 725 x 635-1041	T__-A232829H	1,672	1,758
34 x 29 x 25-41	850 x 725 x 635-1041	T__-A233429H	1,683	1,792
40 x 29 x 25-41	1000 x 725 x 635-1041	T__-A234029H	1,698	1,830
46 x 29 x 25-41	1150 x 725 x 635-1041	T__-A234629H	1,743	1,885
52 x 29 x 25-41	1300 x 725 x 635-1041	T__-A235229H	1,753	1,918
Specify the finish (1, 2). Specify the edge (N, S). Specify the accent color (A, S).				
28 x 29 x 25½-41½	700 x 725 x 648-1054	T__-A232829H	1,698	1,771
34 x 29 x 25½-41½	850 x 725 x 648-1054	T__-A233429H	1,716	1,808
40 x 29 x 25½-41½	1000 x 725 x 648-1054	T__-A234029H	1,743	1,852
46 x 29 x 25½-41½	1150 x 725 x 648-1054	T__-A234629H	1,792	1,907
52 x 29 x 25½-41½	1300 x 725 x 648-1054	T__-A235229H	1,808	1,945
Specify the finish (5, 6). Specify the edge (N, S, 1, 2). Specify the accent color (A, S).				
28 x 29 x 25-41	700 x 725 x 635-1041	T__-A292823H	1,672	1,758
34 x 29 x 25-41	850 x 725 x 635-1041	T__-A293423H	1,683	1,792
40 x 29 x 25-41	1000 x 725 x 635-1041	T__-A294023H	1,698	1,830
46 x 29 x 25-41	1150 x 725 x 635-1041	T__-A294623H	1,743	1,885
52 x 29 x 25-41	1300 x 725 x 635-1041	T__-A295223H	1,753	1,918
Specify the finish (1, 2). Specify the edge (N, S). Specify the accent color (A, S).				
28 x 29 x 25½-41½	700 x 725 x 648-1054	T__-A292823H	1,698	1,771
34 x 29 x 25½-41½	850 x 725 x 648-1054	T__-A293423H	1,716	1,808
40 x 29 x 25½-41½	1000 x 725 x 648-1054	T__-A294023H	1,743	1,852
46 x 29 x 25½-41½	1150 x 725 x 648-1054	T__-A294623H	1,792	1,907
52 x 29 x 25½-41½	1300 x 725 x 648-1054	T__-A295223H	1,808	1,945
Specify the finish (5, 6). Specify the edge (N, S, 1, 2). Specify the accent color (A, S).				
For 40" (1000 mm) corner modules, the keyboard surface adjusts from 8¾" below surface to 6½" above surface. For 46" (1150 mm) corner modules, the keyboard surface adjusts from 6½" below surface to 7" above surface. Adjustable keyboard adjusts with a tilt angle of +/- 15 degrees and is 1" thick.				
40 x 23 x 25-41	1010 x 585 x 635-1041	T__-CMS4023H	2,923	3,239
46 x 29 x 25-41	1160 x 725 x 635-1041	T__-CMS4629H	2,973	3,296
Specify the finish (1, 2). Specify the edge (N, S). Specify the accent color (A, S).				
40 x 23 x 25½-41½	1010 x 585 x 648-1054	T__-CMS4023H	2,988	3,272
46 x 29 x 25½-41½	1160 x 725 x 648-1054	T__-CMS4629H	3,037	3,324
Specify the finish (5, 6). Specify the edge (N, S, 1, 2). Specify the accent color (A, S).				
34 x 23 x 25-41	860 x 585 x 635-1041	T__-CM3423H	1,716	1,901
40 x 23 x 25-41	1010 x 585 x 635-1041	T__-CM4023H	1,726	1,918
46 x 29 x 25-41	1160 x 725 x 635-1041	T__-CM4629H	1,776	1,978
Specify the finish (1, 2). Specify the edge (N, S). Specify the accent color (A, S).				
34 x 23 x 25½-41½	860 x 585 x 648-1054	T__-CM3423H	1,776	1,929
40 x 23 x 25½-41½	1010 x 585 x 648-1054	T__-CM4023H	1,797	1,950
46 x 29 x 25½-41½	1160 x 725 x 648-1054	T__-CM4629H	1,847	2,004
Specify the finish (5, 6). Specify the edge (N, S, 1, 2). Specify the accent color (A, S).				

INCREMENTAL ADJUSTABLE TABLE

Height range of 11¾" (299 mm). With 1" (25 mm) thick top: lowest position is 23" (584 mm). Highest position is 34¾" (883 mm). With 1½" (38 mm) thick top: lowest position is 23½" (597 mm). Highest position is 35¾" (896 mm). 1" (25 mm) increment height adjustment.

	W x D x H (in)	W x D x H (mm)	Code	All Laminate Surfaces (\$) X	HPL Surfaces (\$) X
Rectangular tables – incremental height adjustment					
	30 x 24 x 23-34¾"	750 x 600 x 604-883	T__-RC2430I	1,192	1,262
	36 x 24 x 23-34¾"	900 x 600 x 604-883	T__-RC2436I	1,197	1,283
	42 x 24 x 23-34¾"	1050 x 600 x 604-883	T__-RC2442I	1,267	1,415
	48 x 24 x 23-34¾"	1200 x 600 x 604-883	T__-RC2448I	1,283	1,448
	54 x 24 x 23-34¾"	1350 x 600 x 604-883	T__-RC2454I	1,262	1,387
	60 x 24 x 23-34¾"	1500 x 600 x 604-883	T__-RC2460I	1,267	1,415
	66 x 24 x 23-34¾"	1650 x 600 x 604-883	T__-RC2466I	1,283	1,448
	72 x 24 x 23-34¾"	1800 x 600 x 604-883	T__-RC2472I	1,371	1,546

Laminate modesty panel option, add M after RC in the code and add \$164. Example: RCMxxxxl.

Packed in 2 boxes.

Specify the finish (1, 2). Specify the edge (N, S). Specify the accent color (A, S).

30 x 24 x 23½-35¾"	750 x 600 x 597-896	T__-RC2430I	1,207	1,273
36 x 24 x 23½-35¾"	900 x 600 x 597-896	T__-RC2436I	1,229	1,295
42 x 24 x 23½-35¾"	1050 x 600 x 597-896	T__-RC2442I	1,311	1,437
48 x 24 x 23½-35¾"	1200 x 600 x 597-896	T__-RC2448I	1,333	1,475
54 x 24 x 23½-35¾"	1350 x 600 x 597-896	T__-RC2454I	1,301	1,410
60 x 24 x 23½-35¾"	1500 x 600 x 597-896	T__-RC2460I	1,311	1,437
66 x 24 x 23½-35¾"	1650 x 600 x 597-896	T__-RC2466I	1,333	1,475
72 x 24 x 23½-35¾"	1800 x 600 x 597-896	T__-RC2472I	1,426	1,574

Specify the finish (5, 6). Specify the edge (N, S, 1, 2). Specify the accent color (A, S).

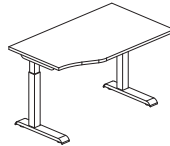
30 x 30 x 23-34¾"	750 x 750 x 604-883	T__-RC3030I	1,240	1,328
36 x 30 x 23-34¾"	900 x 750 x 604-883	T__-RC3036I	1,257	1,361
42 x 30 x 23-34¾"	1050 x 750 x 604-883	T__-RC3042I	1,273	1,399
48 x 30 x 23-34¾"	1200 x 750 x 604-883	T__-RC3048I	1,301	1,448
54 x 30 x 23-34¾"	1350 x 750 x 604-883	T__-RC3054I	1,311	1,480
60 x 30 x 23-34¾"	1500 x 750 x 604-883	T__-RC3060I	1,321	1,508
66 x 30 x 23-34¾"	1650 x 750 x 604-883	T__-RC3066I	1,349	1,552
72 x 30 x 23-34¾"	1800 x 750 x 604-883	T__-RC3072I	1,431	1,661

Specify the finish (1, 2). Specify the edge (N, S). Specify the accent color (A, S).

30 x 30 x 23½-35¾"	750 x 750 x 597-896	T__-RC3030I	1,273	1,344
36 x 30 x 23½-35¾"	900 x 750 x 597-896	T__-RC3036I	1,290	1,371
42 x 30 x 23½-35¾"	1050 x 750 x 597-896	T__-RC3042I	1,311	1,420
48 x 30 x 23½-35¾"	1200 x 750 x 597-896	T__-RC3048I	1,349	1,470
54 x 30 x 23½-35¾"	1350 x 750 x 597-896	T__-RC3054I	1,366	1,503
60 x 30 x 23½-35¾"	1500 x 750 x 597-896	T__-RC3060I	1,382	1,535
66 x 30 x 23½-35¾"	1650 x 750 x 597-896	T__-RC3066I	1,415	1,579
72 x 30 x 23½-35¾"	1800 x 750 x 597-896	T__-RC3072I	1,503	1,688

Specify the finish (5, 6). Specify the edge (N, S, 1, 2). Specify the accent color (A, S).

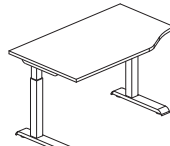
Left asymmetrical tables – incremental height adjustment



Laminate modesty panel option, add M after A in the code and add \$164. Example: AMxxxxxl.

Packed in 2 boxes.

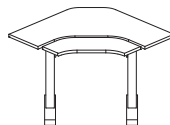
Right asymmetrical tables – incremental height adjustment



Laminate modesty panel option, add M after A in the code and add \$164. Example: AMxxxxxl.

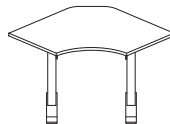
Packed in 2 boxes.

Corner modules – incremental height adjustment



Laminate modesty panel option, add M after CM in the code, and add \$164. Example: CMMSxxxxl. Diagonal wood grain.

Packed in 3 boxes.



Laminate modesty panel option, add M after CM in the code, and add \$164. Example: CMMxxxxl. Diagonal wood grain.

Packed in 2 boxes.

W x D x H (in)	W x D x H (mm)	Code	All Laminate Surfaces (\$) X	HPL Surfaces (\$) X
30 x 30 x 23-34¾"	750 x 750 x 604-883	T__-A243030I	1,273	1,361
36 x 30 x 23-34¾"	900 x 750 x 604-883	T__-A243630I	1,283	1,387
42 x 30 x 23-34¾"	1050 x 750 x 604-883	T__-A244230I	1,301	1,431
48 x 30 x 23-34¾"	1200 x 750 x 604-883	T__-A244830I	1,328	1,475
54 x 30 x 23-34¾"	1350 x 750 x 604-883	T__-A245430I	1,344	1,508

Specify the finish (1, 2). Specify the edge (N, S). Specify the accent color (A, S).

30 x 30 x 23½-35¾"	750 x 750 x 597-896	T__-A243030I	1,301	1,371
36 x 30 x 23½-35¾"	900 x 750 x 597-896	T__-A243630I	1,316	1,399
42 x 30 x 23½-35¾"	1050 x 750 x 597-896	T__-A244230I	1,344	1,453
48 x 30 x 23½-35¾"	1200 x 750 x 597-896	T__-A244830I	1,376	1,498
54 x 30 x 23½-35¾"	1350 x 750 x 597-896	T__-A245430I	1,394	1,530

Specify the finish (5, 6). Specify the edge (N, S, 1, 2). Specify the accent color (A, S).

30 x 30 x 23-34¾"	750 x 750 x 604-883	T__-A303024I	1,273	1,361
36 x 30 x 23-34¾"	900 x 750 x 604-883	T__-A303624I	1,283	1,387
42 x 30 x 23-34¾"	1050 x 750 x 604-883	T__-A304224I	1,301	1,431
48 x 30 x 23-34¾"	1200 x 750 x 604-883	T__-A304824I	1,328	1,475
54 x 30 x 23-34¾"	1350 x 750 x 604-883	T__-A305424I	1,344	1,508

Specify the finish (1, 2). Specify the edge (N, S). Specify the accent color (A, S).

30 x 30 x 23½-35¾"	750 x 750 x 597-896	T__-A303024I	1,301	1,371
36 x 30 x 23½-35¾"	900 x 750 x 597-896	T__-A303624I	1,316	1,399
42 x 30 x 23½-35¾"	1050 x 750 x 597-896	T__-A304224I	1,344	1,453
48 x 30 x 23½-35¾"	1200 x 750 x 597-896	T__-A304824I	1,376	1,498
54 x 30 x 23½-35¾"	1350 x 750 x 597-896	T__-A305424I	1,394	1,530

Specify the finish (5, 6). Specify the edge (N, S, 1, 2). Specify the accent color (A, S).

For 42" (1050 mm) corner modules, the keyboard surface adjusts from 8¾" below surface to 6⅞" above surface. For 48" (1200 mm) corner modules, the keyboard surface adjusts from 6½" below surface to 7" above surface. Adjustable keyboard adjusts with a tilt angle of +/- 15 degrees and is 1" thick.

42 x 24 x 23-34¾"	1050 x 600 x 604-883	T__-CMS4224I	2,649	2,841
48 x 30 x 23-34¾"	1200 x 750 x 604-883	T__-CMS4830I	2,687	2,885

Specify the finish (1, 2). Specify the edge (N, S). Specify the accent color (A, S).

42 x 24 x 23½-35¾"	1050 x 600 x 597-896	T__-CMS4224I	2,704	2,869
48 x 30 x 23½-35¾"	1200 x 750 x 597-896	T__-CMS4830I	2,759	2,918

Specify the finish (5, 6). Specify the edge (N, S, 1, 2). Specify the accent color (A, S).

36 x 24 x 23-34¾"	900 x 600 x 604-883	T__-CM3624I	1,202	1,387
42 x 24 x 23-34¾"	1050 x 600 x 604-883	T__-CM4224I	1,458	1,649
48 x 30 x 23-34¾"	1200 x 750 x 604-883	T__-CM4830I	1,498	1,693

Specify the finish (1, 2). Specify the edge (N, S). Specify the accent color (A, S).

36 x 24 x 23½-35¾"	900 x 600 x 597-896	T__-CM3624I	1,267	1,420
42 x 24 x 23½-35¾"	1050 x 600 x 597-896	T__-CM4224I	1,513	1,677
48 x 30 x 23½-35¾"	1200 x 750 x 597-896	T__-CM4830I	1,563	1,721

Specify the finish (5, 6). Specify the edge (N, S, 1, 2). Specify the accent color (A, S).



FIXED HEIGHT TABLES

Rectangular tables

W x D x H (in)	W x D x H (mm)	Code	All Laminate Surfaces (\$) [X]	HPL Surfaces (\$) [X]
30 x 24 x 29	750 x 600 x 738	T___-RC2430J	989	1,075
36 x 24 x 29	900 x 600 x 738	T___-RC2436J	1,000	1,098
42 x 24 x 29	1050 x 600 x 738	T___-RC2442J	1,005	1,120
48 x 24 x 29	1200 x 600 x 738	T___-RC2448J	1,016	1,147
54 x 24 x 29	1350 x 600 x 738	T___-RC2454J	1,021	1,169
60 x 24 x 29	1500 x 600 x 738	T___-RC2460J	1,038	1,192
66 x 24 x 29	1650 x 600 x 738	T___-RC2466J	1,049	1,212
72 x 24 x 29	1800 x 600 x 738	T___-RC2472J	1,055	1,240

Laminate modesty panel option, add M after RC in the code and add \$164.
Example: RCMxxxxJ.

Packed in 2 boxes.

Specify the finish (1, 2). Specify the edge (N, S). Specify the accent color (A, S).

30 x 24 x 29½	750 x 600 x 751	T___-RC2430J	1,016	1,088
36 x 24 x 29½	900 x 600 x 751	T___-RC2436J	1,028	1,109
42 x 24 x 29½	1050 x 600 x 751	T___-RC2442J	1,049	1,137
48 x 24 x 29½	1200 x 600 x 751	T___-RC2448J	1,065	1,164
54 x 24 x 29½	1350 x 600 x 751	T___-RC2454J	1,075	1,192
60 x 24 x 29½	1500 x 600 x 751	T___-RC2460J	1,088	1,212
66 x 24 x 29½	1650 x 600 x 751	T___-RC2466J	1,098	1,251
72 x 24 x 29½	1800 x 600 x 751	T___-RC2472J	1,114	1,273

Specify the finish (5, 6). Specify the edge (N, S, 1, 2). Specify the accent color (A, S).

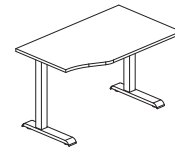
30 x 30 x 29	750 x 750 x 738	T___-RC3030J	1,000	1,103
36 x 30 x 29	900 x 750 x 738	T___-RC3036J	1,010	1,131
42 x 30 x 29	1050 x 750 x 738	T___-RC3042J	1,021	1,164
48 x 30 x 29	1200 x 750 x 738	T___-RC3048J	1,028	1,192
54 x 30 x 29	1350 x 750 x 738	T___-RC3054J	1,049	1,224
60 x 30 x 29	1500 x 750 x 738	T___-RC3060J	1,060	1,257
66 x 30 x 29	1650 x 750 x 738	T___-RC3066J	1,065	1,283
72 x 30 x 29	1800 x 750 x 738	T___-RC3072J	1,075	1,311

Specify the finish (1, 2). Specify the edge (N, S). Specify the accent color (A, S).

30 x 30 x 29½	750 x 750 x 751	T___-RC3030J	1,038	1,114
36 x 30 x 29½	900 x 750 x 751	T___-RC3036J	1,055	1,153
42 x 30 x 29½	1050 x 750 x 751	T___-RC3042J	1,070	1,179
48 x 30 x 29½	1200 x 750 x 751	T___-RC3048J	1,088	1,212
54 x 30 x 29½	1350 x 750 x 751	T___-RC3054J	1,103	1,251
60 x 30 x 29½	1500 x 750 x 751	T___-RC3060J	1,120	1,283
66 x 30 x 29½	1650 x 750 x 751	T___-RC3066J	1,131	1,311
72 x 30 x 29½	1800 x 750 x 751	T___-RC3072J	1,153	1,349

Specify the finish (5, 6). Specify the edge (N, S, 1, 2). Specify the accent color (A, S).

Left asymmetrical tables



Laminate modesty panel option, add M after A in the code and add \$164.
Example: AMxxxxxxJ.

Packed in 2 boxes.

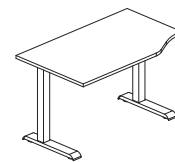
W x D x H (in)	W x D x H (mm)	Code	All Laminate Surfaces (\$) [X]	HPL Surfaces (\$) [X]
30 x 30 x 29	750 x 750 x 738	T___-A243030J	1,028	1,131
36 x 30 x 29	900 x 750 x 738	T___-A243630J	1,049	1,164
42 x 30 x 29	1050 x 750 x 738	T___-A244230J	1,060	1,192
48 x 30 x 29	1200 x 750 x 738	T___-A244830J	1,065	1,224
54 x 30 x 29	1350 x 750 x 738	T___-A245430J	1,075	1,257

Specify the finish (1, 2). Specify the edge (N, S). Specify the accent color (A, S).

30 x 30 x 29½	750 x 750 x 751	T___-A243030J	1,070	1,147
36 x 30 x 29½	900 x 750 x 751	T___-A243630J	1,083	1,179
42 x 30 x 29½	1050 x 750 x 751	T___-A244230J	1,098	1,207
48 x 30 x 29½	1200 x 750 x 751	T___-A244830J	1,114	1,251
54 x 30 x 29½	1350 x 750 x 751	T___-A245430J	1,131	1,278

Specify the finish (5, 6). Specify the edge (N, S, 1, 2). Specify the accent color (A, S).

Right asymmetrical tables



Laminate modesty panel option, add M after A in the code and add \$164.
Example: AMxxxxxxJ.

Packed in 2 boxes.

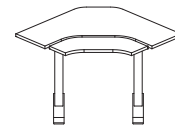
30 x 30 x 29	750 x 750 x 738	T___-A303024J	1,028	1,131
36 x 30 x 29	900 x 750 x 738	T___-A303624J	1,049	1,164
42 x 30 x 29	1050 x 750 x 738	T___-A304224J	1,060	1,192
48 x 30 x 29	1200 x 750 x 738	T___-A304824J	1,065	1,224
54 x 30 x 29	1350 x 750 x 738	T___-A305424J	1,075	1,257

Specify the finish (1, 2). Specify the edge (N, S). Specify the accent color (A, S).

30 x 30 x 29½	750 x 750 x 751	T___-A303024J	1,070	1,147
36 x 30 x 29½	900 x 750 x 751	T___-A303624J	1,083	1,179
42 x 30 x 29½	1050 x 750 x 751	T___-A304224J	1,098	1,207
48 x 30 x 29½	1200 x 750 x 751	T___-A304824J	1,114	1,251
54 x 30 x 29½	1350 x 750 x 751	T___-A305424J	1,131	1,278

Specify the finish (5, 6). Specify the edge (N, S, 1, 2). Specify the accent color (A, S).

Corner modules



Laminate modesty panel option, add M after CM in the code, and add \$164.
Example: CMMSxxxxJ.
Diagonal wood grain.

Packed in 3 boxes.

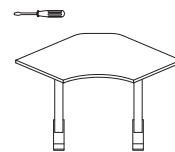
For corner modules, the keyboard surface adjusts from 8½" below surface to 5" above surface with a tilt angle of +/- 15 degrees. Adjustable keyboard surface is 1" thick.

42 x 24 x 29	1050 x 600 x 738	T___-CMS4224J	2,322	2,518
48 x 30 x 29	1200 x 750 x 738	T___-CMS4830J	2,327	2,540

Specify the finish (1, 2). Specify the edge (N, S). Specify the accent color (A, S).

42 x 24 x 29½	1050 x 600 x 751	T___-CMS4224J	2,394	2,563
48 x 30 x 29½	1200 x 750 x 751	T___-CMS4830J	2,409	2,573

Specify the finish (5, 6). Specify the edge (N, S, 1, 2). Specify the accent color (A, S).



Laminate modesty panel option, add M after CM in the code, and add \$164.
Example: CMMxxxxJ.
Diagonal wood grain.

Packed in 2 boxes.

36 x 18 x 29	900 x 450 x 738	T___-CM3624J	1,125	1,306
42 x 24 x 29	1050 x 600 x 738	T___-CM4224J	1,131	1,328
48 x 30 x 29	1200 x 750 x 738	T___-CM4830J	1,137	1,344

Specify the finish (1, 2). Specify the edge (N, S). Specify the accent color (A, S).

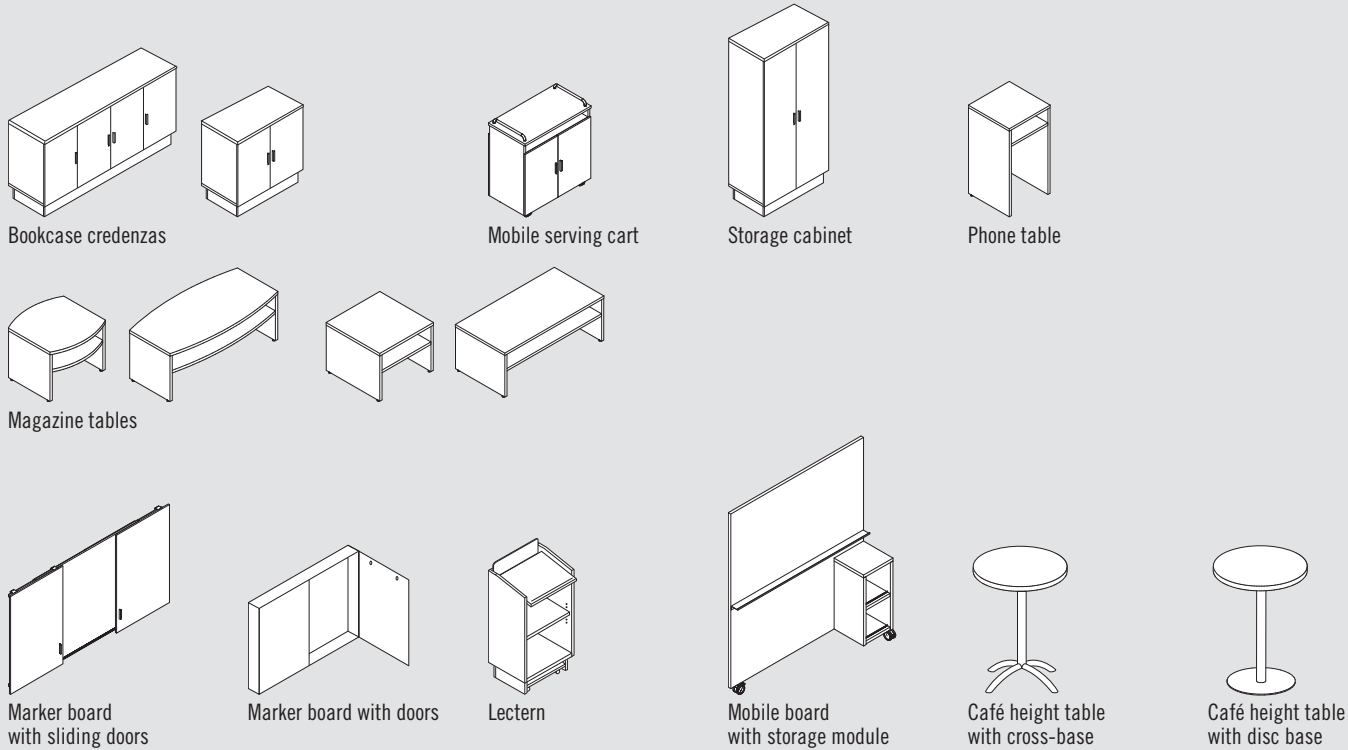
36 x 18 x 29½	900 x 450 x 751	T___-CM3624J	1,186	1,355
42 x 24 x 29½	1050 x 600 x 751	T___-CM4224J	1,197	1,366
48 x 30 x 29½	1200 x 750 x 751	T___-CM4830J	1,212	1,376

Specify the finish (5, 6). Specify the edge (N, S, 1, 2). Specify the accent color (A, S).

COMPLEMENTARY FURNITURE

Lectern, marker boards with sliding or hinged doors, mobile board with integrated storage modules, magazine tables and more, our selection of occasional furniture will seduce you. We also offer you a selection of sophisticated bookcase credenzas with rear-mounted grommets or translucent doors, perfect for use with remote controls.

Say "Goodbye" to storage problems!



Bookcase credenzas

Mobile serving cart

Storage cabinet

Phone table

Magazine tables

Marker board with sliding doors

Marker board with doors

Lectern

Mobile board with storage module

Café height table with cross-base

Café height table with disc base

CONSTRUCTION

Complementary furniture is made of thermofused laminate panels finished on both sides. Tops are available in thicknesses of 1" or 1½" (25 or 38 mm) and are scratch-resistant (45 lb/ft³). Sides are made of 1" (25 mm) thick thermofused laminate panels. The bookcase credenzas and mobile serving carts are also offered in high-pressure laminate, adding a thickness of 1/16" (1,5 mm) to the tops.

Furniture is delivered knockdown, includes metal-on-metal hardware assemblies for ease of assembly and to help maintain the integrity of the product. All furniture meets BIFMA Standards.

EDGE BANDING

All components are finished with thick thermoplastic polymer edgebanding.

Furniture with 1" and 1½" (25 and 38 mm) thick tops.

Furniture with 1½" (38 mm) thick tops.


N Edge



Smooth, 1/8" (3 mm).


Thick edge. The N edge is **matched with the finish specified for the surface.**

S Edge



Silver edge.


Textured 1 Edge



Textured, 5/32" (4 mm) thick edge.

The textured 1 and 2 edges are **available (and in matching color) ONLY when a wood grain finish is specified** for the surface.

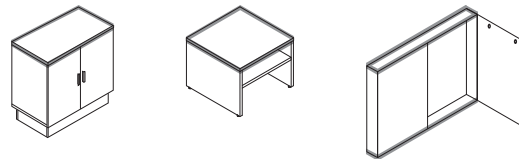
Textured 2 Edge



EDGE BANDING POSITION

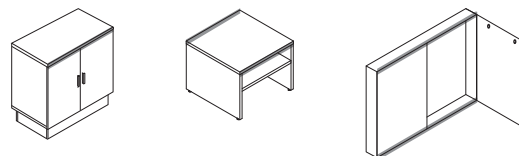
Smooth N & S Edges:

On all four edges of the top for bookcase credenzas, storage cabinets, serving carts and other small occasional tables. On all four edges of the top and bottom for the marker board with doors.




Textured 1 & 2 Edges:

On the front edge of the top for bookcase credenzas and storage cabinets. On the front and back edges of the top for serving carts and other small occasional tables. On the front edge of the top and bottom for marker board with doors.



ACCENT COLORS



S – Silver



A – Anthracite Grey

The accent color applies to non-laminate components such as bases, handles, modesty supports, etc.

Exceptions: Aluminum doors are available in Silver anodized aluminum only.

TWO-TONE APPLICATIONS

Furniture can be ordered in a combination of two finishes, unless otherwise indicated in the price list. In the case of a two-tone application, the first finish specified will be applied to the top and the second finish specified will be applied to the rest of the piece.

TECHNOLOGY INTEGRATION

Bookcase credenzas include a rear-mounted grommet and the shelves have a clearance at the back to allow wires to pass through. The lectern is designed to allow cables for computers or other multimedia devices to pass through.

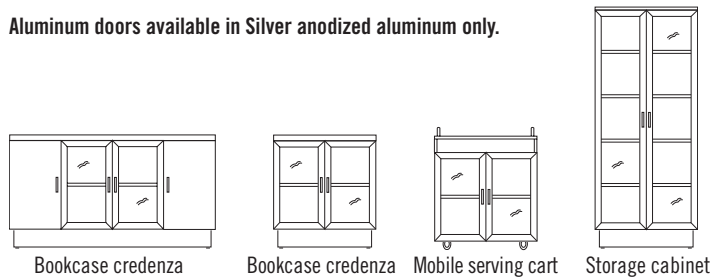
CASTERS

Serving carts and mobile marker boards are equipped with 3" (75 mm) diameter casters which some have brakes. Capacity of 100 lb (45 kg) per caster. The lectern is equipped with four, 2" (50 mm) black, hidden casters, including two with brakes. Capacity of 88 lb (40 kg) per caster.

DOORS

Hinged doors allow for a 135° opening and include a lock and bumpers. Doors with anodized aluminum frame and translucent insert (optional) allow the use of infrared remote controls to activate electronic devices stored inside, with the doors closed.

Aluminum doors available in Silver anodized aluminum only.




LEVELERS

Levelers can be adjusted to a height of 1¼" (31 mm).

HANDLES



C – Cubic,
Anodized Aluminum



C – Cubic,
Anthracite Grey

CODIFICATION

Series	Finish / Thickness	Options	
		Edgebanding	Accent color
T	1 Thermofused laminate 1"	N Smooth edge	A Anthracite Grey
	2 High-pressure laminate top 1"	S Silver edge	S Silver
	5 Thermofused laminate 1½"	1 Textured 1 edge	
	6 High-pressure laminate top 1½"	2 Textured 2 edge	

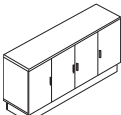
EXAMPLES OF ORDERS


Bookcase credenza, 1½" thick laminate top, #2 textured edgebanding, Silver handle, doors with aluminum frame and translucent insert. Finish: One-tone in Natural Cherry.
T52N-B207236BT NTL


Bookcase credenzas, 1" thick high-pressure laminate top, Silver edgebanding, Silver handle, laminate doors. Finish: One-tone in Tuscany Walnut.
T2SS-203636B TWT

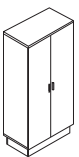
Marker board with sliding doors, Anthracite Grey handle. Finish: One-tone in Dark Chocolate.
TNNA-VBX4860C DCH

Magazine table, 1" thick laminate top, smooth edgebanding. Finish: Two-tone in Tuscany Walnut and Willow Grey.
T1NN-ST244818 TWT/WGR

	W x D x H (in)	W x D x H (mm)	Code	All Laminate (\$)	HPL Surfaces (\$)
	<i>Bookcase credenzas with doors. Adjustable shelves. Locks. 1 36" bookcase with doors in the center. Grommet on the back. Specify T at the end of the code for center doors with anodized aluminum frame and translucent insert.</i>				
	72 x 20 x 36	1800 x 500 x 914	T___B207236B	2,120	2,644
	72 x 20 x 36	1800 x 500 x 914	T__S-B207236BT	2,584	3,037
	Specify the finish (1, 2). Specify the edge (N, S). Specify the accent color (A, S).				
	72 x 20 x 36½	1800 x 500 x 927	T___B207236B	2,245	2,770
	72 x 20 x 36½	1800 x 500 x 927	T__S-B207236BT	2,693	3,173
Specify the finish (5, 6). Specify the edge (N, S, 1, 2). Specify the accent color (A, S).					

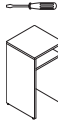
	W x D x H (in)	W x D x H (mm)	Code	All Laminate (\$)	HPL Surfaces (\$)
	<i>1 adjustable shelf. Lock. Grommet on the back. Specify T at the end of the code for doors with anodized aluminum frame and translucent insert.</i>				
	36 x 20 x 36	900 x 500 x 914	T___-203636B	1,376	1,683
	36 x 20 x 36	900 x 500 x 914	T__S-203636BT	1,847	2,120
	Specify the finish (1, 2). Specify the edge (N, S). Specify the accent color (A, S).				
	36 x 20 x 36½	900 x 500 x 927	T___-203636B	1,437	1,748
	36 x 20 x 36½	900 x 500 x 927	T__S-203636BT	1,907	2,186
Specify the finish (5, 6). Specify the edge (N, S, 1, 2). Specify the accent color (A, S).					


	W x D x H (in)	W x D x H (mm)	Code	All Laminate (\$)	HPL Surfaces (\$)
	<i>Open storage space. Bookcase with doors. 1 adjustable shelf. Lock. 4 casters, 2 with brakes. Specify T at the end of the code for doors with anodized aluminum frame and translucent insert. Handles on top for ease of moving.</i>				
	36 x 20 x 36	900 x 500 x 914	T___-MS203636	1,530	1,862
	36 x 20 x 36	900 x 500 x 914	T__S-MS203636T	2,049	2,453
	Specify the finish (1, 2). Specify the edge (N, S). Specify the accent color (A, S).				
	36 x 20 x 36½	900 x 500 x 927	T___-MS203636	1,601	1,923
	36 x 20 x 36½	900 x 500 x 927	T__S-MS203636T	2,098	2,508
Specify the finish (5, 6). Specify the edge (N, S, 1, 2). Specify the accent color (A, S).					


	W x D x H (in)	W x D x H (mm)	Code	All Laminate (\$)	HPL Surfaces (\$)
	<i>3 adjustable shelves. 1 fixed shelf. Lock. Specify T at the end of the code for doors with anodized aluminum frame and translucent insert.</i>				
	36 x 20 x 77	900 x 500 x 1930	T1___-203677B	2,027	–
	36 x 20 x 77	900 x 500 x 1930	T1__S-203677BT	2,781	–
	Specify the edge (N, S). Specify the accent color (A, S).				
	36 x 20 x 77½	900 x 500 x 1943	T5___-203677B	2,174	–
	36 x 20 x 77½	900 x 500 x 1943	T5__S-203677BT	3,114	–
Specify the edge (N, S, 1, 2). Specify the accent color (A, S).					


 = ASSEMBLY REQUIRED


QUORUM MULTICONFERENCE – COMPLEMENTARY FURNITURE


	W x D x H (in)	W x D x H (mm)	Code	Price (\$)
Phone tables	<i>Open storage space.</i>			
	20 x 20 x 36	500 x 500 x 914	T1_N-PH202036	590
	1" thick top. Specify the edge (N, S).			
	20 x 20 x 36½	500 x 500 x 927	T5_N-PH202036	612
	1½" thick top. Specify the edge (N, S, 1, 2).			

Magazine tables	<i>Open storage space.</i>			
	24 x 24 x 18	600 x 600 x 450	T1_N-ST242418	579
	1" thick top. Specify the edge (N, S).			
	24 x 24 x 18½	600 x 600 x 463	T5_N-ST242418	623
	1½" thick top. Specify the edge (N, S, 1, 2).			


Magazine tables	<i>Open storage space.</i>			
	48 x 24 x 18	1200 x 600 x 450	T1_N-ST244818	688
	1" thick top. Specify the edge (N, S).			
	48 x 24 x 18½	1200 x 600 x 463	T5_N-ST244818	765
	1½" thick top. Specify the edge (N, S, 1, 2).			

Magazine tables	<i>Open storage space.</i>			
	24 x 24 x 18	600 x 600 x 450	T1_N-STB242418	618
	1" thick top. Specify the edge (N, S).			
	24 x 24 x 18½	600 x 600 x 463	T5_N-STB242418	683
	1½" thick top. Specify the edge (N, S, 1, 2).			

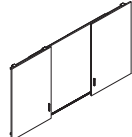
Magazine tables	<i>Open storage space.</i>			
	48 x 24 x 18	1200 x 600 x 450	T1_N-STB244818	727
	1" thick top. Specify the edge (N, S).			
	48 x 24 x 18½	1200 x 600 x 463	T5_N-STB244818	809
	1½" thick top. Specify the edge (N, S, 1, 2).			

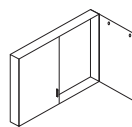
	W x D x H (in)	W x D x H (mm)	Code	All Laminate (\$)	HPL Surfaces (\$)
Café height tables with cross base	<i>Round top, 30" (750 mm) diameter.</i>				
	30 x 30 x 42½	750 x 750 x 1080	T___-R3042XB	874	1,055
	1½" thick top. Specify the finish (5, 6). Specify the edge (N, S, 1, 2). Specify the accent color (A, S).				

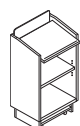
Packed in 2 boxes.

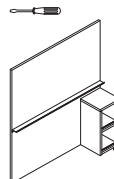
Café height table with disc base	<i>Café height table with a disc base. Round top, 30" (750 mm) diameter.</i>				
	30 x 30 x 42½	750 x 750 x 1080	T___-R3042DC	956	1,060
	36 x 36 x 42½	900 x 900 x 1080	T___-R3642DC	989	1,137
	1½" thick top. Specify the finish (5, 6). Specify the edge (N, S, 1, 2). Specify the accent color (A, S).				

Packed in 3 boxes.

	W x D x H (in)	W x D x H (mm)	Code	Price (\$)
Marker board with sliding doors	<i>High-pressure laminate surface for dry-erase marker. Accessory tray along bottom of board. Non-magnetic surface. 1 tone finish only. Open board overall width: 117½" (2938 mm).</i>			
	60 x 4 x 48	1500 x 105 x 1200	TNN_-VBX4860C	1,628
	Specify the accent color (A, S).			

Marker boards with doors	<i>Laminate surface for dry-erase marker. Accessory tray along bottom of board. Non-magnetic surface. Inside face of doors covered in natural cork. Hooks for paper pad. 180° hinges. Open board overall width: 107¼" (2725 mm).</i>			
	54 x 5 x 41¼	1368 x 130 x 1049	T1_-VBX4054	1,410
	Specify the edge (N, S). Specify the accent color (A, S).			
	54 x 5 x 42½	1368 x 130 x 1081	T5_-VBX4054	1,546
	Specify the edge (N, S, 1, 2). Specify the accent color (A, S).			

Lectern	<i>1 fixed shelf. 1 adjustable shelf. 1 storage space. Wiring access. 4 casters, 2 with brakes. 1 tone finish only.</i>			
	24 x 18 x 47	600 x 448 x 1177	TNNN-LC241846	961

Mobile board with storage module	<i>Double-sided high-pressure laminate surface for dry-erase marker. Non-magnetic surface. 1 accessory tray included. 4 storage spaces. 2 fixed shelves. Casters with brakes. 1 tone finish only.</i>			
	54 x 25 x 65	1350 x 622 x 1629	TNN_-MWB5465	1,458
	Specify the accent color (A, S).			




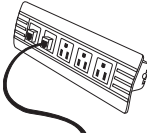

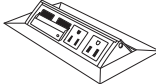

ACCESSORIES



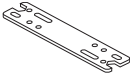


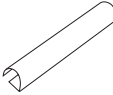

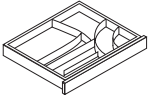

READY TO SHIP IN 5 DAYS!

Several suggested layouts, components and accessories identified by this pictogram are part of the **Lacasse quick delivery program**.

Please refer to page 3 for complete program details.

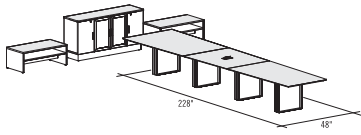


	W x D x H (in)	W x D x H (mm)	Code	Price (\$)
Electrical / communication module  <p>2 electric outlets. Can accommodate 2 jack models for AMP or Panduit fax, telephone or computer. 72" cord included. Silver anodized aluminum.</p>	8¼ x 4¾ x 3	212 x 110 x 75	LGC-PC 	382
Double Electrical / communication module  <p>Double-sided electrical module including 2 electrical outlets on each side. Can accommodate 2 jack models for AMP or Panduit fax, telephone or computer. 72" cord included. Silver anodized aluminum.</p>	8¼ x 8½ ¹ / ₁₆ x 3	206 x 200 x 75	LGC-DPC	678
Removable electrical / communication module  <p>3 electric outlets. Can accommodate 2 jack models for AMP or Panduit fax, telephone or computer. 72" cord included. Silver anodized aluminum. Installs on a 1" thick surface only.</p>	10 x 5½ x 3	255 x 140 x 75	LGC-PCS	338
Half electrical module  <p>2 electrical outlets. 72" cord included. Silver anodized aluminum.</p>	4 ⁷ / ₈ x 4¼ x 3	120 x 106 x 75	LGC-HPC	224
Electrical / Ipod module  <p>2 electrical outlets and 1 Ipod or Iphone dock. 72" cord included. Silver anodized aluminum.</p>	8¼ x 4¾ x 3	212 x 110 x 75	LGC-IPC	563
Rectangular grommets  <p>Silver or Anthracite Grey plastic.</p>	3½ x 2 ³ / ₁₆ x 1	90 x 55 x 25	LGC-GRQ25 _	28
	3½ x 2 ³ / ₁₆ x 1	90 x 55 x 25	LGC-GRQ38 _	28
	Specify the accent color (A, S).			

	W x D x H (in)	W x D x H (mm)	Code	Price (\$)
Table connector  <p>To link two modular or training tables. 2 per package. Zinc-finish metal.</p>	6 x 2¼ x ¼	150 x 60 x 6	LGC-UP 	119
Flush plate  <p>To link and level two surfaces. 10 per package. Black metal.</p>	7 x 1½ x ¼	175 x 38 x 3	LGC-FLP	60
Horizontal wire channels  <p>Self-adhesive. Installs under the surface. Supports most power bars. Silver or Anthracite Grey plastic.</p>	20 x 2¼ x 3¼	500 x 60 x 80	LGC-HWMC24 _	76
	44 x 2¼ x 3¼	1100 x 60 x 80	LGC-HWMC48 _	88
	68 x 2¼ x 3¼	1700 x 60 x 80	LGC-HWMC72 	109
	Specify the accent color (A, S).			
Vertical wire channel  <p>Self-adhesive. Installs to base or leg. 2 lengths of 20" each. Silver or Anthracite Grey plastic.</p>	20 x 5/8 x 1	500 x 6 x 27	LGC-VWMC20 	76
	Specify the accent color (A, S).			
Plastic drawer  <p>Black.</p>	20 x 16½ x 2½	500 x 419 x 64	LGC-DR20P 	153

SUGGESTIONS

T___-PLAN01



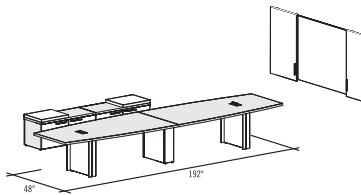
Plan shown in QUORUM MULTICONFERENCE Brochure:

T5KS-PLAN01 **\$9,688**

- 1 T5KN-A48228
- 1 LGC-DPC
- 4 TNNS-UCB20
- 2 T1NN-ST244818
- 1 T1NS-B207236BT

1½" thick laminate (5), edge (K), Silver accent (S),
1 double electrical / communication module.

T___-PLAN02



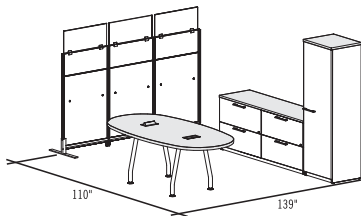
Plan shown in QUORUM MULTICONFERENCE Brochure:

T52S-PLAN02 **\$9,473**

- 1 T52N-B48192P2
- 2 TNNS-CB20
- 1 TNNS-LB20WM
- 2 C5NN-F204820F
- 2 CNNN-CU2024
- 1 TNNS-VBX4860C

1½" thick laminate (5), edge (N), Silver accent (S), 2
electrical / communication modules at the ends (P2).

T___-PLAN03



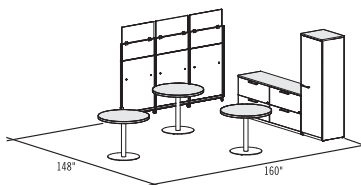
Plan shown in QUORUM MULTICONFERENCE Brochure:

T5NS-PLAN03 **\$8,506**

- 1 T5NN-O4284P2
- 2 TNNS-STL2
- 1 41YN-LF2072LF
- 1 41YN-202473BR
- 3 PNNS-SFLX4130
- 3 PNNS-SOFX1230
- 3 PNNS-SAGX1230
- 1 PNNS-WF65
- 1 PNNS-PS22

1½" thick laminate (5), edge (N), Silver accent (S),
2 electrical / communication modules (P2).

T___-PLAN04



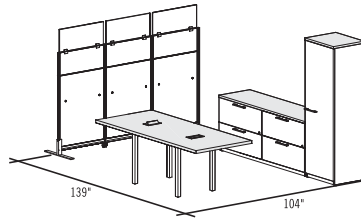
Plan shown in QUORUM MULTICONFERENCE Brochure:

T5NS-PLAN04 **\$9,046**

- 3 T5NN-R36
- 3 TNNS-DC22
- 1 41YN-LF2072LF
- 1 41YN-202473BR
- 3 PNNS-SFLX4130
- 3 PNNS-SOFX1230
- 3 PNNS-SAGX1230
- 1 PNNS-WF65
- 1 PNNS-PS22

1½" thick laminate (5), edge (N), Silver accent (S).

T___-PLAN05



Plan shown in QUORUM MULTICONFERENCE Brochure:

T5NS-PLAN05 **\$7,867**

- 1 T5NN-RC3684P2
- 2 TNNS-QTL2
- 1 41YN-LF2072LF
- 1 41YN-202473BR
- 3 PNNS-SFLX4130
- 3 PNNS-SOFX1230
- 3 PNNS-SAGX1230
- 1 PNNS-WF65
- 1 PNNS-PS22

1½" thick laminate (5), edge (N), Silver accent (S),
2 electrical / communication modules (P2).

T___-PLAN06



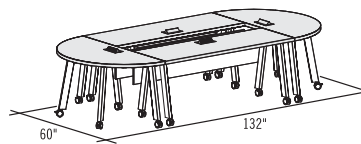
Plan shown in QUORUM MULTICONFERENCE Brochure:

T5NA-PLAN06 **\$8,997**

- 3 T5NA-RCMM2460P
- 2 T5NA-FTMM2460P
- 5 TNNA-MTB24
- 1 TNNN-LC241846
- 5 LGC-HWMC48A
- 5 LGC-PC

1½" thick laminate (5), edge (N), Anthracite Grey
accent (A).

T___-PLAN07



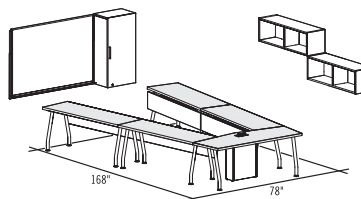
Plan shown in QUORUM MULTICONFERENCE Brochure:

T5NS-PLAN07 **\$7,322**

- 2 T5NS-RCMM2472P
- 2 T5NS-HRM3060P
- 8 TNNS-MATL2
- 4 LGC-PC

1½" thick laminate (5), edge (N), Silver accent (S).

T___-PLAN08



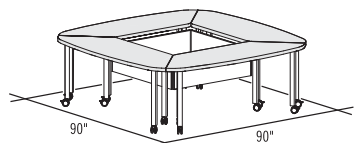
Plan shown in QUORUM MULTICONFERENCE Brochure:

T5NS-PLAN08 **\$11,128**

- 4 T5NS-RCMM2472
- 1 T5NS-PM24725P
- 10 TNNS-STL2
- 1 TNNN-LB20
- 5 LGC-HWMC72S
- 2 QNNN-EM541616
- 1 ENNS-WB7248
- 1 ENNN-WMS78
- 1 LGC-PC

1½" thick laminate (5), edge (N), Silver accent (S),
1 electrical / communication module.

T___-PLAN09



Plan shown in QUORUM MULTICONFERENCE Brochure:

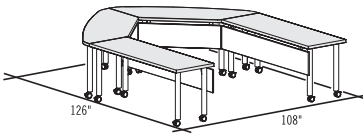
T5NS-PLAN09 **\$4,633**

- 4 T5NS-FTMM2454
- 8 TNNS-MQTL2

1½" thick laminate (5), edge (N), Silver accent (S).

SUGGESTIONS

T ___-PLAN10



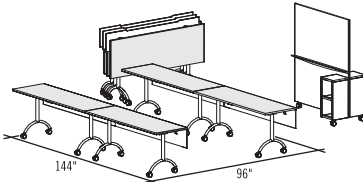
Plan shown in QUORUM MULTICONFERENCE Brochure:

T5NS-PLAN10 \$4,655

- 2 T5NS-RCMM2472
- 2 T5NS-FTMM2454
- 8 T5NS-MVTL2

1½" thick laminate (5), edge (N), Silver accent (S).

T1 ___-PLAN11



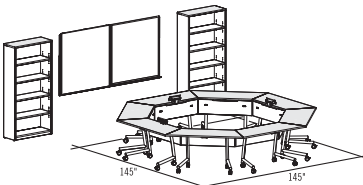
Plan shown in QUORUM MULTICONFERENCE Brochure:

T1NA-PLAN11 \$13,390

- 7 T1NA-RCTT2472
- 7 T1NA-MTBFH24
- 1 T1NA-MWB5465

1" thick laminate (1), edge (N), Anthracite Grey accent (A).

T ___-PLAN12



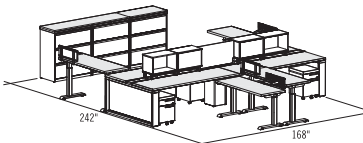
Plan shown in QUORUM MULTICONFERENCE Brochure:

T1NS-PLAN12 \$17,089

- 8 T1NS-TZTT2460
- 8 T1NS-MLB24
- 2 M1NN-B367314
- 1 ENNS-TKC4848
- 1 ENNS-WB4848
- 1 ENNS-WM96
- 3 LGC-PCS

1" thick laminate (1), edge (N), Silver accent (S),
1 double electrical / communication module .

T ___-PLAN13



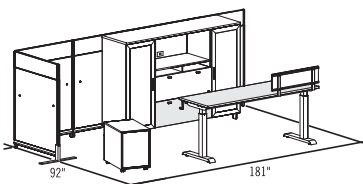
Plan shown in QUORUM MULTICONFERENCE Brochure:

T5NS-PLAN13 \$30,774

- 4 T5NS-RC2358G
- 4 LGC-SUPACS
- 4 LGC-RA24S
- 4 LGC-RPT11
- 4 LGC-RAS12
- 2 C5NN-RCDT6084
- 2 C1NN-CBDT60
- 1 C1NN-LBD1212WM
- 4 C1NN-EBM1824
- 4 C1NN-TK2213
- 1 C1NN-SCT3618
- 4 C1NN-MP1518F
- 4 C1NN-CU1518
- 3 LPS-0336D
- 1 L5NN-T01836
- 1 L5NN-T01872

1½" thick laminate (5), edge (N), Silver accent (S).

T ___-PLAN14



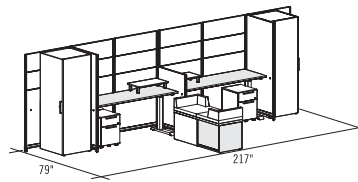
Plan shown in QUORUM MULTICONFERENCE Brochure:

T1NS-PLAN14 \$10,035

- 1 T1NS-RC2370H
- 1 C3-207249LFBT
- 1 C3-MP1518F
- 1 LGC-RA24S
- 1 LGC-SUPACS
- 6 P1NS-SFLX4136
- 6 P1NS-SOFX0836

1" thick laminate (1), edge (N), Silver accent (S).

T ___-PLAN15



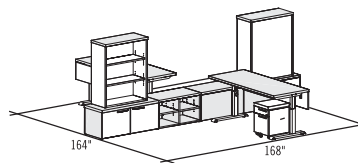
Plan shown in QUORUM MULTICONFERENCE Brochure:

T1NA-PLAN15 \$18,662

- 2 T1NA-RC2370G
- 2 P1QA-MP1518F
- 2 C1NN-SH1813
- 1 C5NN-DC204820M
- 1 C1NN-CUB2024
- 1 C1NN-2024CUB
- 2 P1QA-242465B
- 6 P1NA-SFLX4136
- 6 P1NA-SOFX1236
- 6 P1NA-SOLX1236
- 2 P1NA-SFLX6530

1" thick laminate (1), edge (N), Anthracite Grey accent (A).

T ___-PLAN16



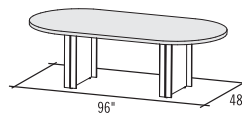
Plan shown in QUORUM MULTICONFERENCE Brochure:

T5NS-PLAN15 \$11,756

- 2 T5NS-RCM3072I
- 2 C5NN-F204820F
- 2 C5NN-S203620S
- 2 M5NN-EB364416
- 2 C1NN-MP1518F
- 2 C1NN-CU1518

1½" thick laminate (5), edge (N), Silver accent (S).

T5 ___S-PLAN17



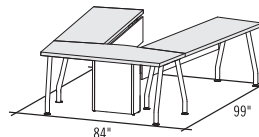
Not shown in QUORUM MULTICONFERENCE Brochure:

QST5_S-PLAN17 \$1,841

- 1 QST5_N-RT4896
- 2 QST1NS-CB20

1½" thick laminate (5).

T5 ___-PLAN18



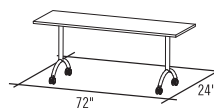
Not shown in QUORUM MULTICONFERENCE Brochure:

QST5 ___-PLAN18 \$4,393

- 1 QST5_N-PM24605
- 2 QST5 ___-RCMM2472
- 1 QST1NN-LB20
- 5 QST1NN-STL2

1½" thick laminate (5).

T1 ___-PLAN19



Not shown in QUORUM MULTICONFERENCE Brochure:

QST1 ___-PLAN19 \$874

- 1 QST1_N-RCT2472
- 1 QST1NN-MTB24

1" thick laminate (1).

READY TO SHIP IN 5 DAYS!

Several suggested layouts, components and accessories identified by this pictogram are part of the **Lacasse quick delivery program**.

Please refer to page 3 for complete program details.



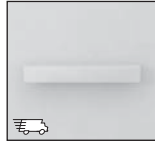
STORAGE Furniture

LAMINATE LATERAL FILES


HANDLES



A – Arcade



C – Cubic




K – Classic



L – Linear



W – Waterfall



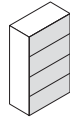
Z – Straight

CODIFICATION

Series	Options	
	Handles	Accent Color
LN	A Arcade	A Anthracite Grey
	C Cubic	S Silver
	K Classic	
	L Linear	
	W Waterfall	
	Z Straight	

TWO-TONE APPLICATION

The first finish specified will be applied to the drawer fronts. The second finish specified will be applied to the rest of the unit.



Wood grain direction is vertical

	W x D x H (in)	W x D x H (mm)	Code	Price (\$)
Laminate lateral files				
<i>Laminate lateral files with metal drawers. Suspension bars. Lock. Label holders for L pull only.</i>				
<i>4-drawer lateral file</i>				
	36 x 20 x 58	900 x 500 x 1459	LN_-203658LF4	2,065
<i>3-drawer lateral file</i>				
	36 x 20 x 43	900 x 500 x 1098	LN_-203643LF3	1,721
<i>2-drawer lateral file</i>				
	36 x 20 x 29	900 x 500 x 735	LN_-203629LF2	1,376
Specify the handle code. Specify the accent color (A, S).				

READY TO SHIP IN 5 DAYS!

Several suggested layouts, components and accessories identified by this pictogram are part of the **Lacasse quick delivery program**.

Please refer to page 3 for complete program details.



STEEL LATERAL FILES

HANDLES



A – Round, Anthracite Grey



F – Full pull



G – Round, Silver



L – Classic



R – Recessed aluminum pull



S – Straight




T – Waterfall

HOW TO ORDER

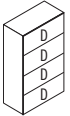
1. Start with basic model number
2. Choose drawer pull desired
3. Choose paint finish desired

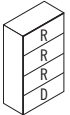
Example: **L P F - 05 30 D P01**




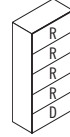
Dimensions shown are in actual imperial measure and may vary from Lacasse laminate products. Steel lateral files are 18" (457 mm) deep and include side-to-side hanging bars. Lacasse steel lateral files meet or exceed ANSI/BIFMA Standards. Lock plugs and keys are shipped with random numbering and are factory installed.

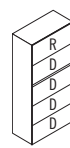
	W x D x H (in)	W x D x H (mm)	Code	Price (\$)
2-drawer lateral files	29½ x 18 x 27½	759 x 457 x 699	LP_-0230D	
<i>R pull</i>				738
<i>F pull</i>				783
<i>G, A, L, T and S pulls</i>				783
	35½ x 18 x 27½	911 x 457 x 699	LP_-0236D	
<i>R pull</i>				834
<i>F pull</i>				885
<i>G, A, L, T and S pulls</i>				885
	41½ x 18 x 27½	1064 x 457 x 699	LP_-0242D	
<i>R pull</i>				942
<i>F pull</i>				998
<i>G, A, L, T and S pulls</i>				998
3-drawer lateral files	29½ x 18 x 39½	759 x 457 x 1003	LP_-0330D	
<i>R pull</i>				965
<i>F pull</i>				1,022
<i>G, A, L, T and S pulls</i>				1,022
	35½ x 18 x 39½	911 x 457 x 1003	LP_-0336D	
<i>R pull</i>				1,055
<i>F pull</i>				1,125
<i>G, A, L, T and S pulls</i>				1,125

	W x D x H (in)	W x D x H (mm)	Code	Price (\$)	
3-drawer lateral files (cont'd)	41 7/8 x 18 x 39 1/2	1064 x 457 x 1003	LP_-0342D		
	<i>R pull</i>			1,197	
	<i>F pull</i>			1,266	
			<i>G, A, L, T and S pulls</i>	1,266	
 4-drawer lateral files	29 7/8 x 18 x 51 1/2	759 x 457 x 1308	LP_-0430D		
	<i>R pull</i>			1,220	
	<i>F pull</i>			1,259	
				<i>G, A, L, T and S pulls</i>	1,259
	35 7/8 x 18 x 51 1/2	911 x 457 x 1308	LP_-0436D		
	<i>R pull</i>			1,295	
<i>F pull</i>			1,373		
			<i>G, A, L, T and S pulls</i>	1,373	
	41 7/8 x 18 x 51 1/2	1064 x 457 x 1308	LP_-0442D		
<i>R pull</i>				1,465	
<i>F pull</i>				1,549	
			<i>G, A, L, T and S pulls</i>	1,549	


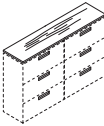
	W x D x H (in)	W x D x H (mm)	Code	Price (\$)
 4-high lateral files	<i>3 roll-out shelves with receding door in top positions, 1 drawer at bottom.</i>			
	29 7/8 x 18 x 51 1/2	759 x 457 x 1308	LP_-0430R	
	<i>R pull</i>			1,498
			<i>F pull</i>	1,561
	35 7/8 x 18 x 51 1/2	911 x 457 x 1308	LP_-0436R	
<i>R pull</i>				1,594
<i>F pull</i>				1,685
	41 7/8 x 18 x 51 1/2	1064 x 457 x 1308	LP_-0442R	
<i>R pull</i>				1,799
<i>F pull</i>				1,907

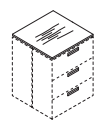
	W x D x H (in)	W x D x H (mm)	Code	Price (\$)
 5-drawer lateral files	<i>Roll-out shelf with receding door, 4 drawers at bottom.</i>			
	29 7/8 x 18 x 63 1/2	759 x 457 x 1613	LP_-0530D	
	<i>R pull</i>			1,385
			<i>F pull</i>	1,504

	W x D x H (in)	W x D x H (mm)	Code	Price (\$)
5-drawer lateral files (cont'd)	35 7/8 x 18 x 63 1/2	911 x 457 x 1613	LP_-0536D	
	<i>R pull</i>			1,543
	<i>F pull</i>			1,623
	41 7/8 x 18 x 63 1/2	1064 x 457 x 1613	LP_-0542D	
<i>R pull</i>				1,702
<i>F pull</i>				1,805
 5-high lateral files	<i>4 roll-out shelves with receding door in top positions, 1 drawer at bottom.</i>			
	29 7/8 x 18 x 63 1/2	759 x 457 x 1613	LP_-0530R	
	<i>R pull</i>			1,793
	<i>F pull</i>			1,901
	35 7/8 x 18 x 63 1/2	911 x 457 x 1613	LP_-0536R	
	<i>R pull</i>			1,919
<i>F pull</i>			2,037	
	41 7/8 x 18 x 63 1/2	1064 x 457 x 1613	LP_-0542R	
<i>R pull</i>				2,168
<i>F pull</i>				2,298

	W x D x H (in)	W x D x H (mm)	Code	Price (\$)
 5-high lateral files	<i>With posting shelf, roll-out shelf with receding door, 4 drawers at bottom.</i>			
	29 7/8 x 18 x 63 1/2	759 x 457 x 1613	LP_-0530DP	
	<i>R pull</i>			1,561
			<i>F pull</i>	1,656
	35 7/8 x 18 x 63 1/2	911 x 457 x 1613	LP_-0536DP	
<i>R pull</i>				1,764
<i>F pull</i>				1,873
	41 7/8 x 18 x 63 1/2	1064 x 457 x 1613	LP_-0542DP	
<i>R pull</i>				1,891
<i>F pull</i>				2,004

LATERAL FILE TOPS

	W x D x H (in)	W x D x H (mm)	Code	All Laminates (\$)	HPL Surfaces (\$)
 Tops for lateral files	29 7/8 x 18 x 1	761 x 459 x 25	L_NN-T01830	197	256
	35 7/8 x 18 x 1	913 x 459 x 25	L_NN-T01836	208	268
	41 7/8 x 18 x 1	1066 x 459 x 25	L_NN-T01842	218	290
	Specify the surface type (1, 2).				
Double face adhesive tape is included.	29 7/8 x 18 x 1 1/2	761 x 459 x 38	L_NN-T01830	273	311
	35 7/8 x 18 x 1 1/2	913 x 459 x 38	L_NN-T01836	268	333
	41 7/8 x 18 x 1 1/2	1066 x 459 x 38	L_NN-T01842	290	372
	Specify the surface type (5, 6). Specify the edge (N, 1, 2).				
 Tops for side-to-side lateral files	59 3/4 x 18 x 1	1523 x 459 x 25	L_NN-T01860	246	345
	71 3/4 x 18 x 1	1827 x 459 x 25	L_NN-T01872	268	372
	83 3/4 x 18 x 1	2132 x 459 x 25	L_NN-T01884	290	405
	Specify the surface type (1, 2).				

	W x D x H (in)	W x D x H (mm)	Code	All Laminates (\$)	HPL Surfaces (\$)
Tops for side-to-side lateral files (cont'd)	59 3/4 x 18 x 1 1/2	1523 x 459 x 38	L_NN-T01860	345	437
	71 3/4 x 18 x 1 1/2	1827 x 459 x 38	L_NN-T01872	372	465
	83 3/4 x 18 x 1 1/2	2132 x 459 x 38	L_NN-T01884	405	519
	Specify the surface type (5, 6). Specify the edge (N, 1, 2).				
 Tops for back-to-back lateral files	29 7/8 x 36 x 1	761 x 918 x 25	L_NN-T03630	235	311
	35 7/8 x 36 x 1	913 x 918 x 25	L_NN-T03636	256	355
	41 7/8 x 36 x 1	1066 x 918 x 25	L_NN-T03642	268	387
	Specify the surface type (1, 2).				
Double face adhesive tape is included.	29 7/8 x 36 x 1 1/2	761 x 918 x 38	L_NN-T03630	322	372
	35 7/8 x 36 x 1 1/2	913 x 918 x 38	L_NN-T03636	345	410
	41 7/8 x 36 x 1 1/2	1066 x 918 x 38	L_NN-T03642	372	454
	Specify the surface type (5, 6). Specify the edge (N, 1, 2).				

STEEL MULTIFUNCTION STORAGE

HANDLES



A – Round, Anthracite Grey



F – Full pull



G – Round, Silver



L – Classic



S – Straight

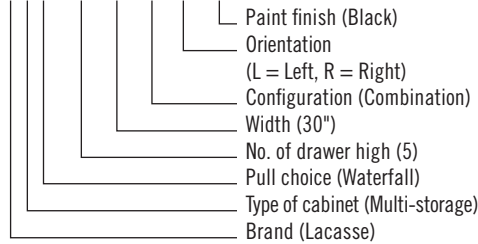


T – Waterfall








HOW TO ORDER




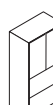




1. Start with basic model number
2. Choose drawer pull desired
3. Choose left- or right-hand orientation for asymmetrical models (PF, DC, UC, PC, PU)
4. Choose paint finish desired

Example: **LM T - 05 30 PU L P01**





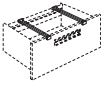

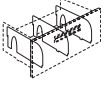



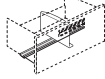

Dimensions shown are in actual imperial measure and may vary from Lacasse laminate products. Steel multifunction storage cabinets are 18¾" (476 mm) deep and includes side-to-side hanging bars (except LM_-0230DC). Lacasse steel multifunction storage cabinets meet or exceed ANSI/BIFMA Standards. Lock plugs and keys are shipped with random numbering and are factory installed.

	W x D x H (in)	W x D x H (mm)	Code	Price (\$)
2-high multi-storage	<i>Front-to-back / Box (2) / Lateral drawer. Select orientation for these models (L = Left-hand and R = Right-hand). Add an A at the end of the code to receive surface support combination to attach to surface. Pencil tray. Counterweight included. (Example: LMF-0230PFLA).</i>			
 Left (L)	29¾ x 18¾ x 27½	759 x 476 x 699	LM_-0230PF_	
 Right (R)				
<i>F pull</i>				1,543
<i>G, A, L, T and S pulls</i>				1,543
2-high multi-storage	<i>Closed adjustable shelf / Front-to-back (2). Select orientation for this model (L = Left-hand R = Right-hand). Add an A at the end of the code to receive surface support combination to attach to surface. Counterweight included. (Example: LMF-0230DCLA).</i>			
 Left (L)	29¾ x 18¾ x 27½	759 x 476 x 699	LM_-0230DC_	
 Right (R)				
<i>F pull</i>				1,441
<i>G, A, L, T and S pulls</i>				1,441
2-high multi-storage	<i>Closed adjustable shelf / Box (2) / Front-to-back. Select orientation for this model (L = Left-hand R = Right-hand). Add an A at the end of the code to receive surface support combination to attach to surface. Pencil tray. Counterweight included. (Example: LMF-0230UCLA).</i>			
 Left (L)	29¾ x 18¾ x 27½	759 x 476 x 699	LM_-0230UC_	
 Right (R)				
<i>F pull</i>				1,623
<i>G, A, L, T and S pulls</i>				1,623
3-high multi-storage	<i>Closed adjustable shelf with 2 doors / Lateral drawer. Counterweight included.</i>			
	29¾ x 18¾ x 39½	759 x 476 x 1003	LM_-0330B	
<i>F pull</i>				1,419
<i>G, A, L, T and S pulls</i>				1,419

	W x D x H (in)	W x D x H (mm)	Code	Price (\$)
3-high multi-storage (cont'd)	35¾ x 18¾ x 39½	911 x 476 x 1003	LM_-0336B	
<i>F pull</i>				1,476
<i>G, A, L, T and S pulls</i>				1,476
4-high multi-storage	<i>Closed adjustable shelves (2) with 2 doors / Lateral drawer. Counterweight included.</i>			
	29¾ x 18¾ x 51½	759 x 476 x 1308	LM_-0430B	
<i>F pull</i>				1,532
<i>G, A, L, T and S pulls</i>				1,532
	35¾ x 18¾ x 51½	911 x 476 x 1308	LM_-0436B	
<i>F pull</i>				1,594
<i>G, A, L, T and S pulls</i>				1,594
4-high multi-storage	<i>Closed adjustable shelf with 2 doors / Lateral (2) drawers. Counterweight included.</i>			
	29¾ x 18¾ x 51½	759 x 476 x 1308	LM_-0430C	
<i>F pull</i>				1,594
<i>G, A, L, T and S pulls</i>				1,594
	35¾ x 18¾ x 51½	911 x 476 x 1308	LM_-0436C	
<i>F pull</i>				1,656
<i>G, A, L, T and S pulls</i>				1,656
5-high multi-storage	<i>Closed adjustable shelves (2) with 2 doors / Lateral (2) drawers.</i>			
	29¾ x 18¾ x 63½	759 x 476 x 1613	LM_-0530C	
<i>F pull</i>				1,692
<i>G, A, L, T and S pulls</i>				1,692
	35¾ x 18¾ x 63½	911 x 476 x 1613	LM_-0536C	
<i>F pull</i>				1,759
<i>G, A, L, T and S pulls</i>				1,759
5-high multi-storage	<i>Closed adjustable shelf with 2 doors / Lateral (3) drawers.</i>			
	29¾ x 18¾ x 63½	759 x 476 x 1613	LM_-0530D	
<i>F pull</i>				1,708
<i>G, A, L, T and S pulls</i>				1,708
	35¾ x 18¾ x 63½	911 x 476 x 1613	LM_-0536D	
<i>F pull</i>				1,834
<i>G, A, L, T and S pulls</i>				1,834
5-high multi-storage	<i>Full height hanging / Closed adjustable shelf / Front-to-back (3) drawers. Select orientation for this model (L = Left-hand R = Right-hand). Shelves available for the wardrobe side. Please contact customer Service for more information.</i>			
 Left (L)	29¾ x 18¾ x 63½	759 x 476 x 1613	LM_-0530PC_	
 Right (R)				
<i>F pull</i>				2,202
<i>G, A, L, T and S pulls</i>				2,202
5-high multi-storage	<i>Full height hanging / Closed adjustable shelf / Box (2) / Front-to-back (2). Select orientation for this model (L = Left-hand R = Right-hand). Pencil tray. Shelves available for the wardrobe side. Please contact customer Service for more information.</i>			
 Left (L)	29¾ x 18¾ x 63½	759 x 476 x 1613	LM_-0530PU_	
 Right (R)				
<i>F pull</i>				2,293
<i>G, A, L, T and S pulls</i>				2,293

ACCESSORIES FOR STEEL LATERAL AND MULTIFUNCTION FILES

	W x D x H (in)	W x D x H (mm)	Code	Price (\$)
Counterweight for 30" file 	26.4 x ¼ x 23.3	673 x 6 x 592	LAB-30	142
Counterweight for 36" file 	32.4 x ¼ x 23.3	823 x 6 x 592	LAB-36	165 
Counterweight for 42" file 	38.4 x ¼ x 23.3	975 x 6 x 592	LAB-42	194
Front-to-back rails 	15½ x 1 x 1	394 x 25 x 25	LAB-FTB	40 (pack of 2) 
Drawer dividers 	15 x 0.1 x 7	381 x 3 x 178	LAB-DIV	40 (pack of 3)
Magnetic label holders	3 x ½ x 1	76 x 12 x 25	LAB-MLH	17 (pack of 5)

	W x D x H (in)	W x D x H (mm)	Code	Price (\$)
Hanging CD holder 	<i>Holds 24 CDs.</i> 6 x 12¾ x 6½	152 x 324 x 165	LAB-HCD	29
Compressors for lateral file drawers 	<i>One compressor and horizontal track are included.</i>			
	30 x 10¼ x 7	762 x 260 x 178	LAB-COM30	51
	36 x 10¼ x 7	914 x 260 x 178	LAB-COM36	57
	42 x 10¼ x 7	1067 x 260 x 178	LAB-COM42	62
Legal filing kit for file drawers 	<i>Includes one black steel drawer extension and one side-to-side file hanging bar. For side-to-side legal filing in 12" (305 mm) pedestal style drawers.</i>			
			LAB-LFK	62

READY TO SHIP IN 5 DAYS!

Several suggested layouts, components and accessories identified by this pictogram are part of the **Lacasse quick delivery program**.

Please refer to page 3 for complete program details.

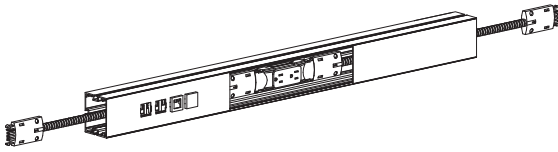


ELECTRICOM II Electrification System



GENERAL

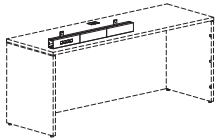
Electrical and communication system fully compatible with Lacasse collections.



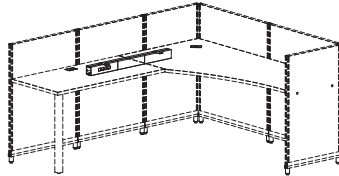
Electricom II is based on the principle that an aluminum raceway can serve to house both electrical and communication components. This versatile raceway may then be positioned at the desired location.

TYPICAL APPLICATIONS

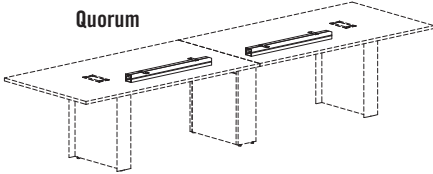
Freestanding furniture
Concept 3, 70, 400E, 300, Morpheo, Quad, Options



PanGram



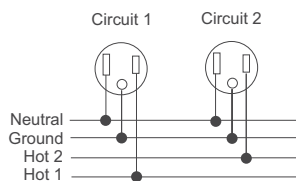
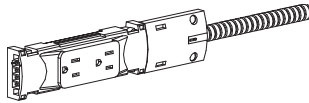
Quorum



TWO LEVELS OF ELECTRIFICATION

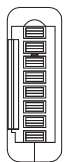
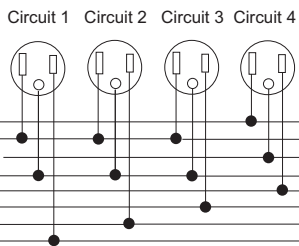
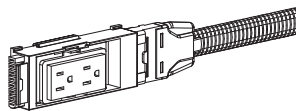
4-Trac

- 4 wires, 2 circuits, 20 AMP
- Common ground
- UL, CSA, ROHS certified
- Perfect for today's office automation needs



8-Trac

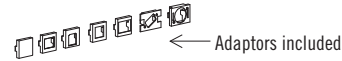
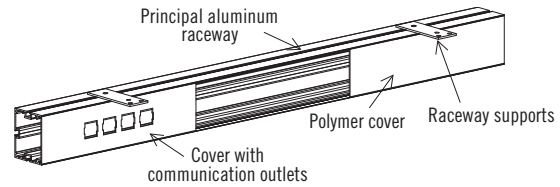
- 8 wires, 4 circuits, 20 AMP
- 1 isolated ground
- UL, CSA, ROHS certified
- Intended for more demanding electrification needs



- Gray — Neutral 2
- White — Neutral 1
- Green/Yellow — Iso Ground
- Green — Ground
- Pink — Hot 4
- Blue — Hot 3
- Red — Hot 2
- Black — Hot 1

COMPONENT SPECIFICATIONS

Raceways

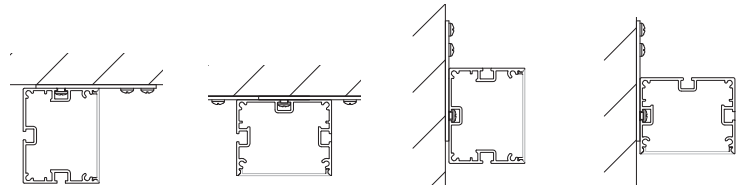


Can accommodate 4 AMP or Panduit brand outlets adapted to fax machines, telephones or computers.

- The raceways support the electrical and communication components.
- 5 lengths are available, in 12" increments.
- 12" covers supplied; may be trimmed on-site as necessary.
- The covers and duplex receptacles have no pre-set location within the raceway; they may be positioned anywhere.



- The supports make possible a range of installation positions:



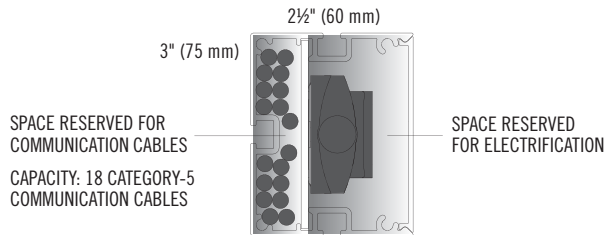
Underneath the surface, sideways

Underneath the surface, facing down

On vertical panel, sideways

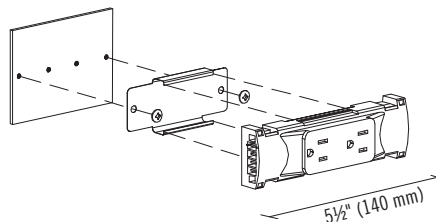
On vertical panel, facing down

Space allocation within raceways:



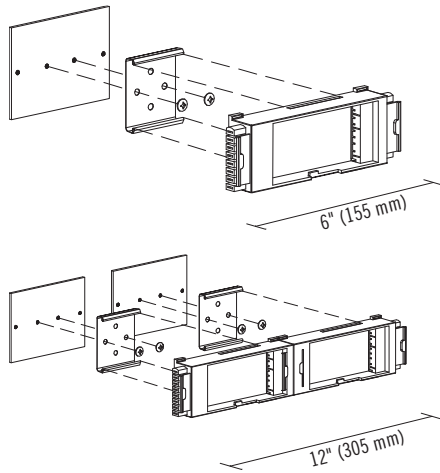
- When specifying, it is recommended to order a raceway in the size immediately smaller than the dimension of the furniture it will be installed on (for example: DT2472 + EC2RACE60) in order to allow space for exteriors, enable cables to round a corner, or any other reason.

4-TRAC DUPLEX



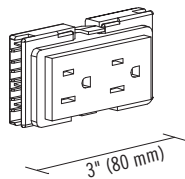
- Connects to a junction cable or an electrical entry.
- Each duplex receptacle comes with required hardware and support to fix on raceway.
- 2 outlets per duplex receptacle.
- Specify circuit 1 or 2.

8-TRAC BLOCK



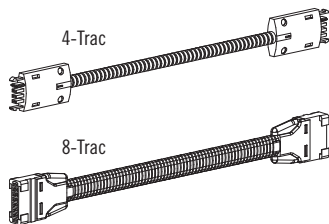
- Connects to a junction cable or an electrical entry.
- Each block comes with required hardware and supports to fix on raceway.
- Available in single and double formats.
- Can receive 1 or 2 duplex receptacles.

8-TRAC DUPLEX




- Connects to an 8-Trac block.
- 2 outlets per duplex receptacle.
- Specify circuit 1, 2, 3 or 4.
- Circuit 4 has an isolated ground.

4-TRAC / 8-TRAC CONNECTOR CABLES



- Connect duplex receptacles to each other.
- If in doubt, it is recommended that the largest size available be specified.
- Metallic sheath.

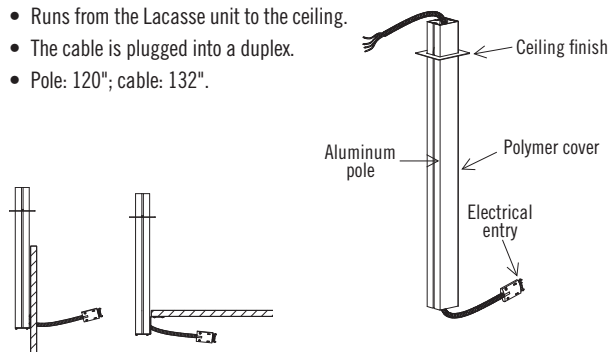
4-TRAC / 8-TRAC FLOOR FEED



- Used to connect a duplex to electrical power source.
- 72" in length. (Longer models available; contact the Customer Service department.)
- Must be installed by an electrician.
- Metallic sheath.

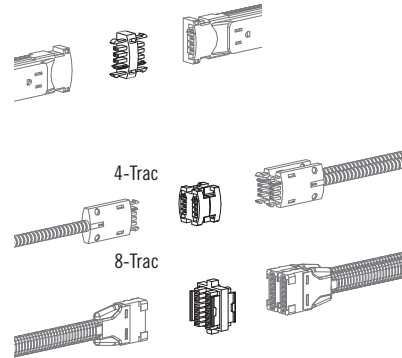
4-TRAC / 8-TRAC CEILING FEED

- Runs from the Lacasse unit to the ceiling.
- The cable is plugged into a duplex.
- Pole: 120"; cable: 132".



- Can be installed on a horizontal or vertical surface.

CONNECTORS



Duplex receptacle connector

- 4-Trac
- Allows the connection of 2 duplex receptacles.

H connector

- 4-Trac / 8-Trac
- Allows up to 4 cables to be connected together.

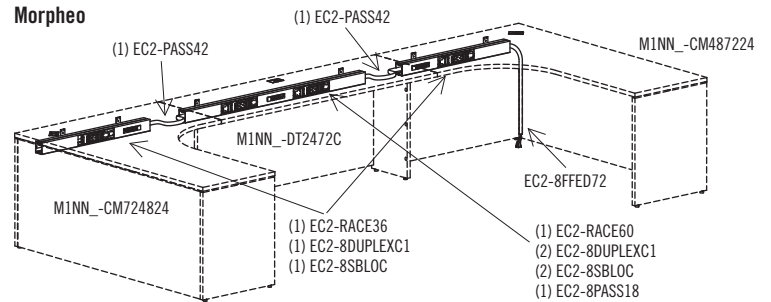
NOTES FOR SPECIFICATION

Given the remarkable versatility of ELECTRICOM II, particular attention should be given to the location of grommets, exterior panels, pedestals and any other items that might interfere with the raceway or the cables.

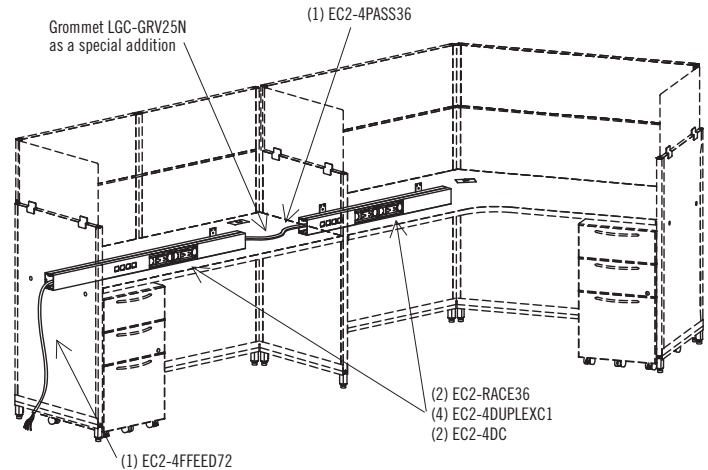
Under certain circumstances, grommets may need to be added to furniture. This can be done on-site by a professional installer or at the manufacturing facility according to your specifications. In the latter case, refer to the "Standard Specials" section on page 4 for the appropriate procedure, or contact Groupe Lacasse's Customer Service department.

SPECIFICATION EXAMPLES:

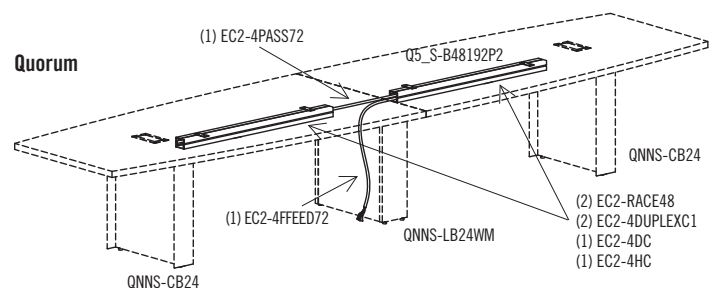
Morpheo



PanGram (Plan03)



Quorum

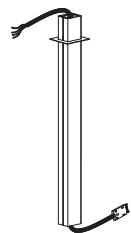




4-TRAC SYSTEM SPECIFICATIONS

4 – wires, 2 circuits, 20 AMP each
13 – duplex receptacles per circuit
26 – duplex 15 AMP per electrical entry


4-Trac ceiling feed



Silver anodized aluminum pole, 120" H (3000 mm) x 3" (75 mm) x 2 1/2" (63 mm). 132" metallic sheathed cable. Cover, surface support and ceiling plate included. Must be installed by an electrician.

Code	Price (\$)
EC2-4CPOLE120	541

4-Trac floor feed



72" long cable. Must be installed by an electrician.

Code	Price (\$)
EC2-4FFFEED72	197

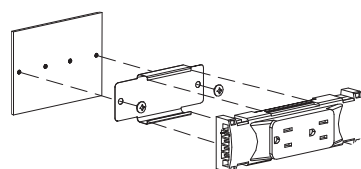
4-Trac connector cables



To connect duplex receptacles to each other.

Code	Price (\$)
EC2-4PASS12	109
EC2-4PASS18	114
EC2-4PASS24	119
EC2-4PASS30	126
EC2-4PASS36	132
EC2-4PASS42	137
EC2-4PASS48	142
EC2-4PASS54	147
EC2-4PASS60	153
EC2-4PASS66	159
EC2-4PASS72	164

4-Trac duplex receptacle




2 outlets per duplex receptacle.

Code	Price (\$)
EC2-4DUPLEX_	114

Specify circuit 1 or 2.

4-Trac connectors



Code	Price (\$)
------	------------

H connector. Allows up to 4 cables to be connected together.

EC2-4HC	71
---------	----

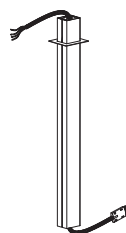
Duplex receptacle connector. Allows the connection of 2 duplex receptacles.

EC2-4DC	65
---------	----

8-TRAC SYSTEM SPECIFICATIONS

8 – wires, 4 circuits including 4 conductor cables, 2 neutral and 2 ground (1 isolated). 20 AMP.
Maximum of 13 duplex receptacles per circuit, with a total of 52 receptacles available.

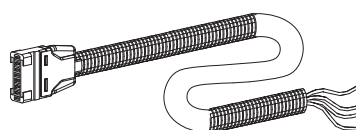
8-Trac ceiling feed



Silver anodized aluminum pole, 120" (3000 mm) high x 3" (75 mm) x 2 1/2" (63 mm). 132" metallic sheathed cable. Cover, surface support and ceiling plate included. Must be installed by an electrician.

Code	Price (\$)
EC2-8CPOLE120	569


8-Trac floor feed



72" long cable. Must be installed by an electrician.

Code	Price (\$)
EC2-8FFFEED72	224

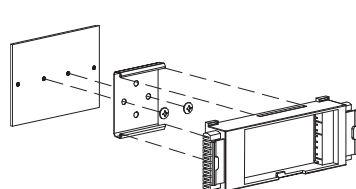
8-Trac connector cables



To connect duplex receptacles to each other.

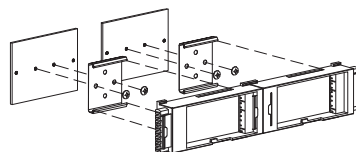
Code	Price (\$)
EC2-8PASS12	132
EC2-8PASS18	137
EC2-8PASS24	142
EC2-8PASS30	147
EC2-8PASS36	153
EC2-8PASS42	159
EC2-8PASS48	164
EC2-8PASS54	169
EC2-8PASS60	174
EC2-8PASS66	180
EC2-8PASS72	186

8-Trac blocks



Single block with required hardware to fix on the raceway. Can receive one duplex receptacle.

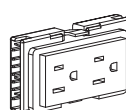
Code	Price (\$)
EC2-8SBLOC	114



Double block with required hardware to fix on the raceway. Can receive two duplex receptacles.

Code	Price (\$)
EC2-8DBLOC	142

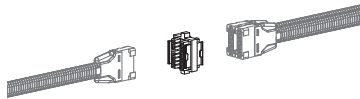
8-Trac duplex



2 outlets per duplex receptacle.

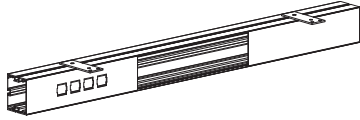
Code	Price (\$)
EC2-8DUPLEX_	88

Specify circuit 1, 2, 3 or 4.

8-Trac connector


H connector. Allows up to 4 cables to be connected together.

Code	Price (\$)
EC2-8HC	88

Electrical / communication raceways for 4-Trac and 8-Trac


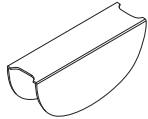
Silver anodized aluminum raceway, covers, communication adaptors and 2 surface supports included.

Code	Length (in)	Length (mm)	Price (\$)
EC2-RACE60	60	1500	283
EC2-RACE48	48	1200	273
EC2-RACE36	36	900	263
EC2-RACE24	24	600	251
EC2-RACE18	18	450	235

Pole


Silver anodized aluminum. 120" H (3000 mm) pole. Cover, surface support and ceiling cap included.

Code	Price (\$)
EC2-POLE120	420

LCO Leg cap


To cover unused wire openings in a thermofused laminate leg panel. Package of 2. Anthracite Grey metal.

Code	Price (\$)
LGC-LCO	65



The Essential ACCESSORIES

A WIDE RANGE OF ACCESSORIES THAT CAN BE USED WITH ALL LACASSE LAMINATE FURNITURE COLLECTIONS.

ACCENT COLORS

2 accent colors available to match with all Lacasse collections.



S – Silver



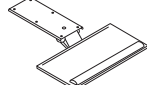


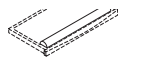
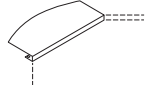
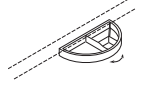
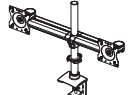
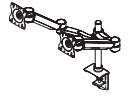
A – Anthracite Grey

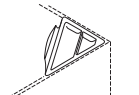
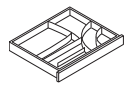
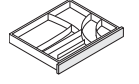
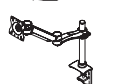
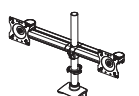
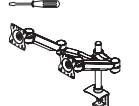
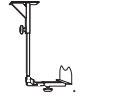

READY TO SHIP IN 5 DAYS!

Several suggested layouts, components and accessories identified by this pictogram are part of the Lacasse quick delivery program.

Please refer to page 3 for complete program details.



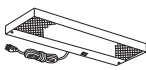


	W x D x H (in)	W x D x H (mm)	Code	Price (\$)
Articulated retractable arms 	Slides along runners. Length of mounting plate: 17". Fits underneath surfaces 20" or greater in depth. 5½" adjustable arm. Tray 100% recycled from post-consumer material. Swivel-tilt. 8½" height adjustment. Black.			
	26 x 10 x ½	650 x 250 x 13	LGC-GBAKD26	392
Sliding keyboard trays 	Fully retractable. Precision ball-bearing slides. 11½" height adjustment. Black. Length of mounting plate: 21¾". Fits underneath surfaces 24" or greater in depth. 7½" adjustable arm. Tray 100% recycled from post-consumer material.			
	26 x 10 x ½	650 x 250 x 13	LGC-BBAKD26	509
Articulated shelf for keyboard and mouse 	2½" to 3½" (62.5 to 87.5 mm) height adjustment. Length of runners: 15". Fits underneath surfaces 20" or greater in depth. Tray 100% recycled from post-consumer material. Blocks in open position. Black.			
	26 x 10 x ½	650 x 250 x 13	LGC-SKD26	192
Self-adhesive wrist rest 	Swivel-tilt. Fully retractable. With palm rest. Mouse tray can be installed on both sides. Black. Length of mounting plate: 17". Fits underneath surfaces 20" or greater in depth.			
	22½ x 12½ x 1½	566 x 313 x 34	LGC-AKDM02	514
Corner keyboard supports 	18½ x 1½ x ¾ 470 x 38 x 19 LGC-WRKD 76			
	Fits in the angle between 2 work surfaces. Anthracite Grey metal. For 1" thick surfaces			
Rotating trays to install under the work surface 	20 x 11½ x 1¼	500 x 282 x 30	LGC-CORSUP1	180
	For 1½" thick surfaces			
Flat screen monitor arm on a post 	20 x 11¼ x 1¾	500 x 282 x 46	LGC-CORSUP1.5	213
	8½ x 7½ x 1	226 x 190 x 26	LGC-R09	44
Flat screen movable monitor arm on a post 	13¾ x 8¼ x 1¾	346 x 208 x 34	LGC-R014	44
	Fits in a corner or on side of desk. Double screen beam-mount. Monitor adjustment left to right and top to bottom. Silver accent.			

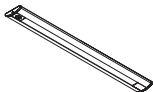
	W x D x H (in)	W x D x H (mm)	Code	Price (\$)
Drawer pencil tray 	Black plastic. Fits inside a box drawer, on left or right side.			
	8½ x 6 x ¾	236 x 152 x 22	LGC-PH	44
Drawers for small objects 	Black plastic drawer front.			
	23½ x 16½ x 2½	597 x 419 x 64	LGC-DR25P	169
Drawers for small objects 	Laminated drawer front. Specify the laminate finish.			
	20 x 16½ x 2½	500 x 419 x 64	LGC-DR20P	153
Flat screen monitor arm on a post 	23½ x 17½ x 2½ 597 x 445 x 64 LGC-DR25M 186			
	20 x 17½ x 2½	500 x 445 x 64	LGC-DR20M	169
Flat screen monitor arm on a post 	Fits in a corner or on side of desk. Single screen support, double extension arm. Sit-to-stand capability. Metal silver accent.			
	20¾ x 6½ x 17¾	527 x 167 x 450	LGC-SUPECPLS	569
Flat screen movable monitor arm on a post 	Fits in a corner or on side of desk. Two double extension arms allowing back and forth movement for each screen as well as sit-to-stand capability. Silver accent.			
	30¾ x 5¼ x 18	754 x 126 x 450	LGC-BEA2ECPLS	623
CPU support 	Fits in a corner or on side of desk. Two double extension arms allowing back and forth movement for each screen as well as sit-to-stand capability. Silver accent.			
	48 x 24 x 6½	1200 x 167 x 450	LGC-SUP2ECPLS	847
CPU support 	Black metal CPU support. Mounts under a surface. Hardware included. Adjusts to CPU.			
	5½- x 10 x 17½- 9%	140- x 250 x 437- 245 550	LGC-CCPU	159

= ASSEMBLY REQUIRED


= QUICKSHIP

USA – JANUARY 2017




	W x D x H (in)	W x D x H (mm)	Code	Price (\$)
Electronic fluorescent task lights 	<i>Electronic tubes are more efficient and do not cause interference. Electronic ballast T5 – 4100K, 19": 10W, 25": 14W, 37": 21W, 49": 28W. 160-degree swivel to orient the light. ETL Certification (UL / CSA equivalent). 9' cord included. Black.</i>			
	18 7/8 x 3 7/8 x 1	480 x 85 x 26	LGC-T5LE19	 192
	24 7/8 x 3 7/8 x 1	626 x 85 x 26	LGC-T5LE25	213
	36 1/2 x 3 7/8 x 1	927 x 85 x 26	LGC-T5LE37	 235
	48 1/4 x 3 7/8 x 1	1226 x 85 x 26	LGC-T5LE49	263

	W x D x H (in)	W x D x H (mm)	Code	Price (\$)
LED task lights 	<i>Clear anodized aluminum housing with white end caps. Touch-and-hold dimmer. Brightness adjustability 100%-15% continuous. 10 hours automatic turn off. 4100K, 84 CRI. 17": 6.6W/24 LED, 31": 14.8W/48 LED, 44": 21.8W/72 LED. ETL Certification (UL / CASA equivalent). 9' (17") or 12 (31"-44") cord included. Fully recyclable aluminum housing.</i>			
	16 1/2 x 2 x 3/5	417 x 50 x 14	LGC-LED17	301
	24 1/8 x 2 x 3/5	765 x 50 x 14	LGC-LED31	377
	36 7/8 x 2 x 3/5	1100 x 50 x 14	LGC-LED44	688



Fabrics for screens and tackboards *These prices are applicable for Grade 1 and 2 fabrics. For other grades add: Grade 3: 15%, Grade 4: 20%, Grade 5: 25%, Grade 6: 30%, Grade 7: 35%.*

Tackboards for hutches 	<i>Tackboards and rails for hutches may be combined to optimize storage space with the accessories.</i>			
	44" H hutches		36" H hutches	
	<i>19" H tackboard</i>	<i>—</i>		
	<i>15" H tackboard + 1 rail</i>	<i>15" H tackboard</i>		
	<i>11" H tackboard + 2 rails</i>	<i>11" H tackboard + 1 rail</i>		

All United Chair® standard fabrics (except vinyls and leathers) are available to coordinate on tackboards and screens. A "C.O.M." program is available upon request. For more information, contact Groupe Lacasse customer service.

<i>19" (480 mm) high.</i>				
82 x 1/2 x 19	2045 x 13 x 480	LGC-TK8219E	 392	
76 x 1/2 x 19	1895 x 13 x 480	LGC-TK7619E	 382	
70 x 1/2 x 19	1745 x 13 x 480	LGC-TK7019E	 372	
64 x 1/2 x 19	1595 x 13 x 480	LGC-TK6419E	361	
58 x 1/2 x 19	1445 x 13 x 480	LGC-TK5819E	350	
52 x 1/2 x 19	1295 x 13 x 480	LGC-TK5219E	338	
46 x 1/2 x 19	1145 x 13 x 480	LGC-TK4619E	328	
40 x 1/2 x 19	995 x 13 x 480	LGC-TK4019E	317	
34 x 1/2 x 19	845 x 13 x 480	LGC-TK3419E	306	

Specify the fabric code at the end of the product code.

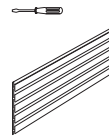
<i>15" (380 mm) high.</i>				
82 x 1/2 x 15	2045 x 13 x 380	LGC-TK8215E	382	
76 x 1/2 x 15	1895 x 13 x 380	LGC-TK7615E	 372	
70 x 1/2 x 15	1745 x 13 x 380	LGC-TK7015E	 361	
64 x 1/2 x 15	1595 x 13 x 380	LGC-TK6415E	350	
58 x 1/2 x 15	1445 x 13 x 380	LGC-TK5815E	338	
52 x 1/2 x 15	1295 x 13 x 380	LGC-TK5215E	328	
46 x 1/2 x 15	1145 x 13 x 380	LGC-TK4615E	317	
40 x 1/2 x 15	995 x 13 x 380	LGC-TK4015E	306	
34 x 1/2 x 15	845 x 13 x 380	LGC-TK3415E	296	

Specify the fabric code at the end of the product code.

<i>11" (280 mm) high.</i>				
82 x 1/2 x 11	2045 x 13 x 280	LGC-TK8211E	372	
76 x 1/2 x 11	1895 x 13 x 280	LGC-TK7611E	361	
70 x 1/2 x 11	1745 x 13 x 280	LGC-TK7011E	350	
64 x 1/2 x 11	1595 x 13 x 280	LGC-TK6411E	338	
58 x 1/2 x 11	1445 x 13 x 280	LGC-TK5811E	328	
52 x 1/2 x 11	1295 x 13 x 280	LGC-TK5211E	317	
46 x 1/2 x 11	1145 x 13 x 280	LGC-TK4611E	306	
40 x 1/2 x 11	995 x 13 x 280	LGC-TK4011E	296	
34 x 1/2 x 11	845 x 13 x 280	LGC-TK3411E	283	

Specify the fabric code at the end of the product code.

Metal hanging rails for hutches



W x D x H (in)	W x D x H (mm)	Code	Price (\$)
<i>To be fixed to a hutch to receive accessory trays. Mounting hardware included.</i>			
82 x 3/4 x 4	2045 x 19 x 100	LGC-RA82E_	197
76 x 3/4 x 4	1895 x 19 x 100	LGC-RA76E_	192
70 x 3/4 x 4	1745 x 19 x 100	LGC-RA70E_	186
64 x 3/4 x 4	1595 x 19 x 100	LGC-RA64E_	180
58 x 3/4 x 4	1445 x 19 x 100	LGC-RA58E_	174
52 x 3/4 x 4	1295 x 19 x 100	LGC-RA52E_	169
46 x 3/4 x 4	1145 x 19 x 100	LGC-RA46E_	164
40 x 3/4 x 4	995 x 19 x 100	LGC-RA40E_	159
34 x 3/4 x 4	845 x 19 x 100	LGC-RA34E_	153

Specify the accent color (A, S).

Wall-mounted tackboards



All United Chair® standard fabrics (except vinyls and leathers) are available to coordinate on tackboards and screens. A "C.O.M." program is available upon request. For more information, contact Groupe Lacasse customer service.

Tackboards and wall-mounted hanging rails may be combined to optimize storage space with the accessories.

21" H tackboard
17" H tackboard + 1 rail
13" H tackboard + 2 rails

<i>21" (540 mm) high.</i>				
84 x 1/2 x 21	2100 x 13 x 540	LGC-TK8421M	410	
78 x 1/2 x 21	1950 x 13 x 540	LGC-TK7821M	392	
72 x 1/2 x 21	1800 x 13 x 540	LGC-TK7221M	382	
66 x 1/2 x 21	1650 x 13 x 540	LGC-TK6621M	372	
60 x 1/2 x 21	1500 x 13 x 540	LGC-TK6021M	361	
54 x 1/2 x 21	1350 x 13 x 540	LGC-TK5421M	350	
48 x 1/2 x 21	1200 x 13 x 540	LGC-TK4821M	338	
42 x 1/2 x 21	1050 x 13 x 540	LGC-TK4221M	328	
36 x 1/2 x 21	900 x 13 x 540	LGC-TK3621M	317	

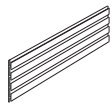
Specify the fabric code at the end of the product code.

<i>17" (440 mm) high.</i>				
84 x 1/2 x 17	2100 x 13 x 440	LGC-TK8417M	392	
78 x 1/2 x 17	1950 x 13 x 440	LGC-TK7817M	382	
72 x 1/2 x 17	1800 x 13 x 440	LGC-TK7217M	372	
66 x 1/2 x 17	1650 x 13 x 440	LGC-TK6617M	361	
60 x 1/2 x 17	1500 x 13 x 440	LGC-TK6017M	350	
54 x 1/2 x 17	1350 x 13 x 440	LGC-TK5417M	338	
48 x 1/2 x 17	1200 x 13 x 440	LGC-TK4817M	328	
42 x 1/2 x 17	1050 x 13 x 440	LGC-TK4217M	317	
36 x 1/2 x 17	900 x 13 x 440	LGC-TK3617M	306	

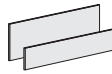
Specify the fabric code at the end of the product code.

<i>13" (340 mm) high.</i>				
84 x 1/2 x 13	2100 x 13 x 340	LGC-TK8413M	382	
78 x 1/2 x 13	1950 x 13 x 340	LGC-TK7813M	372	
72 x 1/2 x 13	1800 x 13 x 340	LGC-TK7213M	361	
66 x 1/2 x 13	1650 x 13 x 340	LGC-TK6613M	350	
60 x 1/2 x 13	1500 x 13 x 340	LGC-TK6013M	338	
54 x 1/2 x 13	1350 x 13 x 340	LGC-TK5413M	328	
48 x 1/2 x 13	1200 x 13 x 340	LGC-TK4813M	317	
42 x 1/2 x 13	1050 x 13 x 340	LGC-TK4213M	306	
36 x 1/2 x 13	900 x 13 x 340	LGC-TK3613M	296	

Specify the fabric code at the end of the product code.

	W x D x H (in)	W x D x H (mm)	Code	Price (\$)
Wall-mounted metal hanging rails	<i>To be fixed to a wall to receive accessory trays. Mounting hardware included.</i>			
	84 x ¾ x 4	2100 x 19 x 100	LGC-RA84M_	202
	78 x ¾ x 4	1950 x 19 x 100	LGC-RA78M_	197
	72 x ¾ x 4	1800 x 19 x 100	LGC-RA72M_	192
	66 x ¾ x 4	1650 x 19 x 100	LGC-RA66M_	186
	60 x ¾ x 4	1500 x 19 x 100	LGC-RA60M_	180
	54 x ¾ x 4	1350 x 19 x 100	LGC-RA54M_	174
	48 x ¾ x 4	1200 x 19 x 100	LGC-RA48M_	169
	42 x ¾ x 4	1050 x 19 x 100	LGC-RA42M_	164
	36 x ¾ x 4	900 x 19 x 100	LGC-RA36M_	159
Specify the accent color (A, S).				

TACKBOARDS FOR ACCESSORY BRACKETS


	W x D x H (in)	W x D x H (mm)	Code	Price (\$)
	<i>Mounts to the accessory brackets LGC-SUPAC_ / LGC-SUPL_. Compatible with units having full-width wire access or spacing between surface and base (Quad, Morpheo and Options).</i>			
	<i>These prices are applicable for Grade 1 and 2 fabrics. For other grades add: Grade 3: 15%, Grade 4: 20%, Grade 5: 25%, Grade 6: 30%, Grade 7: 35%.</i>			
	71 x 1½ x 17	1778 x 36 x 442	LGC-TK7217_	584
	65 x 1½ x 17	1628 x 36 x 442	LGC-TK6617_	569
	59 x 1½ x 17	1478 x 36 x 442	LGC-TK6017_	541
	53 x 1½ x 17	1328 x 36 x 442	LGC-TK5417_	524
	47 x 1½ x 17	1178 x 36 x 442	LGC-TK4817_	491
	41 x 1½ x 17	1028 x 36 x 442	LGC-TK4217_	475
	35 x 1½ x 17	878 x 36 x 442	LGC-TK3617_	459
	29 x 1½ x 17	728 x 36 x 442	LGC-TK3017_	437
	23 x 1½ x 17	578 x 36 x 442	LGC-TK2417_	420
	71 x 1½ x 8½	1778 x 36 x 213	LGC-TK7208_	442
	65 x 1½ x 8½	1628 x 36 x 213	LGC-TK6608_	426
	59 x 1½ x 8½	1478 x 36 x 213	LGC-TK6008_	410
	53 x 1½ x 8½	1328 x 36 x 213	LGC-TK5408_	387
	47 x 1½ x 8½	1178 x 36 x 213	LGC-TK4808_	355
	41 x 1½ x 8½	1028 x 36 x 213	LGC-TK4208_	333
	35 x 1½ x 8½	878 x 36 x 213	LGC-TK3608_	317
	29 x 1½ x 8½	728 x 36 x 213	LGC-TK3008_	301
	23 x 1½ x 8½	578 x 36 x 213	LGC-TK2408_	283
Specify the accent code (A, S). Specify the fabric code at the end of the product code.				

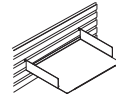
Short accessory brackets (2)	1½ x 4 x 11	38 x 100 x 284	LGC-SUPAC_	137
Specify the accent color (A, S).				





Long accessory brackets (2)	1½ x 4 x 20	38 x 100 x 513	LGC-SUPAL_	137
Specify the accent color (A,S).				

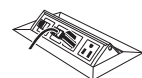


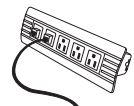
	W x D x H (in)	W x D x H (mm)	Code	Price (\$)
Hanging rail	<i>Mounts to the accessory brackets.</i>			
	71 x 1½ x 8½	1778 x 36 x 213	LGC-RA72_	333
	65 x 1½ x 8½	1628 x 36 x 213	LGC-RA66_	311
	59 x 1½ x 8½	1478 x 36 x 213	LGC-RA60_	290
	53 x 1½ x 8½	1328 x 36 x 213	LGC-RA54_	268
	47 x 1½ x 8½	1178 x 36 x 213	LGC-RA48_	235
	41 x 1½ x 8½	1028 x 36 x 213	LGC-RA42_	213
	35 x 1½ x 8½	878 x 36 x 213	LGC-RA36_	192
	29 x 1½ x 8½	728 x 36 x 213	LGC-RA30_	169
	23 x 1½ x 8½	578 x 36 x 213	LGC-RA24_	142
Specify the accent color (A, S).				


Horizontal paper trays	<i>Metal. Compatible with all Lacasse's accessory rails. Letter size.</i>			
	12 x 2 x 10	305 x 50 x 251	LGC-RPT11_	88
	<i>Legal size.</i>			
	15 x 2 x 10	375 x 50 x 251	LGC-RPT14_	99
Specify the accent color (A, S).				


Vertical paper tray	<i>Metal. 2¼" (68 mm) clear depth. Compatible with all Lacasse's accessory rails.</i>			
	12 x 8 x 2¾	300 x 68 x 70	LGC-RVPT11_	109
Specify the accent color (A, S).				

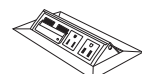
Accessory trays	<i>Metal. Compatible with all Lacasse's accessory rails.</i>			
	12 x 1¼ x 3¾	305 x 30 x 96	LGC-RAS12_	76
	20 x 1¼ x 3¾	505 x 30 x 96	LGC-RAS20_	93
Specify the accent color (A, S).				


Electrical / communication module	<i>2 electrical outlets. Can accommodate 2 AMP or Panduit jacks for fax, telephone or computer. 72" cord included. Silver anodized aluminum. Field installed. UL and CUL certified.</i>			
	8¼ x 4¾ x 3	212 x 110 x 75	LGC-PC	382

Removable electrical / communication module	<i>3 electrical outlets. Can accommodate 2 AMP or Panduit jacks for fax, telephone or computer. 72" cord included. Silver anodized aluminum. Installs on a 1" (25mm) thick surface only. UL and CUL certified.</i>			
	10 x 5½ x 3	255 x 140 x 75	LGC-PCS	338

Double electrical / communication module	<i>Double-sided electrical module including 2 electrical outlets on each side. Can accommodate 4 AMP or Panduit jacks for fax, telephone or computer. 72" cord included. Silver anodized aluminum. UL and CUL certified.</i>			
	8¼ x 8 x 3	206 x 200 x 75	LGC-DPC	678

Half electrical module	<i>2 electrical outlets. 72" cord included. Silver anodized aluminum. Field installed. UL and CUL certified.</i>			
	4¾ x 4¼ x 3	120 x 106 x 75	LGC-HPC	224

iPod / electrical module	<i>2 electrical outlets, 1 iPod or iPhone dock. 72" cord included. Silver anodized aluminum. UL and CUL certified.</i>			
	8¼ x 4¾ x 3	212 x 110 x 75	LGC-IPC	569

	W x D x H (in)	W x D x H (mm)	Code	Price (\$)
Screens	<i>Screens are compatible with units having full-width wire access or spacing between surface and base. Maximum of 2 vertically stacked screens. Restrictions: surfaces 20" and 24" deep used independently.</i>			
	<i>These prices are applicable for Grade 1 and 2 fabrics. For other grades add: Grade 3: 15%, Grade 4: 20%, Grade 5: 25%, Grade 6: 30%, Grade 7: 35%.</i>			
Fabric stackable screens	<i>2 connecting extrusions included on surfaces with LGC-7P0_ and LGC-14TP supports.</i>			
	72 x 1 x 16	1800 x 25 x 406	LGC-SCF7216_	491
	66 x 1 x 16	1650 x 25 x 406	LGC-SCF6616_	470
	60 x 1 x 16	1500 x 25 x 406	LGC-SCF6016_	442
	54 x 1 x 16	1350 x 25 x 406	LGC-SCF5416_	420
	48 x 1 x 16	1200 x 25 x 406	LGC-SCF4816_	392
	42 x 1 x 16	1050 x 25 x 406	LGC-SCF4216_	372
	36 x 1 x 16	900 x 25 x 406	LGC-SCF3616_	345
	30 x 1 x 16	750 x 25 x 406	LGC-SCF3016_	322
	24 x 1 x 16	600 x 25 x 406	LGC-SCF2416_	301

All United Chair® standard fabrics (except vinyls and leathers) are available to coordinate on tackboards and screens. A "C.O.M." program is available upon request. For more information, contact Groupe Lacasse customer service.

Laminate stackable screens



Extrusions at both ends to mount on surfaces with LGC-7P0_ and LGC-14TP supports.

72 x 1 x 16	1800 x 25 x 406	LGC-SCL7216_	290
66 x 1 x 16	1650 x 25 x 406	LGC-SCL6616_	283
60 x 1 x 16	1500 x 25 x 406	LGC-SCL6016_	278
54 x 1 x 16	1350 x 25 x 406	LGC-SCL5416_	273
48 x 1 x 16	1200 x 25 x 406	LGC-SCL4816_	268
42 x 1 x 16	1050 x 25 x 406	LGC-SCL4216_	263
36 x 1 x 16	900 x 25 x 406	LGC-SCL3616_	256
30 x 1 x 16	750 x 25 x 406	LGC-SCL3016_	251
24 x 1 x 16	600 x 25 x 406	LGC-SCL2416_	246

Specify the accent color (A, S).

Screen supports (2)



To be mounted under the surface.

1½ x 8 x 12	40 x 200 x 310	LGC-7P0_	169
-------------	----------------	----------	-----

Specify the accent color (A, S).

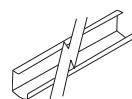
Screen extensions (2)




Insert into the first screen in order to stack the second one. Anthracite Grey metal.

¾ x 1/8 x 14	20 x 3 x 350	LGC-14TP	99
--------------	--------------	----------	----

Adhesive wire channels



Self-adhesive. Can hold most power bars.


68 x 2¼ x 3¼	1700 x 60 x 80	LGC-HWMC72_	 109
44 x 2¼ x 3¼	1100 x 60 x 80	LGC-HWMC48_	93
20 x 2¼ x 3¼	500 x 60 x 80	LGC-HWMC24_	76

Specify the accent color (A, S).

Vertical wire channel

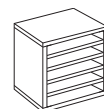


Self-adhesive. Installs to base or leg. 2 lengths of 20" (500 mm) each.

1 x 1½ x 20	25 x 12 x 500	LGC-VWMC20_	 76
-------------	---------------	-------------	--

Specify the accent color (A, S).

Vertical pigeonholes



21" H – 6 compartments, 17" H – 5 compartments. Legal size.

18 x 12 x 20¼	449 x 311 x 515	LGC-DV1821	420
18 x 12 x 17¾	449 x 311 x 442	LGC-DV1817	392

Letter size.

12 x 12 x 20¼	299 x 311 x 515	LGC-DV1221	382
12 x 12 x 17¾	299 x 311 x 442	LGC-DV1217	355

Grommets



Factory installed on request. Factory installed on request, upcharge applies. Attach positioning sketch with your order. Round or square in various dimensions supplied in accordance with the standards of furniture series ordered.

<i>Black for Concept 70, 300, 400E</i>	LGC-GRV25N	28
<i>For Options, Morpheo, Concept 3, PanGram (1")</i>	LGC-GRQ25_	28
<i>For Quad, Options, Morpheo, Quorum (1½")</i>	LGC-GRQ38_	28

Specify the accent code (A, S).

Cushions for mobile pedestals



2" (51mm) foam. Installs on 20" (500 mm) storage units or mobile pedestal with self-fastening band. These prices are applicable for United Chair® Grade 1 and 2 fabrics. For other United Chair® grades add: Grade 3: 15%, Grade 4: 20%, Grade 5: 25%, Grade 6: 30%, Grade 7: 35%.

15 x 18 x 2	388 x 450 x 51	LGC-CU1518	224
-------------	----------------	------------	-----

Specify the fabric code at the end of the product code.

Front-to-back suspension bars




Suspension bars for all laminate lateral file drawers. Allows front-to-back filing.

15½ x 6 x 1¼	384 x 152 x 32	LGC-FTB2	38
15½ x 6 x 1¼	384 x 152 x 32	LGC-FTB4	93

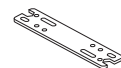
Counterweight



Prevents lateral file from tipping over when top drawer is overloaded. To meet BIFMA standards, order 1 counterweight for 24" deep and 2 for 20" deep lateral file.

13 x 4 x 4	330 x 100 x 100	LGC-CW	 114
------------	-----------------	--------	---

Flush plate



To link and level two surfaces. 10 per package. Black metal.

7 x 1½ x 1/8	175 x 38 x 3	LGC-FLP	60
--------------	--------------	---------	----

Footrest



Adjustable foot support. Tilt angles of 6°, 12°, 16° and 25°. Anti-fatigue rubber surface on platform. Black with grey accents.

16 x 14 x 3-5	405 x 350 x 75-125	LGC-FR	126
---------------	--------------------	--------	-----

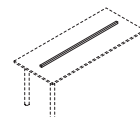
Coat hook



Stainless steel finish. Hardware included. Can be fixed to wall or other surface.

2¾ x 2½ x 1½	60 x 20 x 35	LGC-CH	71
--------------	--------------	--------	----

Work surface reinforcement bar



Metal black.

54 x 2 x 1	1372 x 51 x 25	LGC-BAR	 76
------------	----------------	---------	--

TECHNICAL PERFORMANCES

THERMOFUSED LAMINATE (TFL):

- Depending on the furniture collection, Lacasse casegoods have TFL surfaces and side panels made of particleboard panels of 1" (25,4 mm) or 1½" (38 mm) thick finished with a mar-resistant high-performance thermofused laminate (45 lbs/ft³). The particleboard panels are laminated on both sides for proper balance.
- TFL technology consists on a decorative paper impregnated with reactive melamine resins which is thermally fused to a substrate (particleboard). The heat and pressure produces a **permanent thermal bond** between the melamine resins, the decorative paper and the substrate. The bonding process results in a clear, hard and non-porous surface.
- TFL panels, unlike wood, will not gouge or dent.
- Delamination is not possible, due to the manufacturing process.
- TFL panels carry a 25-year warranty.

HIGH-PRESSURE LAMINATE (HPL):

- Certain collections are also available with HPL surfaces made of 1¼" (27 mm) or 1⅞" (40 mm) thick particleboard finished with high-pressure laminate (laminate plus a ⅛" (0,8 mm) black backing).
- HPL technology consists of multiple layers of Kraft paper saturated with phenolic resin, a decorative layer of paper saturated with melamine resin, and a very thin top sheet of heavily saturated melamine resin. The high-pressure laminate sheet is then glued to a substrate (particleboard).
- HPL panels offer a good wear and impact resistance.
- HPL panels carry a 5-year warranty.

CONVERSION TABLE

SPECIFICATIONS

Metric dimensions are exact; imperial dimensions are nominal.

Nominal	Metric	Exact imp.	Nominal	Metric	Exact imp.	Nominal	Metric	Exact imp.
6	150	5.91	36	900	35.43	66	1650	64.96
7	175	6.89	37	925	36.42	67	1675	65.94
8	200	7.87	38	950	37.4	68	1700	66.93
9	225	8.86	39	975	38.39	69	1725	67.91
10	250	9.84	40	1000	39.37	70	1750	68.9
11	275	10.83	41	1025	40.35	71	1775	69.88
12	300	11.81	42	1050	41.34	72	1800	70.87
13	325	12.8	43	1075	42.32	73	1825	71.85
14	350	13.78	44	1100	43.31	74	1850	72.83
15	375	14.76	45	1125	44.29	75	1875	73.82
16	400	15.75	46	1150	45.28	76	1900	74.8
17	425	16.73	47	1175	46.26	77	1925	75.79
18	450	17.72	48	1200	47.24	78	1950	76.77
19	475	18.7	49	1225	48.23	79	1975	77.76
20	500	19.69	50	1250	49.21	80	2000	78.74
21	525	20.67	51	1275	50.2	81	2025	79.72
22	550	21.62	52	1300	51.18	82	2050	80.71
23	575	22.64	53	1325	52.17	83	2075	81.69
24	600	23.62	54	1350	53.15	84	2100	82.68
25	625	24.61	55	1375	54.13	85	2125	83.68
26	650	25.59	56	1400	55.12	86	2150	84.65
27	675	26.57	57	1425	56.1	87	2175	85.63
28	700	27.56	58	1450	57.09	88	2200	86.61
29	725	28.54	59	1475	58.07	89	2225	87.6
30	750	29.53	60	1500	59.06	90	2250	88.58
31	775	30.51	61	1525	60.04	96	2400	94.49
32	800	31.5	62	1550	61.02	120	3000	118.11
33	825	32.48	63	1575	62.01	126	3150	124.02
34	850	33.46	64	1600	62.99	144	3600	141.73
35	875	34.45	65	1625	63.96			

TERMS & CONDITIONS OF SALE

1. ORDER PLACEMENT

- a) The seller sells its products in the terms set forth in these standard terms of sale. All orders must be submitted in writing as represented by a valid purchase order, which includes the total list and net dollars. The seller reserves the right to refuse any order.
- b) The following information is required to process an order
 Groupe Lacasse LLC cannot be held responsible for dealer's errors, omissions and order duplication due to non-compliance with this procedure.

CUSTOMER INFORMATION	PRODUCT INFORMATION
Sold/Ship to address	Quantity
Purchase order number	Product numbers including options
Authorized signature	Colors and fabrics (all surfaces)
Contact name	Note: Product number overrules the written description and/or comment lines
Consignee contact name and phone	
Bid/Quote # if applicable	
Product total (list/net)	
Preferred delivered date (Specific delivery date not guaranteed)	

2. ORDER CHANGES

Any change to an original purchase order must be received in writing no later than 48 hours after receipt of the original order. Any change to the original order after 48 hours, if approved, will result in production rescheduling. The cost variances will have to be approved by the customer before production rescheduling. No changes allowed on QuickShip orders.

3. ORDER CANCELLATIONS

Cancellations must be requested in writing no later than 48 hours after receipt of the original order and are subject to approval by Groupe Lacasse LLC. Cancellations cannot be accepted otherwise. No cancellation allowed on QuickShip orders.

4. ORDER ACKNOWLEDGMENT

Orders will be acknowledged to dealers by Groupe Lacasse LLC. Please refer to the acknowledgment copy to make sure it agrees with your original purchase order. When corresponding, please refer to the acknowledgment number. If you do not receive your order acknowledgement within 48 hours, please contact our customer service.

5. LIMITED LIFETIME WARRANTY

Groupe Lacasse LLC warrants its products to be free from defects in material and workmanship for as long as the original purchaser owns it; proof of purchase from Groupe Lacasse LLC being the only official document accepted by Groupe Lacasse LLC for any claim. This warranty is subject to the limitations, exclusions and other provisions below:

- Twenty-five years: High-performance thermofused laminate.
- Twenty years: Drawer slides.
- Ten years: Locks.
- Five years: Swing-lift mechanisms and adjustable surface mechanisms.
- Five years: High-pressure laminate, casters, fabrics, metal frame doors, electrical components, PVC extrusions and accessories.
- One year: Electrical modules and components.
- Exclusions: Light bulbs, ballasts and C.O.M..

This warranty is made by Groupe Lacasse LLC only to purchasers acquiring the product directly from Groupe Lacasse LLC, its authorized dealers, or others who are specifically authorized by Groupe Lacasse LLC to sell such products. The purchaser's remedy is limited to repair or replacement, at Groupe Lacasse LLC's option, of products which when used normally, prove to be defective within the period stated. Labor, delivery charges and service not covered under warranty. This warranty does not apply to any product which must be replaced because of normal wear and tear, negligence, abuse or accident or which has been modified by someone other than Groupe Lacasse LLC or its authorized dealers. The remedy stated herein are expressly agreed to be exclusive as a condition of sale. Groupe Lacasse LLC's liability with respect to its products or installation services should not exceed that expressly set forth above. Under no circumstances shall Groupe Lacasse LLC be liable for accidental or consequential damages. Specials may be subject to a limited warranty.

6. PRICES

All prices listed are suggested retail prices, F.O.B. our factory, St-Pie, Quebec, Canada. Accepted orders are subject to prices and taxes prevailing at the time of shipment. Prices and taxes are subject to change without notice. If shipping date requested is more than 90 days from date of order, Groupe Lacasse LLC shall have the right to use the published list prices effective at the time of shipment. Prices shown in price book have priority over electronic catalog contents.

7. TERMS (UPON ACCEPTANCE FROM OUR CREDIT DEPARTMENT)

Net 30 days from date of invoice. Any product sold shall remain the property of Groupe Lacasse LLC and shall remain the seller's property until paid for. The buyer agrees to perform all acts which may be necessary to protect and assure retention of title to such products by Groupe Lacasse LLC until such time as goods have been paid for in full. No sales within a one-year period will automatically lead to the account's closure.

8. QUOTATIONS

Quotations are valid for a period of ninety (90) days unless otherwise specified on the quote.

9. CHANGES

All illustrations, specifications and prices in this book are based on the latest product information available at the time of publication. The right is reserved to make changes, at any time and without prior notice, to prices, colors, materials, specifications and models offered.

10. PACKING AND SHIPPING

Packaging consists of polyethylene and protectors or separate cartons, depending on method of shipment.

11. DELIVERY

The scheduled delivery week is specified on our acknowledgment. Groupe Lacasse is not liable for delay or failure to deliver goods due to causes beyond its control (such as a casualty, an act of god, a labor dispute, or an

accident; the inability to obtain the necessary labor, material or transportation; or any change requested by the customer). Under these circumstances, the ship date will be extended to compensate for the delay as determined by the Seller.

Groupe Lacasse will accept, upon prior approval by Logistics and Customer Service departments, to make installation job site deliveries for a minimum of one half of a full truckload (1,200 cubic feet); however, and in all cases, an unloading dock must be available to accommodate 53 ft. trailers and the address is also subject to approval. Unloading at destination is the sole responsibility of the purchaser. No waiting time will be possible; however, and if any is incurred, it will be recharged to the purchaser.

Under no circumstance will Groupe Lacasse deliver goods in a residential area.

Surcharge

Time sensitive deliveries (weekend deliveries, night, etc.) that require expedited carrier service will result in additional charges that will be passed onto the consignee (dealer). Liftgates: Our standard carriers do not have liftgates. Requests for liftgates can often be accommodated but will result in extra fees and they must be made at least 2 weeks in advance.

12. SHIPPING WEIGHTS AND VOLUMES

Shipping weights and volumes are available on demand and may vary due to the constantly improving methods of packaging.

13. ROUTING

Unless otherwise specified by the buyer and agreed to by Groupe Lacasse, the latter reserves the right to select the route, method of shipment and carrier. Customer requests for special carrier, method of shipment and/or routing will be shipped freight collect.

14. TRANSPORTATION POLICY

"Zone 0" shipments are FCA plant.
 "Zone 1", "Zone 2", "Zone 3", "Zone 4" and "Zone 5" pricing includes freight cost to your geographical location.

On all orders less than \$2,000 net (regardless of brand and/or of shipping point) we will add a \$100 "small order fee".

Please take note of the following exclusion to the "small order fee";

- By combining different product collections in one order, even if the net value of each collection is less than \$2,000 net, but the total value of all collections in one order is at least or above \$2,000 net, and as long as all products are shipped at the same destination / receiving location (ship to), the fee will not apply regardless of shipping dates and points of origins.

Small orders under \$25 net are subject to a \$20 small order fee (instead of \$100) regardless of the shipping zones.

Freight charges beyond the continental United States are the purchaser's responsibility. Shipments beyond the continental United States must deliver to a freight forwarder or forwarding carrier of your choice. It is the customer's responsibility to provide this information on purchase orders.

15. FREIGHT CLAIMS

All FCA destination claims will be handled and filed by the Seller. In order to expedite any credit due, your help and assistance is required. Please adhere to the following guidelines:

The merchandise is carefully packed and thoroughly inspected before leaving the warehouse. Responsibility for its safe delivery is assumed by the carrier upon acceptance of the shipment. Claims for loss or damage sustained in transit must therefore be made to Groupe Lacasse as follows:

1) Concealed loss or damage

Concealed loss or damage means loss or damage that does not become apparent until the merchandise has been unpacked. The contents may be damaged in transit due to rough handling even though the carton may not show external damage. When damage is discovered upon unpacking, a written request must be made within 15 days of the delivery date. No disposition will be taken until approved by the manufacturer.

IMPORTANT: Groupe Lacasse's policy in concealed damage is to replace the part or complete product if necessary at no charge to the dealer. However, it is the responsibility of the dealer to provide installation of the replaced part or complete product. Therefore, no labor fees will be accepted on concealed damages.

2) Visible damage or shortage

Any external evidence of damage or shortage must be noted on the freight bill or express receipts and signed by the carrier's agent. Failure to adequately describe such external evidence of damage or shortage may result in refusing to honor a damage claim. Claims must be submitted within 5 business days of reception of the merchandise.

Submit your claim to the Groupe Lacasse Customer Service by email at: lacassecustomer.service@groupelacasse.com.

Phone: 1-888-522-2773 - Fax: 1-888-248-1865

16. RETURNS

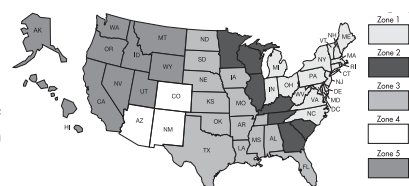
Absolutely no returns will be accepted on any standard and non-standard products.


17. STORAGE

In the event the purchaser request postponement of shipment beyond the scheduled shipping week after the goods have become work in process, or at a time Groupe Lacasse LLC is then about to make shipment, Groupe Lacasse LLC may store the goods at the purchaser's expense. Such transfer to storage shall be deemed a delivery to purchaser for all purposes including invoicing and payment.

18. GOVERNING LAW

This contract shall be construed and governed in accordance with the laws of the province of Quebec, Canada.





Office Furniture Solutions

Founded in 1956, Groupe Lacasse is a North American leader in the design, manufacture and service of a broad range of high-quality furniture products for all types of work environments. We have the experience, expertise and capability to deliver incomparable design, exceptional quality, optimum service and outstanding value in Office Furniture Solutions.



1-888-522-2773
www.groupelacasse.com



Groupe Lacasse products are GREENGUARD® certified to rigorous indoor air quality standards for low-emitting interior products.